EUREKA GOLD MINES NL

SURVEY 3004

GEDIS REF-ID 21267 Rec/4

EL 3380

ANNUAL REPORT FOR THE PERIOD ENDING 21 DECEMBER 1994

EXPLORATION LICENCE 3380

Title Holder: Albert Booth
Project Manager: Eureka Gold Mines NL
Date: 13 January 1995
Author: C.E.Hall M.Sc (Geology)

Exploration Manager: Eureka Gold Mines NL
Level 3, 54-58 Park Street
Sydney, NSW 2000
Tel. (02) 282-8089
Fax. (02) 267-2150

TABLE OF CONTENTS

1.0 Introduction

2.0 Work Completed

- 2.1 Geological mapping
- 2.2 Grab Samples and Metallurgical Tests
- 2.3 Part Relinquishment of EL 3380
- 2.4 Acquisition of Topographical Data/Plans
- 2.5 Review of Pittston Australia's Drilling
  - 2.5.1 Introduction
  - 2.5.2 Collection of Drill Core
  - 2.5.3 Pittston Assaying Technique and New assay results of Pittston core not sampled
- 2.6 RC & Diamond Drilling 1994
- 2.7 Surveying of Drill Collars - New and Old
- 2.8 Rubbish Removal from Belltopper Hill

3.0 Discussion/Recommendations for Future Work.

4.0 Expenditure

FIGURES

1.0 Location of EL 3380 & MRC 3110

2.0 EL 3380, MRC 3110, Belltopper Reef Lines and Pittston Drill Holes

3.0 Area Relinquished from EL 3380

4.0 Relationship of Grid north to Magnetic and AMG north

TABLES

1.0 Grab Samples from the Ore Heap below the Prospecting Shaft- assayed for Au & Sb

2.0 Statistics of Topographic Plans, Belltopper Hill

3.0 Assays of Pittston Core Previously not Sampled

4.0 Surveyed Collar co-ordinates by Mining Surveyors Adrian Cummins & Assoc. Local grid Co-ordinates

TABLES cont....

5.0 Surveyed Collar co-ordinates by Mining Surveyors Adrian Cummins & Assoc. Australian Map grid Co-ordinates

PLANS

1.0 Reconnaissance Field Map

2.0 Topographic Plans of the Belltopper Hill Area, Plans 2A & 2B

3.0 Plan of Drill Holes

4.0 Survey Map of Drill Collar Locations by Mining Surveyors Adrian Cummins & Assoc.

APPENDICES

I Metallurgy International Report
Spring Gully and Belltopper Oxide Ore - Preliminary Metallurgical Assessment, March 1994

II Metallurgy International Report
Belltopper Oxide ore - Effects of Grind Size on Cyanidation, April 1994

III RC and Diamond Drill Logs, 1994

IV Drill Collar Co-ordinates, Down hole Survey and Assay Information for 1994 Drill holes

V Structural and Geotechnical data for Diamond Core, LSDDH 14 & LSDDH 15 (Diamond tails to RC holes LSRC 16 & LSRC 17)

1.0 INTRODUCTION

In October 1993 Consolidated Victorian Mines (CVM) entered into an option to joint venture with Albert Booth for the area covered by Miners Right Claim 3110 and Exploration Licence 3380 in the State of Victoria. Following this agreement, a third party, Eureka Gold Mines NL (Eureka) in agreement with CVM also entered into a heads of agreement with Albert Booth in November 1994. In March 1994 Eureka undertook a Due Diligence and Option agreement with Booth and replaced CVM as exploration manager of Licences MRC 3110 and EL 3380.

Miners Right Claim 3110 and the surrounding Exploration Licence 3380 totals 63^2 km and covers much of the Malmsbury, Taradale and Lauriston Goldfield with a recorded production in excess of 100,000 ounces of gold from hard rock mining (Figure 1). Eureka has the right to earn 75% of EL 3380 and MRC after the expenditure of $600,000 over three years. EL 3380 has a renewal application lodged.

Tenement:	Exploration Licence 3380 (ex 2548)
Holder:	Albert Booth
	c/- PO Box 2308V, Melbourne, Vic 3001
Date of Grant:	21 December 1994
Term:	1 year with reduction of 27 graticules
Area/Status:	$63km^2$, Crown and Private lands
Location:	Malmsbury
Bond:	$12,500

Work during the last year has concentrated on the Leven Star shear which located on Belltopper Hill and is covered in part by MRC 3110. Other Workings which have also been explored are the Panama and Missing Link Reefs (Figure 2).

Note: Metallurgical Tests on the Belltopper Oxide Ore, as outlined in section 3.2, are referring to the Leven Star Material.

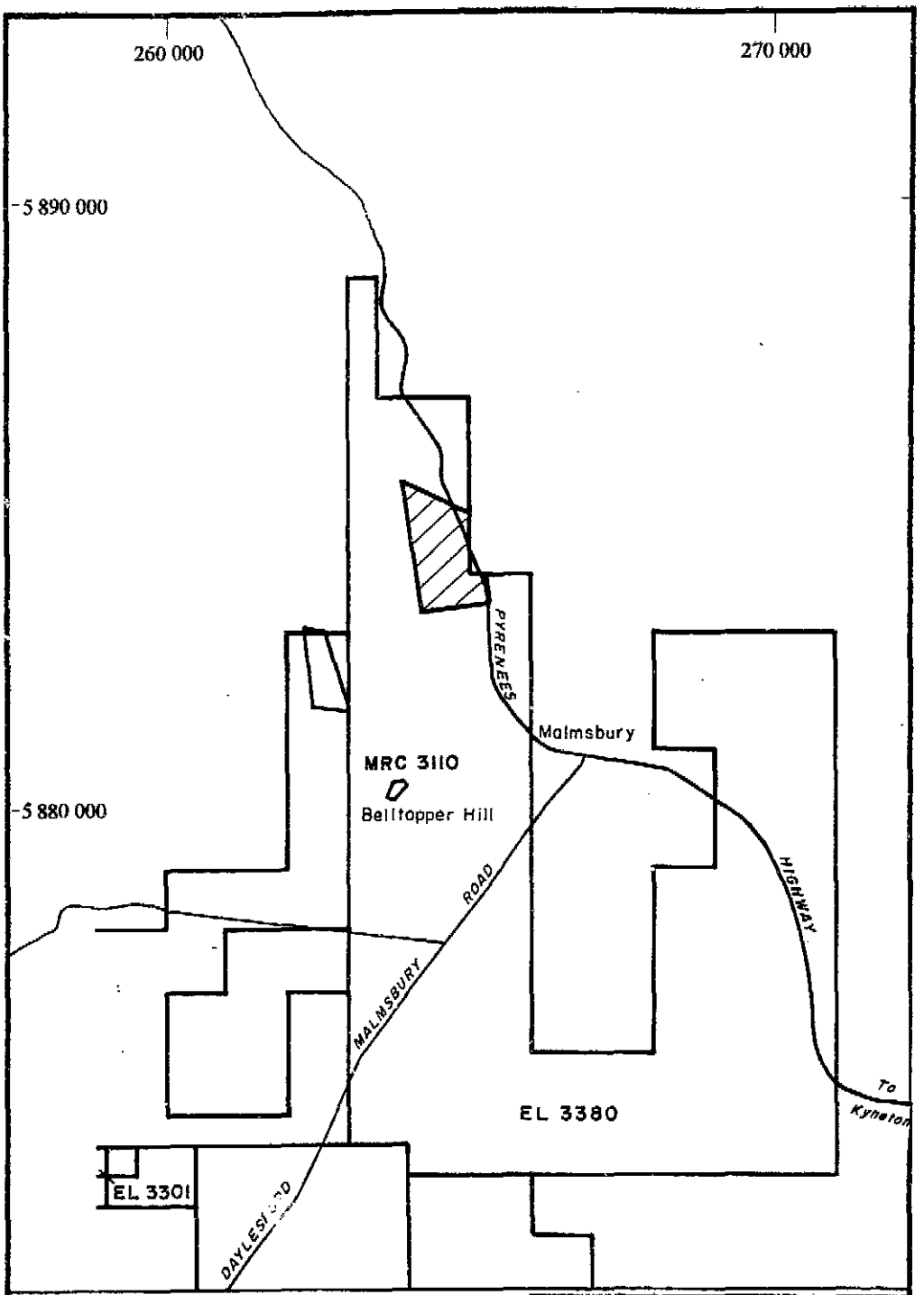

Excised (prior title)

SCALE 1:100 000

0 5 km

EUREKA GOLD MINES NL

LOCATION OF EL 3380
&
MRC 3110

FIGURE 1

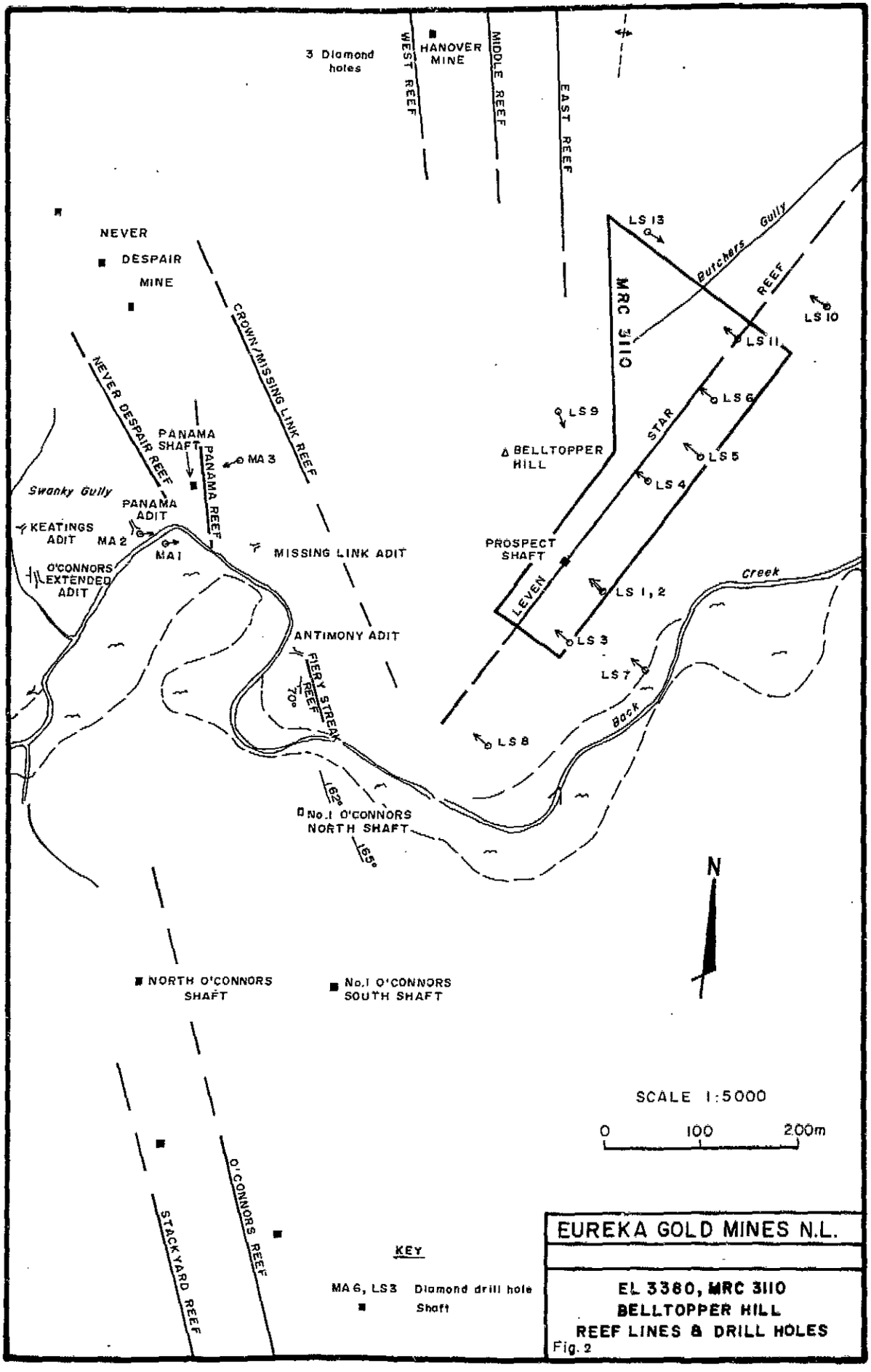

EUREKA GOLD MINES N.L.

EL 3380, MRC 3110
BELLTOPPER HILL
REEF LINES & DRILL HOLES

Fig. 2

2.0 WORK COMPLETED

2.1 Geological Mapping

Geological mapping of the area around the Belltopper Hill area was first carried out by Planet Mining Company Pty ("Planet") in 1968-69 and was briefly followed up by Pittston in 1990-92. However, both maps were lacking in outcrop data. To see if the lack of data was due to poor field mapping or the lack of outcrop a reconnaissance mapping exercise of the area was undertaken.

Plan 1 shows the area covered, indicating the location of outcrops (marked with an 'X'), drill pad (Pittston drill pads) and any other notable features. The following comments provide a summary of the field observations.

- There is very little outcrop. Most of the outcrop is restricted to the area along the strike of the Leven Star shear, the NNE-SSW ridge between the Leven Star shear and the Missing Link adit, and in the surface stopes and small prospecting pits at the southern end of the shear.

- The best exposure of the Leven star ore zone is seen at the prospecting pit that was started by Planet and deepened by Centuar Mining NL in 1970-71

- The predominant lithology exposed in the area is fine grained to medium grained quartzose sandstone. A very coarse grained quartz-rich sandstone with a reddish-crimson stain was observed at several outcrops and in rubble at the south western end of Belltopper Hill .

- Numerous quartz veins, 3-7 mm in width occur in the large outcrops at the southern end of the shear. There are two sets of veins approximately 70-80 degrees apart, with no distinctive cross-cutting relationships and are therfore thought to be of similar age.

- The area around the NE end of the shear (near LSDDH5-6) shows no evidence of historical workings. The nearest workings are those associated with the Belltopper Adit some 200-300m to the east.

- Younging direction is very difficult to determine.

- The major anticline shown on plan 1 has been interpreted from Molopo drill logs and observation made long the walls of the Missing Link adit.

2.2 Grab samples and Metallurgical Reports

In 1990-92 Pittston Australasian Mineral Exploration Pty Ltd (Pittston) completed a 13 diamond hole drilling programe. Drill core from this program and historical reports indicated the presence of stibnite and it's oxide cervanitite. Seven samples from the ore heap located at the foot of the prospecting shaft (developed in 1970-71 by Centaur Mining NL) were assayed for gold (Au) and antimony (Sb) by Australian Laboratory Services (ALS) in Bendigo. Results of the assays and techniques used are presented in Table 1.

TABLE 1
Grab samples from ore heap - gold and antimony assays

SAMPLE No#	Element	Sb	Au	Au
	Unit	ppm	ppm	ppm
	Method	XRF1	PM203	PM209
705614		3200	3.21	3.16
705615		970	8.38	8.26
705616		1100	3.32	3.23
705617		5.40%	8.80	9.86
705618		1.21%	10.7	10.6
705619		2.70%	8.04	8.46
705620		4.53%	11.1	11.8

Due to the high content of antimony in the samples above further samples were collected for preliminary metallurgical testing by Metallurgy International Pty Ltd.

The preliminary findings indicated cyanidation of the Belltopper oxide material yielded 70% - 76% gold extraction from a calculated head of 5.27%. Leach kinetics further indicated

maximum gold extraction was achievable after 19 hours. A full copy of the report is presented in Appendix I.

Note: These samples were sent by Consolidated Victorian Mines along with samples of tailings from Spring Gully. The Spring Gully Tailings are not associated with EL 3880, but with another licence EL 3242 held by Cluff Resources, who are in joint venture with CVM.

Following the results of the preliminary assessment, samples of the Belltopper ore were again submitted to Metallurgy International to establish a grind time/ particle size relationship. Results of these test indicated that gold recovery by cyanidation is enhanced by fine grinding. Recovery increased from 66% at a 75 micron grind to 75% at 53 microns. Further, grinding to 40 microns increased recovery marginally to 77%. Recommendations for further test work and full copy of the report are found in Appendix II.

2.3 Part Relinquishment of EL 3380

During 1994 Eureka Gold Mines was requested by the Department of Energy and Minerals (DEM) to relinquish part of EL 3380. The size of the area relinquished was approximately 40 % and is shown as the cross hatched area in Figure 3.

2.4 Acquisition of Topographical Data/Plans

Enquires about aerial topographical coverage of EL 3380 revealed that the area over Belltopper Hill had been flown in 1992 by Qasco Pty Ltd for a local orienteering club. Permission was sought and granted from the club to obtain transparency 1:2500 topographical plans (Plans 2A&2B) and digital string data in a format ready to import into "Micromine" .

TABLE 2
Statistics of Topographical Plans/data

SOURCE	Qasco Pty Ltd ACN 004 746 669 Suite 2, "Stanhill" Melbourne VIC 3004 Ph.(03) 820 4774 Fax (03) 820 4773
Co-ordinate System	AMG
Level Datum	AHD
Aerial Photography	UAG 1063
Date of Photography	27-1-92
Flying Height	1500m

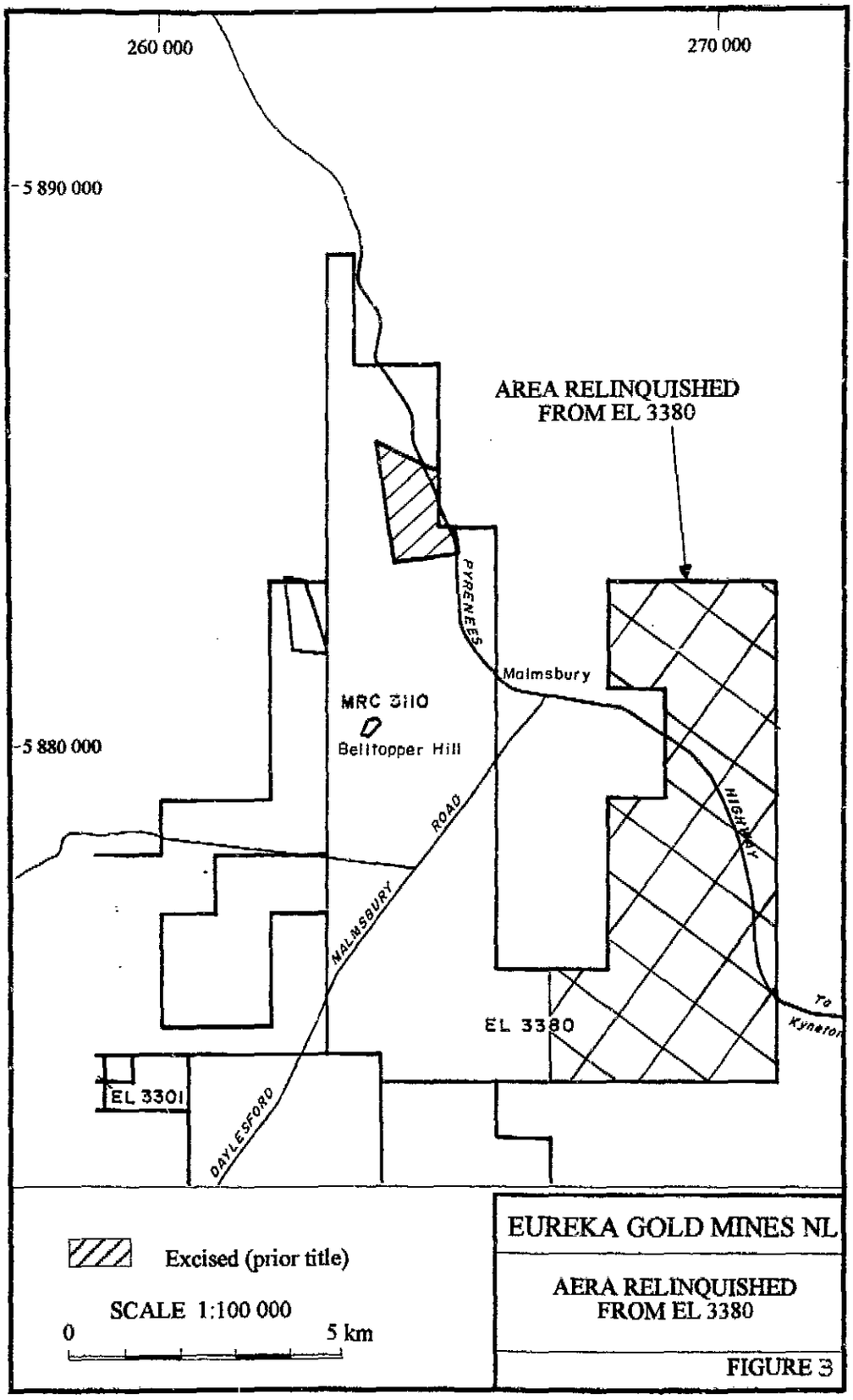
260 000
270 000
5 890 000
5 880 000
AREA RELINQUISHED
FROM EL 3380
PYRENEES
Malmsbury
MRC 3110
Belltopper Hill
ROAD
MALMSBURY
HIGHWAY
To
Kyneton
EL 3380
EL 3301
DAYLESFORD
Excised (prior title)
SCALE 1:100 000
0
5 km
EUREKA GOLD MINES NL
AERA RELINQUISHED
FROM EL 3380
FIGURE 3

TABLE 2 cont...

Scale of Photogrphy	1:10,000
Date of Compilation	February 1994
Contour Interval	2m
Qasco Reference No#	V10361

2.5 Review of Pittston Drill Data

2.5.1 Introduction

During the period 1990-1992 Pittston completed 13 Diamond drill holes totalling 1,772 metres to check the Leven Star reef along strike and at depth. This drill data was collated and entered into the computer package "Micromine". In general, the assay and down hole survey data was reasonably complete, however there was considerable discrepancy in the collar co-ordinates especially the relative heights. Co-ordinates recorded on the drill logs differed from several plans and long sections. Further, there had been an error of some 10m in the RL during surveying of the local grid in 1991. All possible co-ordinates from the plans etc., were listed and those RL's with the closest correlation were chosen and then checked in the field before they were entered into the database. Efforts to locate and re-survey the Pittston drill holes was made later (See section 3.7). Preliminary cross sections of the Pittston drill holes were produced in preparation for planning an in-fill drill program (See section 3.6)

2.5.2 Collection of Pittston Drill Core

The drill core from the Pittston drilling was stored in several places in the Castlemaine district. All core trays were recovered and stacked in core racks at the Wattle Gully core farm. Approximately 10-15 % of core trays are still missing. Consultation with Mr. Albert Booth has indicated that some of the core was taken to a Melbourne University to be used for teaching purposes.

2.5.3 Pittston Assaying technique and Assay Results from Core Previously not Sampled

The sampling technique used by Pittston was to cut and completely sample one of the first drill holes. When the assay results were returned the core was reviewed to determine the characteristics of the ore zone. Based on these characteristics later drill holes were only sampled in selected portions rather than the entire lenght.

Review of the drill logs in 1994 indicated several sections, previously not sampled had the potential to be gold bearing. These sections, if present, were retrieved from the core farm, cut in half and sent ALS for analysis. Table 3 lists the drill holes sampled, intervals and assay values.

2.6 *Infill Drill Program 1994*

Due to the success of assaying LSDDH8 (13.5ppm, see Table 3) the strike length of the Leven Star shear was possibly long than previous recorded by Pittston. Hence, an infill drilling program was proposed and submitted to the DEM. With approval from the Mines inspector (Graham Gooding) and the Department of Conservation and Natural Resources drilling began on the 19th August 1994 and finished on September 30th 1994.

A total of 17 RC drill holes were drill for a total of 1682.1 metres. RC holes were recorded as LSRC 1 - LSRC17. Holes LSRC 16 and LSRC 17 had diamond tails (recorded as LSDDH 14 and LSDDH 15 respectivel). Diamond drilling was fraught with problems, with loss of a drill bit and rod down LSDDH 14 and loss of water down LSDDH 15.

RC samples were collected and logged at every metre, with assay composites at 4 metres or less depending upon the geology. Assays were by ALS using aqua regia (PM203). Any assay values from the composite samples greater than 0.5 ppm were then split into one metre intervals and assayed.

Drill logs located in Appendix III give the initial sample intervals and assays. A full assay file including splits of the composite and diamond drill core assays are presented in Appendix IV.

Note: Variable titles in the assay file are abbreviated.

Au = first gold assay value using PM 203 (ppm)

Au-RPT = repeat gold using PM203 (ppm)

Au-FA = gold fire assay, PM209 (ppm)

Au-FA2 = repeat gold fire assay (ppm)

Au-AV = Average gold value

Where possible the diamond core was orientated and the structural and geotechnical information relating to the core is recorded on Appendix III & V.

TABLE 3

Pittston Drill Core Previously not Sampled by Pittston

HOLE	SAMPLE NO#	FROM	TO	Au ppm	Au-RPT ppm	Sb ppm
LSDDH3	234372	23.0	23.5	0.05		16
LSDDH3	234373	24.4	25.4	0.05		6
LSDDH3	234374	25.4	26.4	0.03		10
LSDDH3	234375	26.4	27.5	0.05		16
LSDDH3	234376	34.10	34.5	0.05		<5
LSDDH3	234377	35.75	36.1	0.40		6
LSDDH3	234378	41.90	42.40	**1.31**		163
LSDDH3	234351	48.90	50.50	0.21		18
LSDDH3	234352	55.10	55.90	**1.13**		230
LSDDH3	234353	60.05	60.50	0.71		3380
LSDDH3	234354	67.30	68.30	**1.48**		615
LSDDH7	234382	37.85	38.10	0.02		<5
LSDDH7	234383	38.10	39.70	<0.02		10
LSDDH7	234379	224.10	224.40	0.17		13
LSDDH7	234380	225.23	225.40	0.03	0.03	10
LSDDH7	234381	232.00	232.30	0.03		49
LSDDH8	234356	54	55	0.1		26
LSDDH8	234357	55	56	0.08		21
LSDDH8	234358	56	57	0.25		24
LSDDH8	234359	57	57.9	0.12		21
LSDDH8	234360	60	62	**1.81**	**1.72**	30
LSDDH8	234361	62	64	0.11		19
LSDDH8	234362	64	65	0.16		20
LSDDH8	234384	65	66.3	0.7		19
LSDDH8	234363	66.3	70.4	**13.1**		31
LSDDH8	234385	70.4	70.9	0.14		17

Au analysis method = PM203 Sb analysis method = PM203

Long Year Australia Pty Ltd was the drilling company contracted to undertake the drilling program. Statistics were as follows;

Company:	Long Year Australia Pty Ltd
Contact:	Trevor Saddler
Rig used:	Crawler mounted LMP 850
Dimensions of rig:	Height of 4.6m with mast down
	Width of 3m
	Length of drill pad required 11m minimum
RC Hole diameter:	5 1/4" RCD
Diamond hole:	HQ
Cost per metre RC:	$28.50
Cost per meter diamond:	$85.00 for the first 130m

2.7 *Surveying of Drill collars - New and Old*

Mining Surveyors Adrian Cummins and Associates were contracted to survey the collar co-ordinates of all the new RC drill holes and old drill hole collars. A search for all the Pittston drill holes was undertaken, with holes 8-13 successfully located.

The location given by Pittston for LSDDH 6 was not possible given the location of the drill pad and the orientation of the drilling rig. Positive identification of the drill hole was not achieved but at one site on the drill pad there was a depression covered with a large stone (Holes LSDDH 8-13 were covered with a large stone). This location was surveyed as LSDDH 6 in tables 4 & 5. A similar depression was also found for LSDDH 1 & 2 and was pointed out by Albert Booth who had visited the site during the drilling. All other drill holes could not be found.

The "Old Shaft" in Tables 4 & 5 is the prospecting shaft deepened by Centuar in 1970-71.

Figure 4 shows the relationship in degrees between the local grid (baseline 10000N, 10000E) and the AMG and magnetic north

TABLE 4

Surveyed collar co-ordinates for 1994 infill program and all located Pittston diamond holes in Local Grid

ADRIAN CUMMINS & ASSOCIATES PTY. LTD.
A.C.N. 007 149 466
• Licensed Surveyors • Mining Surveyors • Engineering Surveyors • Town Planners

117 Williamson Street, Bendigo 3550
Tel: (054) 42 5133
Fax: (054) 42 2030

6th October 1994

EUREKA GOLD MINES NL
LEVEN STAR AREA

BELLTOPPER HILL AREA GRID

EASTING	NORTHING	REDUCED LEVEL (A.H.D)	REMARKS
10347.93	10081.43	493.24	LSRC 1
10291.16	10103.99	496.34	LSRC 2
10263.22	10101.03	499.43	LSRC 3
10240.56	10094.14	503.16	LSRC 4
10214.80	10093.45	508.69	LSRC 5
10197.04	10032.02	497.67	LSRC 6
10169.87	10013.14	492.57	LSRC 7
10115.13	10002.14	482.14	LSRC 8
10052.43	10042.32	474.93	LSRC 9
10007.61	10039.13	470.10	LSRC 10
9982.75	10021.49	464.54	LSRC 11
9942.53	9990.80	453.68	LSCR 12
9908.41	9992.88	455.31	LSRC 13
9879.55	10007.11	457.32	LSRC 14
10158.40	10088.43	519.02	LSRC 15
10139.58	10095.19	519.89	LSRC 16
10139.58	10093.68	519.68	LSRC 17
10082.92	9997.84	474.76	LSDDH 1&2
10315.78	10033.16	477.15	LSDDH 6
9881.03	10006.61	457.47	LSDDH 8
10200.25	10169.87	518.50	LSDDH 9
10463.93	10006.83	502.14	LSDDH 10
10399.67	10053.11	497.17	LSDDH 11
10640.07	9995.21	488.37	LSDDH 12
10406.37	10204.50	500.66	LSDDH 13
10395.56	10294.91	513.68	HANOVER A1
10215.62	10238.71	527.49	HANOVER A3
10087.72	10054.28	495.96	OLD SHAFT

TABLE 5
Surveyed collar co-ordinates for 1994 infill program
and all located Pittston diamond holes in AMG

AUSTRALIAN MAP GRID

EASTING	NORTHING	REDUCED LEVEL (A.H.D)	REMARKS
263945.78	5880294.46	493.24	LSRC 1
263890.84	5880267.75	496.34	LSRC 2
263874.19	5880245.12	499.43	LSRC 3
263864.01	5880223.74	503.16	LSRC 4
263847.15	5880204.25	508.69	LSRC 5
263880.54	5880149.72	497.67	LSRC 6
263876.17	5880116.92	492.57	LSRC 7
263847.39	5880069.08	482.14	LSRC 8
263775.45	5880049.86	474.93	LSRC 9
263747.56	5880014.60	470.10	LSRC 10
263743.85	5879984.35	464.54	LSRC 11
263739.40	5879933.95	453.68	LSCR 12
263714.87	5879910.16	455.31	LSRC 13
263684.89	5879898.43	457.32	LSRC 14
263812.83	5880159.20	519.02	LSRC 15
263795.15	5880149.86	519.89	LSRC 16
263796.27	5880148.85	519.68	LSRC 17
263828.85	5880042.39	474.76	LSDDH 1&2
263959.76	5880238.18	477.15	LSDDH 6
263686.26	5879899.19	457.47	LSDDH 8
263780.90	5880245.02	518.50	LSDDH 9
264079.08	5880329.85	502.14	LSDDH 10
264001.58	5880313.59	497.17	LSDDH 11
264206.42	5880452.11	488.37	LSDDH 12
263894.29	5880420.60	500.66	LSDDH 13
263820.75	5880473.08	513.68	HANOVER A
263740.42	5880302.78	527.49	HANOVER A3
263790.40	5880083.98	495.96	OLD SHAFT

Note: Scale factor not applied

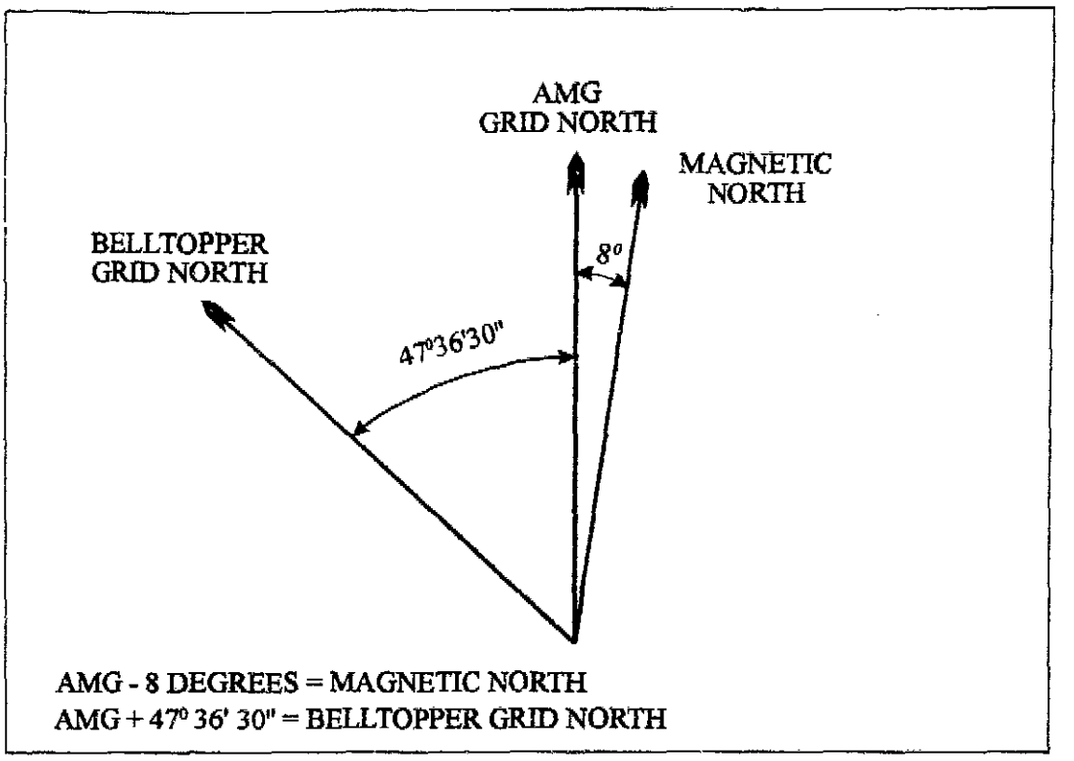

FIGURE 4

RELATIONSHIP BETWEEN LOCAL GRID NORTH
AND
MAGNETIC AND AMG NORTH

2.8 *Removal of Rubbish from Belltopper Hill*

At the top of Belltopper Hill an old building clad in sheeting iron had crumbled with age and was been used by the locals/visitors as a shooting target. With the approval of the DCNR the build was completely dismantled and all of the rusted sheeting iron and materials was trucked away to the local tip.

4.0 DISCUSSION/ RECOMMENDATION FOR FUTURE WORK

4.1 Resource Calculation

Before any bulk sampling or futher drilling is considered on the Leven Star it is recommended that a resource calculation be undertaken. All drill data has been entered into Micromine and the assay file has been 3D generated. The topographical data is also in Micromine string format and only needs a slight correction to the northing values. Once this has been corrected cross sections and plans can be plotted and a manual resource calculation can be undertaken.

4.2 Further Metallurgical Testing

All the metallurgical tests to date have been performed on material taken from the ore heap below the prospecting shaft which has been exposed to the weather for some 20 years. Fresh drill core from holes LSDDH 14 & 15 and the RC samples can be used to determine the Au recovery on non-oxidised ore. The drill core would also provide suitable samples for petrology samples to determine the mode of the gold occurrence.

4.3 Sampling of the Panama, Missing link and Antimony Adits

These adits are readily accessible and reveal several interesting reefs, which were prospected last century. Sampling and mapping of these adits will need to be undertaken especially due to there close proximity to the Leven Star shear (See Figure 2).

4.4 Surveying of the Panama, Missing link and Antimony Adits

To date Panama, Missing Link and Antimony adits have not been surveyed into the local grid, nor have the surface stopes been pick up. Surveying the underground workings of these adits would assist in sampling and mapping.

4.5 Rehabilitation of 1994 Drill Pads

Removal of the one metre sample bays from the RC drill pads and rehabilitation of the 1994 drill pad will need to be undertaken before the onset of winter.

4.6 Possible Bulk Sampling Sites & Extractive Method

A bulk sample of 500 tonnes of the Leven Star or should be considered, following a favourable resource calculation. Treatment of the ore would probably be at CVM's Wattle Gully Treatment plant at Chewton. The method of extraction and removal of the ore would have to be considered carefully due the location of the shear within a Floral & Faunal reserve. Approval would have to to sought from the DCNR

4.7 Drilling of the Hanover Reefs, Panama and Missing Link Reefs

Following the general mapping, structural analysis and sampling of the reefs listed above, drilling by RC or diamond may be proposed to determine the strike lengths and depths of the mineralisation.

5.0 EXPENDITURE

The total expenditure from 22nd December 1993 to 21st December 1994 was $199,671.84

DESCRIPTION OF COSTS	COST
EXPLORATION	
Consultants	$16,208.91
Contractors	$19,912.16
Drilling	$134,043.07
Assays	$8,297.00
Surveying	$3,150.00
OFFICE STUDIES	
Mapping & Plotting	$1,860.00
Photogeology/Topography	$2,525.00
Computer entry/digitising	$810.00
OTHER COSTS	
Adiminstration	$7,500.00
Operating consumables/equipment	$5,365.70
TOTAL	$199,671.84

ABBREVIATIONS USED:

Sst	Sandstone	Lg	Light grey	Fg	Fine grained
Sl	Slate	Dg	Dark grey	Mg	Medium grained
Silt	Siltstone	Bk	Black	Cg	Coarse grained
Qtz	Quartz	Wh	White		
Py	Pyrite	Pg	Pale grey		
Asp	Arsenopyrite	Org	Orange		
Sph	Sphalerite	Bn	Brown		
Gal	Galena	Ylw	Yellow		
Chl	Chlorite	Gn	Green		
Alt	Alteration	Gy	Grey		
Lt	Light	Rust	Rusty		
Dk	Dark	Purp	Purple		
Lim	Limonite				

				RECOVERY %	
#ed	Fractured	Rxn	Reaction	VG	100 - 80 %
c̄	With	Ⓦ	Weathered	G	80 - 60 %
Min	Minor	f	Fault	Av	60 - 40 %
Rx	Rock	Oxn	Oxidation	P	40 - 20 %
Tr	Trace	St^a	Staining	VP	<20 %
Vn	Vein				
≈	Approximately				
=>	Therefore				

MOISTURE CONTENT

D	Dry
D-Wet	Damp-Wet
W	Wet

APPENDIX I

METALLURGY INTERNATIONAL REPORT

PRELIMINARY METALLURGICAL ASSESSMENT
ON THE
BELLTOPPER OXIDE ORE

[redacted]

GEDIS REF-ID
21268

EL3390

Mar/94

Metallurgy International Pty. Ltd.

CONSOLIDATED VICTORIAN MINES NL

SPRING GULLY TAILINGS
AND
BELLTOPPER OXIDE ORE

PRELIMINARY METALLURGICAL ASSESSMENT

MARCH 1994

PRELIMINARY METALLURGICAL ASSESSMENT OF SPRING GULLY TAILINGS AND BELLTOPPER OXIDE SAMPLES

SYNOPSIS

Several samples of tailings and hard rock were received by Metallurgy International for testing to assess gold recovery.

Testwork was conducted on two composite samples of Spring Gully tailings and on one composite of Belltopper oxide material.

Tests showed that the Spring Gully tailings responded well to cyanidation yielding 0.4 g/t and 1.0 g/t gold extraction from head grades of 0.56 g/t and 1.19 g/t. This represents recoveries in the range 70% to 90%.

Residue grades of around 0.15 g/t were achieved in all tests indicating that gold extraction may simply vary with head grade.

Leach kinetics test indicate that maximum recovery is achieved in around 6-8 hours.

Preliminary cyanidation tests on the Belltopper oxide material yielded 70%-76% gold extraction from a calculated head of 5.27 g/t.

Leach kinetics are such that maximum gold extraction is achieved after 19 hours.

While further testwork should be carried out to optimise the processing of the oxide ore, it is considered that high gold extraction, with moderate reagent additions, is sustainable.

1. INTRODUCTION

Samples of Belltopper oxide ore were delivered to Metallurgy International Pty Ltd by Consolidated Victorian Mines NL for preliminary metallurgical assessment.

In addition to the Belltopper samples, 10 samples of tailings from Spring Gully were received and combined as instructed by CVM's to form two test composites, A & B.

The testwork was limited to a preliminary determination of cyanide leaching response with an assessment of leach kinetics.

2. SAMPLES

i) Spring Gully Tailings

Even weights of each tailings sample were combined as follows

Composite	Sample No.
A	595949 to 595954
B	595927 to 595930

A sample of each composite was riffled out for testwork.

ii) Belltopper Oxide

All the Belltopper oxide samples were crushed to a nominal 6mm and combined to form a single test composite.

After thoroughly blending, several 1 kg samples of the composite were riffle split for the subsequent testwork.

3. TEST PROCEDURE

Several samples of the Belltopper composite were used to establish the grind rime required to produce a nominal product 80% passing 75 microns.

Once the grind time was established a 1 kg sample was ground and a head sample riffled out. The remaining material was split in half for duplicate bottle roll cyanidation tests.

The Spring Gully composites were tested without any pretreatment. head samples were split from each composite and the remainder subjected to cyanidation.

Leach kinetics were assessed by removing 25ml solution samples after specified intervals

and assaying for gold. Allowing for the change in solution volume, including make up solution additions, gold extraction was calculated at each time interval to establish gold recovery as a function of time.

Parallel tests, without thief sampling, were run simultaneously with the kinetic tests. These provided a control for assessing any error which might arise from the sampling procedure.

4. RESULTS

Samples and head grades are listed in Appendix 1.

Leach test conditions and results are presented Appendix 2.

Kinetic results are shown in Appendix 3.

5. DISCUSSION

Spring Gully Tailings

The average calculated head grades for the Spring Gully tailing composites A & B were 0.56 g/t and 1.19 g/t respectively. This compares to assayed heads of 0.67 g/t and 0.96 g/t.

Anticipated head grades determined form individual sample assays reported by CVM were 0.67 g/t and 1.28 g/t.

Recovered grade from cyanide leaching of composite B was around 1.0 g/t (1.01, 1.07 g/t) which represented 86% to 89% of the available gold.

Extraction from composite A was less, 0.40 g/t (70% to 73%), which reflected the lower head grade.

Residue grades ranged from 0.13 g/t to 0.17 g/t.

Cyanide and lime requirements were:

	Composite A	Composite B
Cyanide consumption, kg/t	0.34	0.39
Line addition*, kg/t	1.8	1.8

* Addition to maintain pH around 10.

Kinetic results for both composites show that the leach rate slowed considerably after 4 hours and that leaching is essentially complete after 8 hours.

Belltopper Oxide

The average calculated head grade for the Belltopper oxide sample was 5.27 g/t Au. This compares to an assayed head of 4.86 g/t Au. The antimony assays was 0.64%.

Recovered grade from cyanide leaching of composite B was 3.8 g/t to 3.9 g/t which represented 70% to 76% of the available gold.

Residues from the duplicate tests assayed 1.22 g/t Au (0.51% Sb) and 1.62 g/t Au (0.51% Sb).

Based on head and residue assays, the antimony extracted into solution is 20% of the assayed feed grade.

Cyanide consumption, kg/t	0.5-0.7
Lime addition*, kg/t	1.7

* Addition to maintain pH around 10.

Kinetic results show that for a nominal grind of 80% passing 75 microns 19 hours leaching time is required to achieve a gold extraction of around 4 g/t.

6. CONCLUSIONS AND RECOMMENDATIONS

Spring Gully Tailings

Laboratory test results indicate that Spring Gully tailings are amenable to cyanidation, yielding 70-90% gold extraction.

Extraction appears to be a function of head grade with residue grades of around 0.15 g/t consistently achieved in these tests.

Leach kinetics tests indicated that 70-80% extraction is achieved after only 4 hours and maximum recovery is achieved in around 6-8 hours.

Cyanide consumptions and lime additions were moderate at around 0.35 kg/t and 1.8 kg/t respectively.

Belltopper Oxide

The Belltopper oxide ore showed good response to direct cyanidation with 70%-76% gold extraction.

Residue assays are relatively high at 1.2 g/t to 1.6 g/t. Leach kinetics tests indicated that 78% extraction is achieved after 19 hours.

Cyanide consumptions were moderate at 0.5-0.7 kg/t.

Mineralogical examination of leach residues is warranted to identify the mode and occurrence of the gold and assist in solving the problem of high residue grades.

A more comprehensive test program is also recommended to optimise grind size and reagent additions and to confirm leach retention time.

Grinding characteristic should also be studied in more detail to establish a work index for the oxide material. This will enable the throughput of the existing mill at Wattle Gully, or the size of a new one, to be determined.

APPENDIX 1

SAMPLE HEAD GRADES

Composite	Sample No.	Au Assay g/t	
		CVM	ALS
A	595949	0.73	
	595950	0.61	
	595951	0.45	
	595952	0.49	
	595953	1.01	
	595954	0.73	
Total Composite A		0.67	0.67
B	595927	1.12	
	595928	0.86	
	595929	1.49	
	595930	1.63	
Total Composite B		1.28	0.96
Belltopper Oxide			4.86 (Sb 0.64%)

APPENDIX 2

LEACH TEST CONDITIONS AND RESULTS

CYANIDATION TEST CONDITIONS AND METALLURGICAL BALANCE

TEST NO: 232-01

SAMPLE: No. 232/COMP/B
Description Spring Gully composite. Samples 595927 - 595930.

Grind p80 microns

PURPOSE: Kinetic test.

TEST CONDITIONS:

Ca(OH)2 addition		(g)	0.9	NaCN addition	(g)	0.65
		(kg/t)	1.8		(kg/t)	1.29
pH	natural		7.0	NaCN residual	(%)	0.038
	initial		10.6		(g)	0.39
	final		9.9	NaCN rem'd in samples	(g)	0.07
				NaCN consumption	(kg/t)	0.37
Wt % solids			33.12			

TEST RESULTS:

SAMPLE NAME		WT. OR VOLUME	SOLUTION SUB/ADD		Au ASSAYS	LEACH TEST Au EXTRACTION		
		g or ml	ml	ml	ppm	units	g/t	%
SAMPLE HEAD					0.97			
SOLUTION	4 hr	1021.4	30	30	0.46	469.84	0.93	81.5
	6 hr	1021.4	40	40	0.47	493.86	0.98	85.7
	8 hr	1021.4	40	40	0.46	502.44	0.99	87.1
	12 hr	1021.4	35	35	0.39	449.35	0.89	77.9
	19 hr	1021.4	40	40	0.43	503.85	1.00	87.4
	24 hr	1021.4			0.42	510.84	1.01	88.6
LEACH RESIDUE		505.8			0.13	65.75		
CALC HEAD		505.8			1.14	576.59		

LAB TEST DATA

Time hours	pH	Ca(OH)2 add'n g	NaCN conc'n %	NaCN add'n g	NaCN removed g	Dissolved Oxygen conc'n ppm	Dissolved Oxygen uptake ppm/min	
	7.0	0.8						
0	10.6			0.5				
1	10.4							
2	10.3							
3	10.2							
4	10.1	0.1	0.04	0.15	0.01			
6	10.1		0.04		0.02	8.0		
8	10.0		0.04		0.02	8.0		
12					0.01			
19			0.04		0.02	8.0		
21	10.0							
22	10.0							
24	9.9		0.038					
Total (g)		0.9		0.65	0.07			

CYANIDATION TEST CONDITIONS AND METALLURGICAL BALANCE

TEST No: 232-02

SAMPLE: No. 232/COMP/B
Description Spring Gully composite. Samples 595927 - 595930.

Grind p80

PURPOSE: Standard duplicate to test 232-1.

TEST CONDITIONS:

Ca(OH)2 addition	(g)	0.9	NaCN addition	(g)	0.65
	(kg/t)	1.7		(kg/t)	1.2
pH	natural	7.0	NaCN residual	(%)	0.05
	initial	10.7		(g)	0.5
	final	10.0	NaCN consumption	(kg/t)	0.4
Wt % solids		33.8			

TEST RESULTS:

SAMPLE NAME	WT. OR VOLUME g or ml	SOLUTION SUB/ADD ml	ml	Au ASSAYS ppm	UNITS	LEACH TEST EXTRACTION g/t	%
SAMPLED HEAD				0.95			
SOLUTION 24 hr	1017.8	0	0	0.55	559.79	1.07	86.3
LEACH RESIDUE	520.8			0.17	88.53		
CALC HEAD	520.8			1.24	648.32		

CYANIDATION TEST CONDITIONS AND METALLURGICAL BALANCE

TEST NO: 232-3

SAMPLE: No. 232/COMP/A
Description Spring Gully composite. Samples 595949 - 595954.

Grind p80 microns

PURPOSE: Kinetic test.

TEST CONDITIONS:

Ca(OH)2 addition		(g)	0.9	NaCN addition	(g)	0.6
		(kg/t)	1.7		(kg/t)	1.16
pH	natural		7.2	NaCN residual	(%)	0.033
	initial		10.4		(g)	0.33
	final		9.9	NaCN rem'd in samples	(g)	0.07
				NaCN consumption	(kg/t)	0.38
Wt % solids			34.28			

TEST RESULTS:

SAMPLE NAME		WT. OR VOLUME	SOLUTION SUB/ADD		Au ASSAYS	LEACH TEST Au EXTRACTION		
		g or ml	ml	ml	ppm	units	g/t	%
SAMPLE HEAD					0.60			
SOLUTION	4 hr	995.5	30	30	0.20	199.10	0.38	70.4
	6 hr	995.5	40	40	0.19	195.15	0.38	69.0
	8 hr	995.5	40	40	0.20	212.70	0.41	75.2
	12 hr	995.5	35	35	0.19	210.75	0.41	74.5
	19 hr	995.5	40	40	0.19	217.40	0.42	76.8
	24 hr	995.5			0.17	205.09	0.40	72.5
LEACH RESIDUE		519.2			0.15	77.88		
CALC HEAD		519.2			0.55	282.97		

LAB TEST DATA

Time hours	pH	Ca(OH)2 add'n g	NaCN conc'n %	NaCN add'n g	NaCN removed g	Dissolved Oxygen conc'n ppm	Dissolved Oxygen uptake ppm/min	
	7.2	0.5						
0	10.4			0.5				
1	9.8	0.1						
2	9.9	0.2						
3	10.2							
4	10.2	0.1	0.04	0.1	0.01			
6	10.2		0.04		0.02	7.5		
8	10.0		0.04		0.02	7.4		
12					0.01			
19	9.9		0.04		0.02	8.0		
21	9.9							
22								
24	9.9		0.033					
Total (g)		0.9		0.60	0.07			

CYANIDATION TEST CONDITIONS AND METALLURGICAL BALANCE

TEST No: 232-04

SAMPLE: No. 232/COMP/A
Description Spring Gully composite. Samples 595949 - 595954.

Grind p80

PURPOSE: Standard duplicate to test 232-03.

TEST CONDITIONS:

Ca(OH)2 addition		(g)	0.9	NaCN addition	(g)	0.60
		(kg/t)	1.8		(kg/t)	1.2
pH	natural		7.2	NaCN residual	(%)	0.04
	initial		10.5		(g)	0.4
	final		9.9	NaCN consumption	(kg/t)	0.3
Wt % solids			34.3			

TEST RESULTS:

SAMPLE NAME		WT. OR VOLUME g or ml	SOLUTION SUB/ADD ml	ml	Au ASSAYS ppm	UNITS	LEACH TEST EXTRACTION g/t	%
SAMPLED HEAD					0.73			
SOLUTION	24 hr	986.6	0	0	0.21	207.18	0.40	70.3
LEACH RESIDUE		514.3			0.17	87.42		
CALC HEAD		514.3			0.57	294.60		

CYANIDATION TEST CONDITIONS AND METALLURGICAL BALANCE

TEST NO: 232-06

SAMPLE: No. 232/BT/O
Description Bell topper oxide

Grind p80 75 microns

PURPOSE: Kinetic test.

TEST CONDITIONS:

Ca(OH)2 addition		(g)	0.7	NaCN addition	(g)	0.635
		(kg/t)	1.7		(kg/t)	1.56
pH	natural		6.3	NaCN residual	(%)	0.045
	initial		10.7		(g)	0.36
	final		9.9	NaCN rem'd in samples	(g)	0.08
				NaCN consumption.	(kg/t)	0.48
Wt % solids			33.71			

TEST RESULTS:

SAMPLE NAME		WT. OR VOLUME	SOLUTION SUB/ADD		Au ASSAYS	LEACH TEST Au EXTRACTION		
		g or ml	ml	ml	ppm	units	g/t	%
SAMPLE HEAD					4.86			
SOLUTION	4 hr	798.1	30	30	1.33	1061.47	2.62	50.9
	6 hr	798.1	40	40	1.56	1284.94	3.17	61.6
	8 hr	798.1	40	40	1.61	1387.24	3.42	66.5
	12 hr	798.1	35	35	1.50	1363.85	3.36	65.4
	19 hr	798.1	40	40	1.76	1623.86	4.00	77.9
	24 hr	798.1			1.63	1590.50	3.92	76.3
LEACH RESIDUE		405.8			1.22	495.08		
CALC HEAD		405.8			5.14	2085.58		

LAB TEST DATA

Time hours	pH	Ca(OH)2 add'n g	NaCN conc'n %	NaCN add'n g	NaCN removed g	Dissolved Oxygen conc'n ppm	Dissolved Oxygen uptake ppm/min	
	6.3	0.6						
0	10.7			0.4				
1	10.2							
2	10.1		0.02		0.0			
3	10.0							
4	9.9	0.1	0.03	0.16	0.01			
6	10.1		0.05		0.02	7.9		
8	10.0		0.05		0.02	7.5		
12					0.02			
19			0.04	0.06	0.02	7.9		
21	9.8							
22	9.9							
24	9.9		0.045			8.0		
Total (g)		0.70		0.64	0.08			

CYANIDATION TEST CONDITIONS AND METALLURGICAL BALANCE

TEST No: 232-07

SAMPLE: No. 232/BT/O
Description Belltopper oxide

Grind p80 75 microns

PURPOSE: Standard duplicate to test 232-06.

TEST CONDITIONS:

Ca(OH)2 addition		(g)	0.7	NaCN addition	(g)	0.64
		(kg/t)	1.7		(kg/t)	1.5
pH	natural		6.3	NaCN residual	(%)	0.04
	initial		10.8		(g)	0.3
	final		9.9	NaCN consumption	(kg/t)	0.7
Wt % solids			34.1			

TEST RESULTS:

SAMPLE NAME		WT. OR VOLUME g or ml	SOLUTION SUB/ADD ml	ml	Au ASSAYS ppm	UNITS	LEACH TEST EXTRACTION g/t	%
SAMPLED HEAD					4.86			
SOLUTION	24 hr	798.5	0	0	1.95	1557.00	3.78	70.0
LEACH RESIDUE		412.4			1.62	668.09		
CALC HEAD		412.4			5.40	2225.09		

APPENDIX 3

KINETIC RESULTS

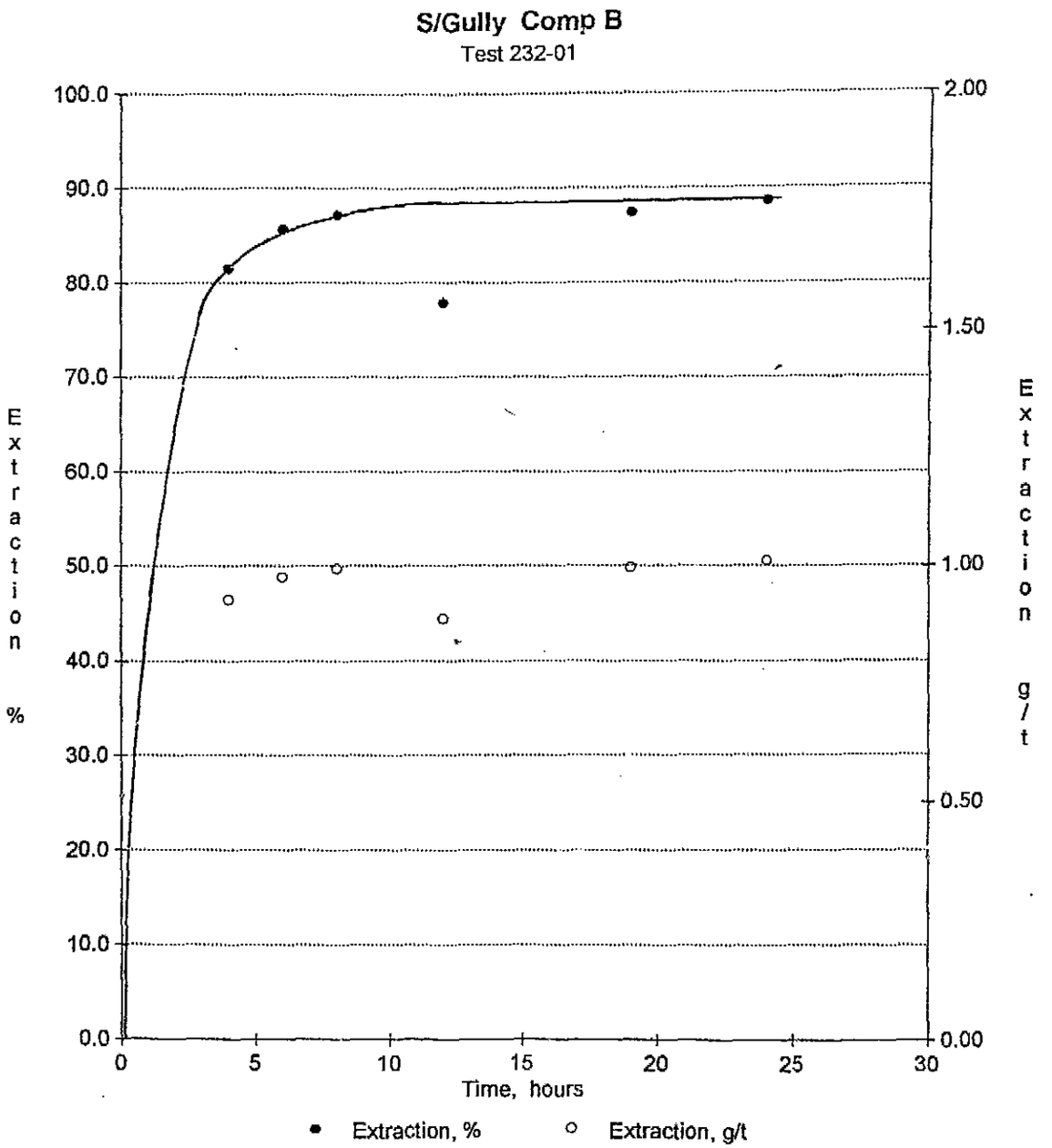
S/Gully Comp B
Test 232-01
100.0
90.0
80.0
70.0
60.0
50.0
40.0
30.0
20.0
10.0
0.0
Extraction %
2.00
1.50
1.00
0.50
0.00
Extraction g/t
0
5
10
15
20
25
30
Time, hours
Extraction, %
Extraction, g/t

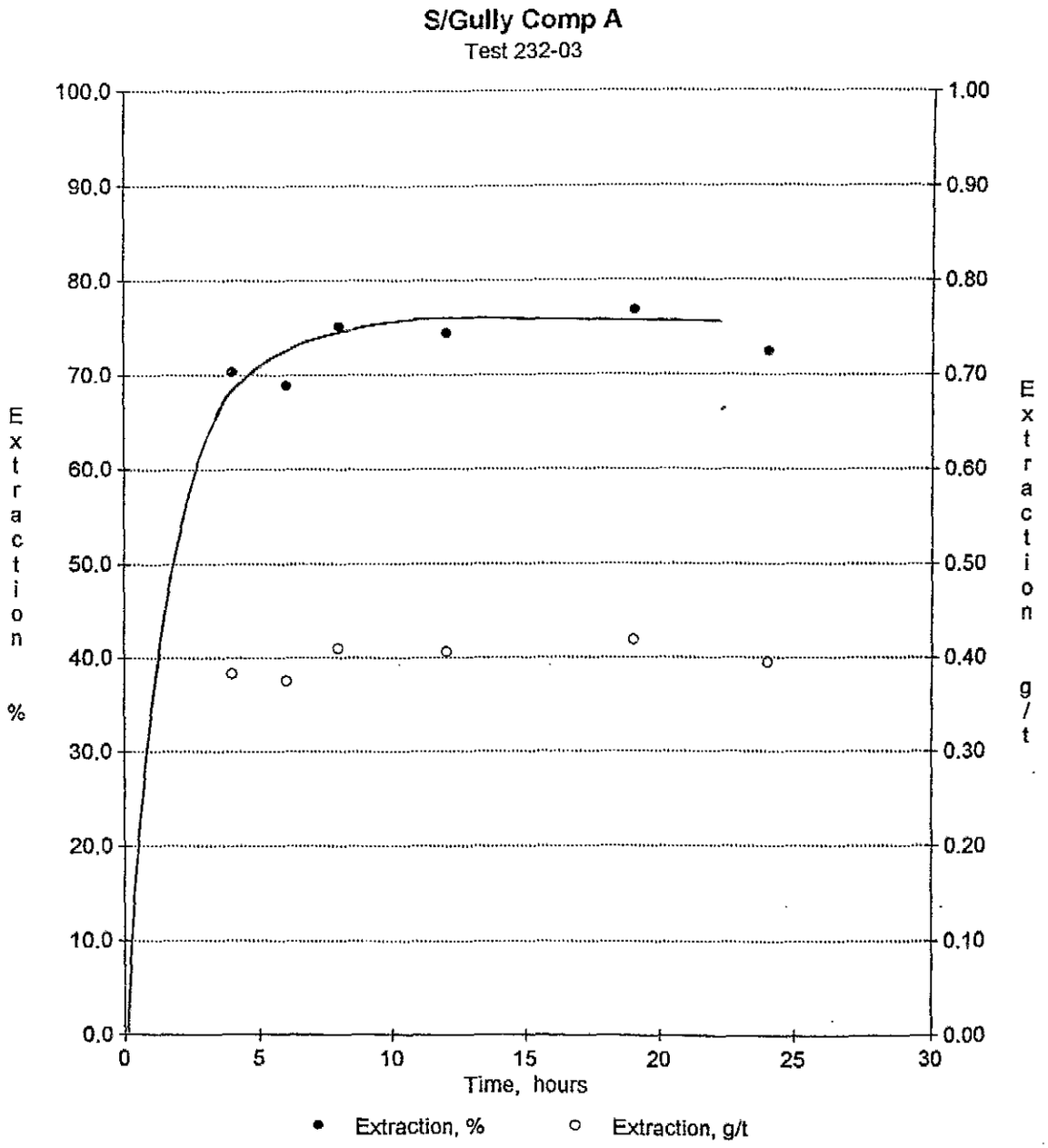
S/Gully Comp A
Test 232-03
100.0
90.0
80.0
70.0
60.0
50.0
40.0
30.0
20.0
10.0
0.0
Extraction %
1.00
0.90
0.80
0.70
0.60
0.50
0.40
0.30
0.20
0.10
0.00
Extraction g/t
0
5
10
15
20
25
30
Time, hours
Extraction, %
Extraction, g/t

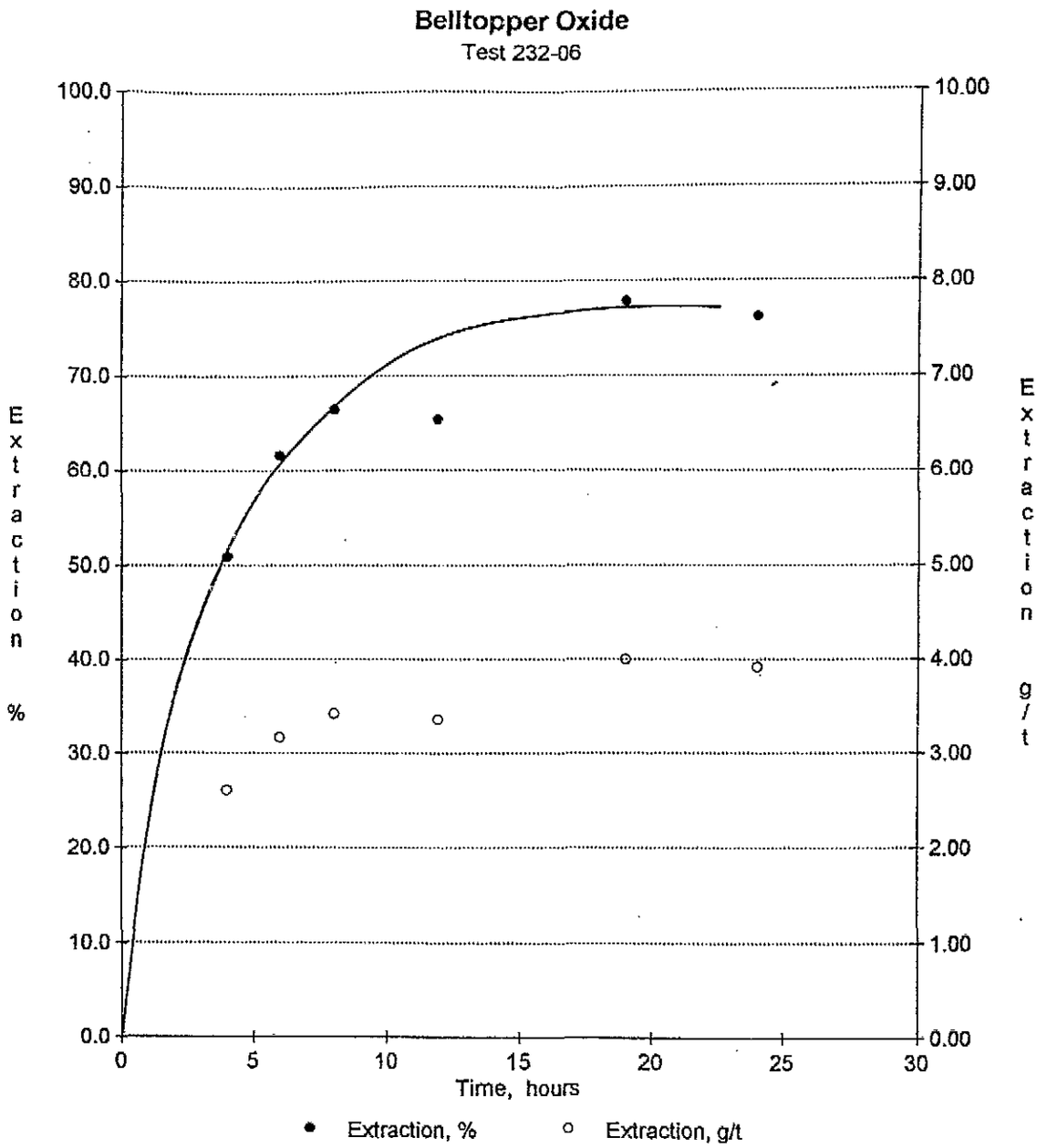
Belltopper Oxide
Test 232-06
100.0
90.0
80.0
70.0
60.0
50.0
40.0
30.0
20.0
10.0
0.0
Extraction %
10.00
9.00
8.00
7.00
6.00
5.00
4.00
3.00
2.00
1.00
0.00
Extraction g/t
0
5
10
15
20
25
30
Time, hours
Extraction, %
Extraction, g/t

APPENDIX II

METALLURGY INTERNATIONAL REPORT

BELLTOPPER OXIDE ORE

EFFECTS OF GRIND SIZE ON CYANIDATION

GEDIS REF-D
21269
EL 3380
Apr/94

Metallurgy International Pty. Ltd.

CONSOLIDATED VICTORIAN MINES NL

BELLTOPPER OXIDE ORE

EFFECT OF GRIND SIZE ON CYANIDATION

April 1994

Metallurgical & Mineral Processing Consultants

CVM No# 12.

Metallurgy International Pty. Ltd.
A.C.N. 007 166 136

26 Doveton Street
Castlemaine, Vic., 3450
Australia.

Tel 054 72 3888
Fax 054 72 4501

BELLTOPPER OXIDE ORE

EFFECT OF GRIND SIZE ON CYANIDATION

SYNOPSIS

Leaching test results on Belltopper oxide ore samples are reported.

Preliminary cyanidation tests indicate that gold extraction is enhanced by fine grinding. Recovery increased from 66% at a 75 micron grind to 75% at 53 microns. Further grinding to 40 microns increased recovery marginally to 77%.

Residue assays remain relatively high at 1.12 to 1.67 g/t.

Recommendations for further testwork are also presented.

Peter D Gray
Metallurgist

29 April 1994

1. INTRODUCTION

Preliminary metallurgical assessment of the Belltopper oxide material for Consolidated Victorian Mines (M.I. report, March 1994)[1] showed gold extractions of 70-76% were possible by standard cyanidation at a grind size of 80% passing 75 microns. Kinetic results indicated this could be achieved in 19 hours.

Following on from the previous testwork additional tests were conducted to test the influence of grind size on leach response.

2. PROCEDURE

Samples of the Belltopper composite were ground in a laboratory mill to establish a grind time/particle size relationship. Using this, grind times were chosen to produce test samples with 80% passing size of 75, 53 and 40 microns.

Cyanide leach tests were conducted on 400g portions of each ground sample. The standard 24 hour bottle tests were conducted, initially using 800ml of 0.1% cyanide solution at pH around 10.5 (adjusted with hydrated lime). The pH level, cyanide concentration and dissolved oxygen concentration were monitored during the tests and further staged additions of NaCN were made, as required, to maintain adequate levels.

Solution samples were taken for assay at 19 hours to confirm the leach kinetics indicated in previous testwork.

3. RESULTS

Leach test conditions and results are included in Appendix 1.

Test conditions and results from past testwork, as shown in M.I.'s previous report, are also included for comparison purposes in Appendix 2.

---

[1] Spring Gully Tailings and Belltopper Oxide Ore - Preliminary Metallurgical Assessment, Metallurgy International Pty Ltd., March 1994.

4. DISCUSSION

The calculated head grades ranged form 4.9 to 5.4 g/t averaging 5.1 g/tAu. This compares to an assayed head of 5.4 g/t Au.

Anticipated head grade from the past work was around 4.9 g/t Au.

Leach extraction at the 75 micron grind based on solution and residue was 66% (3.3 g/t).

This is 4-10% less than achieved in the past tests . However the residue grade is similar to the standard test (232-07) without kinetic sampling (1.67 g/t cf. 1.62 g/t).

The apparent difference in recovery may be due to experimental variation.

Tests at 40 and 53 micron grind size indicate there is a downward trend in residue grade with decreasing grind size. The improvement in recovery is less significant between 53 and 40 microns.

Test No.	Grind P^{80}	Calc. Head	Residue	Extraction g/t	%
240- 04	75	4.97	1.67	3.30	66
05	53	5.41	1.35	4.06	75
06	40	4.97	1.12	3.85	77
232- 06	75	5.14	1.22	3.92	76
07	75	5.40	1.62	3.78	70

Kinetic solution samples taken during the test indicate that for the 75 micron grind leaching is essentially complete after 19 hours. This is not the case for the finer grinds, with extraction significantly increasing between 19 and 24 hours. It may be that extraction is not complete even after 24 hours and that longer leach times are necessary.

5. CONCLUSION

Results obtained in this series of cyanidation tests indicate that fine grinding enhances gold extraction.

However, the grind sizes tested are approaching the lower limits of practical grinding in a plant and it is unlikely that grinding to 40 microns rather than 53 microns would be justified for a relatively small increase in recovery.

Leach kinetics are such that maximum recovery at a 75 micron grind is achieved in 19 hours but leach times of at least 24 hours are required for finer grinds.

It should be noted that the tests conducted were "one off" sighter tests at each grind and further testwork would be needed to confirm these observations.

Regardless of the grind size, under standard leach conditions, gold recovery was less than 80% and while both oxygen and residual cyanide levels appear adequate, it may be that increased cyanide or oxygen levels are required to improve recovery.

Residue assays remain relatively high at 1.12 to 1.62 g/t. As indicated in the previous report mineralogical examination may help to identify the occurrence of the gold and assist in achieving consistently lower residue grades.

It is recommended that:

- a limited amount of testwork be conducted to establish the effect of increased cyanide and oxygen levels on cyanidation,
- mineralogy be conducted to identify the mode of gold occurrence.

CYANIDATION TEST CONDITIONS AND METALLURGICAL BALANCE

TEST NO: 240-04

SAMPLE: No. Belltopper oxide.
Description 30 min grind on 6 mm crush.

Grind p80 75 micron.

PURPOSE: Confirmation of previous test work on 75 micron grind.

TEST CONDITIONS:

Ca(OH)2 addition		(g)	0.6	NaCN addition	(g)	0.48
		(kg/t)	1.5		(kg/t)	1.20
pH	natural		6.2	NaCN residual	(%)	0.045
	initial		10.9		(g)	0.36
	final		10.0	NaCN consumption	(kg/t)	0.31
Wt % solids			33.5			

TEST RESULTS:

SAMPLE NAME		WT. OR VOLUME	SOLUTION SUB/ADD		Au ASSAYS	LEACH TEST Au EXTRACTION		
		g or ml	ml	ml	ppm	units	g/t	%
SAMPLE HEAD					5.40			
SOLUTION	19 hr	799.3	30	30	1.62	1294.80	3.24	65.1
	24 hr	794.8			1.60	1320.34	3.30	66.4
LEACH RESIDUE		400.1			1.67	668.20		
CALC HEAD		400.1			4.97	1988.54		

LAB TEST DATA

Time hours	pH	Lime add'n g	NaCN conc'n %	NaCN add'n g	Protective Alkalinity %CaO	Dissolved Oxygen conc'n ppm	Dissolved Oxygen uptake ppm/min
	6.2	0.5					
0.0	10.9			0.40			
2.0	10.2		0.045			7.81	
3.0	10.0	0.1	0.040	0.08		7.72	
19.0	10.3		0.050			6.91	
24.0	10.0		0.045			6.98	
Total Additions (g)		0.6		0.48	0.00		

CYANIDATION TEST CONDITIONS AND METALLURGICAL BALANCE

TEST NO: 240-05

SAMPLE: No. Belltopper oxide.
Description 40 min grind on 6 mm crush.

Grind p80 53 micron.

PURPOSE: Test cyanidation response on finer grind.

TEST CONDITIONS:

Ca(OH)2 addition		(g)	0.57	NaCN addition	(g)	0.52
		(kg/t)	1.4		(kg/t)	1.30
pH	natural		6.8	NaCN residual	(%)	0.043
	initial		10.4		(g)	0.34
	final		10.0	NaCN consumption	(kg/t)	0.44
Wt % solids			33.4			

TEST RESULTS:

SAMPLE NAME		WT. OR VOLUME g or ml	SOLUTION SUB/ADD ml	ml	Au ASSAYS ppm	LEACH TEST Au EXTRACTION units	g/t	%
SAMPLE HEAD					5.40			
SOLUTION	19 hr	799.7	30	30	1.90	1519.41	3.79	70.0
	24 hr	798.1			1.97	1629.24	4.06	75.1
LEACH RESIDUE		400.9			1.35	541.26		
CALC HEAD		400.9			5.41	2170.49		

Residue Assays 1.28 & 1.41 g/t Average 1.35 g/t

LAB TEST DATA

Time hours	pH	Lime add'n g	NaCN conc'n %	NaCN add'n g	Protective Alkalinity %CaO	Dissolved Oxygen conc'n ppm	Dissolved Oxygen uptake ppm/min
	6.8	0.45					
0.0	10.4			0.40			
2.0	9.9	0.02	0.035	0.12		7.56	
3.0	10.0	0.10	0.050			7.60	
19.0	10.2		0.040			6.71	
24.0	10.0		0.043			6.80	
Total Additions (g)		0.57		0.52	0.00		

CYANIDATION TEST CONDITIONS AND METALLURGICAL BALANCE

TEST NO: 240-07

SAMPLE: No. Belltopper oxide.
Description 60 min grind on 6 mm crush.

Grind p80 40 micron.

PURPOSE: Test cyanidation response on finer grind.

TEST CONDITIONS:

Ca(OH)2 addition		(g)	0.55	NaCN addition	(g)	0.68
		(kg/t)	1.4		(kg/t)	1.70
pH	natural		7.2	NaCN residual	(%)	0.045
	initial		10.3		(g)	0.36
	final		9.9	NaCN consumption	(kg/t)	0.80
Wt % solids			33.2			

TEST RESULTS:

SAMPLE NAME		WT. OR VOLUME	SOLUTION SUB/ADD		Au ASSAYS	LEACH TEST Au EXTRACTION		
		g or ml	ml	ml	ppm	units	g/t	%
SAMPLE HEAD					5.40			
SOLUTION	19 hr	800.8	30	30	1.75	1401.45	3.51	70.7
	24 hr	802.0			1.85	1536.18	3.85	77.4
LEACH RESIDUE		399.4			1.12	447.32		
CALC HEAD		399.4			4.97	1983.50		

LAB TEST DATA

Time hours	pH	Lime add'n g	NaCN conc'n %	NaCN add'n g	Protective Alkalinity %CaO	Dissolved Oxygen conc'n ppm	Dissolved Oxygen uptake ppm/min
	7.2	0.45					
0.0	10.3			0.40			
2.0	9.9	0.10	0.025	0.20		7.76	
3.0	10.4					8.08	
19.0	10.2		0.040	0.08		7.01	
24.0	9.9		0.045			8.21	
Total Additions (g)		0.55		0.68	0.00		

CYANIDATION TEST CONDITIONS AND METALLURGICAL BALANCE

TEST NO: 232-06

SAMPLE: No. 232/BT/O
Description Bell topper oxide

Grind p80 75 microns

PURPOSE: Kinetic test.

TEST CONDITIONS:

Ca(OH)2 addition		(g)	0.7	NaCN addition	(g)	0.635
		(kg/t)	1.7		(kg/t)	1.56
pH	natural		6.3	NaCN residual	(%)	0.045
	initial		10.7		(g)	0.36
	final		9.9	NaCN rem'd in samples	(g)	0.08
				NaCN consumption	(kg/t)	0.48
Wt % solids			33.71			

TEST RESULTS:

SAMPLE NAME		WT. OR VOLUME	SOLUTION SUB/ADD		Au ASSAYS	LEACH TEST Au EXTRACTION		
		g or ml	ml	ml	ppm	units	g/t	%
SAMPLE HEAD					4.86			
SOLUTION	4 hr	798.1	30	30	1.33	1061.47	2.62	50.9
	6 hr	798.1	40	40	1.56	1284.94	3.17	61.6
	8 hr	798.1	40	40	1.61	1387.24	3.42	66.5
	12 hr	798.1	35	35	1.50	1363.85	3.36	65.4
	19 hr	798.1	40	40	1.76	1623.86	4.00	77.9
	24 hr	798.1			1.63	1590.50	3.92	76.3
LEACH RESIDUE		405.8			1.22	495.08		
CALC HEAD		405.8			5.14	2085.58		

LAB TEST DATA

Time hours	pH	Ca(OH)2 add'n g	NaCN conc'n %	NaCN add'n g	NaCN removed g	Dissolved Oxygen conc'n ppm	Dissolved Oxygen uptake ppm/min	
	6.3	0.6						
0	10.7			0.4				
1	10.2							
2	10.1		0.02		0.0			
3	10.0							
4	9.9	0.1	0.03	0.16	0.01			
6	10.1		0.05		0.02	7.9		
8	10.0		0.05		0.02	7.5		
12					0.02			
19			0.04	0.08	0.02	7.9		
21	9.8							
22	9.9							
24	9.9		0.045			8.0		
Total (g)		0.70		0.64	0.08			

CYANIDATION TEST CONDITIONS AND METALLURGICAL BALANCE

TEST No: 232-07

SAMPLE: No. 232/BT/O
Description Belitopper oxide

Grind p80 75 microns

PURPOSE: Standard duplicate to test 232-06.

TEST CONDITIONS:

Ca(OH)2 addition		(g)	0.7	NaCN addition	(g)	0.64
		(kg/t)	1.7		(kg/t)	1.5
pH	natural		6.3	NaCN residual	(%)	0.04
	initial		10.8		(g)	0.3
	final		9.9	NaCN consumption	(kg/t)	0.7
Wt % solids			34.1			

TEST RESULTS:

SAMPLE NAME		WT. OR VOLUME g or ml	SOLUTION SUB/ADD ml	ml	Au ASSAYS ppm	UNITS	LEACH TEST EXTRACTION g/t	%
SAMPLED HEAD					4.86			
SOLUTION	24 hr	798.5	0	0	1.95	1557.00	3.78	70.0
LEACH RESIDUE		412.4			1.62	668.09		
CALC HEAD		412.4			5.40	2225.09		

APPENDIX III

LEVEN STAR, BELLTOPPER HILL

RC AND DIAMOND DRILL LOGS

1994

EUREKA GOLD MINES NL

RC HOLE LOG LSRC1			
Project: LEVAN STAR			
Northing:	Easting	RL	Started: 19/8/94
Azimuth: 126	Dip -60°	Depth 87m	Finished: 20/8/94
Driller PAUL HARDY			Logged by: M.WLASENKO / L. HALL

SURVEY DATA Camera type:

Depth	Azimuth	Dip	Depth	Azimuth	Dip

LOG & ASSAYS

Depth from	metres to	Descriptive Log	lithology	rec %	moisture	%qtz	%sulp	Sampling No#	from	to	Assays ppm
0	1	PRE-COLLAR									
1	2	PRE-COLLAR						274000	BLANK.		
2	3	PRE-COLLAR.									
3	4	pg partially weathered m-fg. sst.	sst.	good	dry.			274001	3	7	0·03
4	5	pg partially weathered m-fg sst.	sst.	good	dry.						
5	6	pylw-mauve weathered m-fg sst.	sst	"	"						
6	7	pg-mauve lightly weathered m-fg sst / v minor quartz.	sst	"	"	tr					
7	8	pg-org/lm weathered mg sst / minor qtz.	sst	"	"	tr.		274002	7	9	<0·02
8	9	lt.lm weathered m-fg sst. / 5% qtz	sst.	"	"	5%					
9	10	pg-lt/lm weathered m-fg sst. with abundant qtz.	sst.	"	"	30%		274003	9	10	<0·02
10	11	pg-mauve weathered m-fg sst + 10% quartz	sst	"	"	10%		274004	10	14	<0·02

EUREKA GOLD MINES NL RC Hole 15RC 1 ...cont... Page 2 of 5

LOG & ASSAYS

Depth from	metres to	Descriptive Log	lithology	rec %	moisture	%qtz	%sulp	Sampling No#	from	to	Assays	
11	12	pg + mauve + lt.bn weathered m-cg sst.	sst.	good	dry							
12	13	pg - mauve weathered m-cg sst. + minor Fe staining.	sst	"	"							
13	14	pg + mauve + lt bn weathered m-cg sst. + v.minor qtz.	sst.	"	"	tr.						
14	15	pg - lt bn weathered m-cg sst + Fe staining / minor qtz / minor fractures	sst.	"	"	tr.		274005	14	16	<0.02	
15	16	p.mauve.g - lt.bn weathered mg sst. with up to 10% qtz.	sst.	"	"	≤10%						
16	17	p.mauve.g - lt.bn mg sst / mod - ext. fractured with Fe staining / up to 20% qtz.	sst	"	"	<20%		274006	16	17	<0.02	
17	18	p.mauve.g fg sst + minor qtz.	sst.	"	"	tr.		274007	17	20	<0.02	
18	19	p.mauve.g lightly weathered fg. sst.	sst.	"	"							
								274008	BLANK		<0.02	
19	20	as above	sst	"	"							
20	21	p.mauve.g mg sst. + up to 15% qtz.	sst	"	"	≤15%		274009	20	24	<0.02	
21	22	p.mauve.g m-cg sst / minor fracturing	sst	"	"							
22	23	p.mauve.g - lt.bn mg. sst / partially weathered / minor fracturing	sst.	"	"							
23	24	p.mauve.g m-cg sst, minor Fe staining	sst	"	"							
24	25	p.mauve.g m-fg sst. minor Fe staining	sst	"	"			274010	24	28	<0.02	<0.02
25	26	p.yw.g weathered mg sst. / minor fracturing / v.minor qtz.	sst	"	"	tr.						
26	27	p.mauve.g. - lt.bn lightly weathered mg. sst.	sst.	"	"							

EUREKA GOLD MINES NL RC Hole LSRC1 ....cont...

LOG & ASSAYS

Depth from	metres to	Descriptive Log	lithology	rec %	moisture	%qtz	%sulp	Sampling No#	from	to	Assays	
27	28	p. mauve g. - lt. bn partially weathered mg sst. mod. fracturing + Fe staining.	sst.	good	dry.							
28	29	p. ylw. g lightly weathered fg sl. (slaty cleavage) up to 7% vein qtz	sl.	"	"	7%		274011	28	32	<0.02	
29	30	p. ylw. g lightly weathered fg sl. / minor qtz.	sl.	"	"	dr.						
30	31	v pg - lt. bn lightly weathered fg sl. / 30% Fe stained.	sl	"	"							
31	32	As above	sl.	"	"							
32	33	pg lightly weathered fg sl. / extensively fractured → with Fe stained fracture surfaces.	sl.	"	"			274012	32	36	<0.02	
33	34	pg moderately fractured fg sl., Fe staining on fracture surfaces.	sl.	"	"							
34	35	mostly pg. mod. fractured fg sl. / some minor v. pg m-fg sst. / Fe stained fracture surfaces	sl.	"	"							
35	36	pg mod. fractured fg. sl. / Fe stained on and around fracture surfaces	sl	"	"							
36	37	pg fg sl. → lightly fractured with assoc. Fe staining.	sl	"	"			274013	36	39	<0.02	
37	38	As above.	sl	"	"			274014	STANDARD		3.44	3.67
38	39	pg fg sl. / very lightly fractured + minor Fe staining	sl.	v.good	"			274015	39	43	<0.02	
39	40	g sl. c bedding, v. little oxidant.	sl/sst.	good	"							
40	41	g/gm sl. + org fg sst + large chips of lt. g silt., minor oxid. of cl.	silt.	"	"							
41	42	50% pg-g. silt. + sl. min sst. / sst: org lim. stained & minor purple colour	silt/sst.	"	"							
42	43	lt. g silt + 20% Fe staining, v. little cl.	silt	v.good	"							

EUREKA GOLD MINES NL RC Hole LSRC 1 ...cont...

LOG & ASSAYS												
Depth	metres	Descriptive Log						Sampling			Assays	
from	to		lithology	rec %	moisture	%qtz	%sulp	No#	from	to		
43	44	silt/fg sst violet/purple colour v.min. sl.	silt/ sst.	good	dry.			274016	43	47	0.61	0.76
44	45	pg purple/bn silt., v.little FeO staining, 1% g sl. / stretching/slickensides ± to bedding in silt/fg sst.	silt.	"	"							
45	46	v.pale purple + grey silt, FeO along cl. & bed planes.	silt	"	"							
46	47	50% silt = lg 50%, v.fg sst = org colour.	silt/sst	"	"							
47	48	pale g/bn silt, oxidant along cl & bed. planes.	silt.	"	2%			274017	47	51	0.18	
48	49	large chips of well indurated silt, lt g/ tan bn., mcg. joints	silt.	"	dry							
49	50	lg. grey/gn silt no cl./bed, silicified minor Fe oxide	silt	"	"							
50	51	silicified silt, pale light gn, min. violet staining	silt	"	"							
51	52	lt. grey fg-mg sst. poor cl. v.v.little oxid'n	sst	"	"			274018	51	55	<0.02	
52	53	g fg-mg sst, rare white? carb. along Jnt/ bedding plane. indurated.	sst.	"	"							
53	54	lt. grey-grey fg sst. Hint of v.small 50mm qtz veins, v.min. purplish stain.	sst.	"	"	tr.						
54	55	40% lt. grey, 60% grey/purplish mg fg sst.	sst.	"	"							
55	56	purplish-blue mg sst. well indurated - large chips 1-2cm.	sst	"	"			274019	55	57	<0.02	
56	57	mg sst. purplish - where oxidised - lt.g qtz veining i FeOx.	sst	g-vg	"	5%						
57	58	mg sst. purplish, small qtz vein chips no bedding/cl.	sst.	g	"	2%		274020	57	59	0.12	0.14
58	59	95% mg purp-blue/sst i weak cl. 5% cg-mg purplish sst.	sst.	"	"							

EUREKA GOLD MINES NL RC Hole LSRC1 ...cont... Page 5 of 6

LOG & ASSAYS												
Depth	metres	Descriptive Log						Sampling			Assays	
from	to		lithology	rec %	moisture	%qtz	%sulp	No#	from	to		
59	60	As above	~~sst~~	vg	dry			274021	59	63	<0.02	
60	61	mg sst, grey, very weak cl.	sst	g	"							
61	62	80% mg-fg sst, 19% lt.g fg sst/silt, 1% lim. stained whitish fg sst/silt.	sst.	"	"							
62	63	lt. pale g/gn & lt. purple mg-cg sst / min. silicification	sst	"	"	tr.						
63	64	95% mg. purp-grey sst, 5% pale white grey mg sst, tr. qtz.	sst	vg-g	"	tr.		274022	63	65	<0.02	
64	65	60% mg. purp-grey sst., 40% pale white grey mg-fg sst.	sst.	good	"							
65	66	lt.g → purplish mg-cg sst (large chips 1-2cm)	sst.	"	"			274023	65	67	<0.02	
66	67	as above but slight >1% of lighter coloured chips.	sst.	"	"							
67	68	mg-fg v.pale gy-white sst., 2% lim. stained mg-fg sst.	sst.	"	"			274024	67	68	<0.02	
68	69	Heavy FeO stained sst. 9%, + 90% qtz + 1% pg-white sst. mg-fg =? shear!	sst.	"	"	90%		274025	68	69	0.05	
69	70	FeO stained mg sst. + 1% qtz + 1% pale g-white sst.	sst.	"	"	1%		274026	69	70	<0.02	
70	71	pale lt. blue-grey mg-fg sst. 5% FeO staining	sst.	"	"			274027	70	72	<0.02	
71	72	50% FeO, 50% pale white mg-cg qtzose sst.	sst.	"	"	1%						
72	73	light grey-blue mg sst.	sst	"	"			274028	72	75	<0.02	
73	74	As above.	sst	"	"							
74	75	95% purp-grey mg sst., 5% lt. grey (pale) fg sst/silt.	sst	"	"							

EUREKA GOLD MINES NL

RC Hole LSRC1 ...cont...

LOG & ASSAYS

Depth from	metres to	Descriptive Log	lithology	rec %	moisture	%qtz	%sulp	Sampling No#	Sampling from	Sampling to	Assays	
75	76	grey - charcoal mg sst.	sst.	good	dry.			274029	75	78	<0.02	
76	77	pg-white sst, mg. 10% qtz.	sst.	"	"	10%						
77	78	lt.gy-gy mg-cg sst.	sst.	"	"							
78	79	gy mg sst c̄ 1-2% qtz, tr. of py in qtz veinlet	sst.	"	"	1-2%	tr.	274030	78	80	0.12	0.12
79	80	gy mg-cg sst c̄ sulp. ? marcasite/py	sst	"	"		1-2%					
80	81	gy mg quartzose sst. Rare pale lt.grn/lime colour to chips	sst	"	"			274031	80	82	<0.02	
81	82	gy mg quartzose sst.	sst.	"	1-2%							
82	83	gy charcoal mg sst c̄ tr. sulp., 1% sst. pale gy white	sst.	vg	dry			274032	82	84	<0.02	
83	84	gy mg sst. 1 chip c̄ Arsenopy. (see large chip ⇒) tr. of qtz.	sst.	g	"	tr.	tr.					
84	85	gy-charcoal mg sst.	sst	"	"			274033	84	87	<0.02	
85	86	50% gy-char. mg. sst. & 50% pale white-gy sst. whitish sst = slightly softer than darker sst.	sst	"	"							
86	87	mg-fg gy-char. sst., <1% whitish colored sst.	sst	"	"							
87	88											
		EOH = 87m										
88	89											
89	90											
90	91											

EUREKA GOLD MINES NL

RC HOLE LOG LSRC 2			
Project: LEVAN STAR			
Northing:	Easting	RL	Started: 20/8/94
Azimuth: 126	Dip -55	Depth 111m	Finished: 22/8/94
Driller PAUL HARDY			Logged by: C. HALL / C. JARDINE

SURVEY DATA Camera type:

Depth	Azimuth	Dip	Depth	Azimuth	Dip

LOG & ASSAYS

Depth from	metres to	Descriptive Log	lithology	rec %	moisture	%qtz	%sulp	Sampling No#	Sampling from	Sampling to	Assays ppm
0	1	Pre-collar.						274034	BLANK.		<0.02
1	2	Pre-collar.									
2	3	Pre-collar.									
3	4	lt. tan siltst fg sst. min. FeO staining, min'd.	silt/sst	poor	dry			274035	3	7	<0.02
4	5	mg-fg sst red-purplish colour (99%)	sst	v.g	"	tr.					
5	6	fg sst. 50% red-purplish, 50% lt. tan colour, 1-2% qtz.	sst.	"	"	1-2%					
6	7	as above but no qtz.	sst.	"	"						
7	8	85-90% purplish-red mg/fg sst. 0.5-1% qtz	sst	"	"	0.5-1%		274036	7	11	<0.02
8	9	mg. sst. purplish-red, tr. qtz (1-2% ylw sst)	sst	g	"	tr.					
9	10	mg sst red-purplish, 1-2 large chips = grey fg sst, 0.5% qtz.	sst.	"	"	0.5%					
10	11	lt. tan/ylw fg sst.	sst	"	"						

EUREKA GOLD MINES NL RC Hole LSRC 2 cont... Page 2 of 6

LOG & ASSAYS

Depth from	metres to	Descriptive Log	lithology	rec %	moisture	%qtz	%sulp	Sampling No#	Sampling from	Sampling to	Assays	
11	12	well indurated FeO stained fg-mg sst. lm/purplish colour	sst	good	dry			274037	11	15	<0.02	
12	13	mg-fg sst, 40% FeO ← red purplish colour + min lm/tan colored - 50% qtz	sst	"	"	50%						
13	14	mg-fg sst. red-purplish colour	sst	"	"							
14	15	mg-fg sst. lt. tan/yllw + min. purplish colour tr. qtz, white mica in sst.	sst.	"	"	tr.						
15	16	white fg silty sst where fresh, FeO where (w), tr. qtz.	sst.	"	"	tr.		274038	15	19	<0.02	
16	17	fg silty sst. + 20% FeO stained sl., tr. qtz. heavy stained red-lm colour.	sst	"	"	tr.						
17	18	silt-sl. whitish - tan colour.	silt/sl	"	"							
18	19	soft whitish sl. - lt. tan colour.	sl	"	"							
19	20	sl-silt. whitish-lt.tan, tr. of qtz	sl/silt.	"	"	tr.		274039	19	22	<0.02	
20	21	fg sst 70% heavily Fe stained, 10-15% whitish silt 30-35% qtz.	sst.	"	"	35%						
21	22	whitish & purplish colored fg sst. + 10% qtz	sst.	"	"	10%						
22	23	fg-mg sst., tan/lm-red, FeO=70%, 1-5% white sst.	sst.	"	"			274040	22	26	<0.02	
23	24	fg-mg sst. 15% = violet-purple colour, rest = grey/lm - some frags. are silicified.	sst	"	"							
24	25	as above + tr. of qtz & min. silt.	sst	"	"	tr.						
25	26	fg-mg sst. whitish-pale violet colour 1% qtz.	sst	"	"	1%						
26	27	pale tan fg sst. c 5-10% qtz.	sst.	"	"	5-10%		274041	26	28	<0.02	

EUREKA GOLD MINES NL RC Hole 1SRC 2 cont...

LOG & ASSAYS

Depth from	metres to	Descriptive Log	lithology	rec %	moisture	%qtz	%sulp	Sampling No#	Sampling from	Sampling to	Assays	
27	28	fg lt. blue/gy sst (50%), 50% = ltorg colour 2-3% qtz.	sst.	good	dry	2-3%						
28	29	as above 1-2% heavily FeO, 0.5% qtz.	sst	"	"	0.5%		274042	28	30	<0.02	
29	30	as above.	sst.	"	"	1%						
30	31	whitish fg. sst + ½% FeO + <0.5% qtz	sst.	"	"	<0.5%		274043	30	31	<0.02	
31	32	fg sst. lt FeO stained + 40-50% qtz.	sst.	"	"	40-50%		274044	31	32	<0.02	
32	33	fg sst. violet-purp.-red colour, 10% qtz.	sst.	"	"	10%		274045	32	33	<0.02	
33	34	fg sst. 5% violet-purp. colour rest = ylw-org 15-20% qtz.	sst	"	"	15-20%		274046	33	34	<0.02	
34	35	fg sst + 50% qtz sst = purplish colour sst in places - soft? fault, tr. of ox. sulphides	sst.	"	"	50%	tr.	274047	34	35	<0.02	
35	36	fg sst, all different colours white, purp, org. 1-2% qtz.	sst.	"	"	1-2%		274048	35	36	<0.02	
36	37	fg lt. tan/org sst.	sst	"	"			274049	36	38	<0.02	
37	38	fg sst. lt. tan/org. 8-10% qtz.	sst.	"	"	8-10%						
38	39	fissile fg sst. violet-purple colour	sst	"	"			274050	38	41	0.16	0.17
39	40	fg silty sst c̄ spotty violet-purp colour slaty cleavage, FeO oxide	sst	"	"			274051	STANDARD		3.22	3.48
40	41	as above.	sst	"	"							
41	42	fg silty sst. violet-purp colour + qtz c̄ black mnd. Black massive mineral also in sst./ox. sulph.	sst	"	"	10-15%	tr.	274052	41	43	0.12	
42	43	fg sst. 50% org. 50% purplish colour, tr. of black min., 0.5% qtz	sst	"	"	0-5%						

EUREKA GOLD MINES NL RC Hole LSRC 2 cont...

LOG & ASSAYS

Depth from	metres to	Descriptive Log	lithology	rec %	moisture	%qtz	%sulp	Sampling No#	from	to	Assays
43	44	fg redish-purplish sst c̄ tr. ch black mnd no qtz.	sst.	good	dry			274053	43	47	<0.02
44	45	v.fg redish-purplish sst + tr. ch silicified silt.	sst.	"	"						
45	46	lt. tan whitish partially silicified siltstone, min. FeO.	silt.	"	"						
46	47	lt. tan whitish v.fg sst/silt. 1-3% qtz.	sst/silt	"	"	1-3%					
47	48	whitish-purplish silicified quartzose fg sst/silt.	sst/silt	"	"			274054	47	51	<0.02
48	49	whitish silicified siltstone c̄ mica & purple-violet stain	silt.	"	"						
49	50	fg sst. + silicified sst., min. FeO & purplish colours	sst	"	"						
50	51	lt. tan silicified silt + FeO stained fg. sst. + 1-4% qtz.	silt/sst	"	"	1-4%					
51	52	fg sst/silt lt. bn/org colour, 2% FeO, 1% qtz.	sst/silt	"	"	1%		274055	51	54	<0.02
52	53	purplish coloured fg sst. + min. whitish silt. 0.5% qtz, black min. 0.5%	sst	"	"	0.5%					
53	54		sst.	"	"						
54	55	fg sst c̄ pale purple colour, 20% qtz, tr. black min.	sst	"	"	20%		274056	54	57	0.03
55	56	white, pale org. fg sst., tr. ch qtz.	sst.	"	"						
56	57	mg org. sst. c̄ 4-5% qtz.	sst	"	"	4-5%					
57	58	mg org sst. c̄ 4-5% qtz. → mod. indurated due to FeO_2	sst.	"	"	4-5%		274057	57	61	0.05
58	59	mg-fg pale org-white sst, tr. ch qtz.	sst	"	"	tr.					

EUREKA GOLD MINES NL RC Hole LSRC 2 ...cont... Page 5 of 8

LOG & ASSAYS

Depth from	metres to	Descriptive Log	lithology	rec %	moisture	%qtz	%sulp	Sampling No#	from	to	Assays	
59	60	mg-fg sst. 30% heavily purp-violet colours rest = pale white-tan	sst	good	dry							
60	61	whitish fg-mg sst c only tr. of purplish stain	sst	"	"							
61	62	pale purplish fg-mg sst c tr. of qtz.	sst	"	"	tr.		274058	61	63	0.02	
62	63	pale org-tan fg-mg sst. c 4-6% qtz.	sst	"	"	4-6%						
63	64	fg org sst + min. silicified silt, 60% FeO	sst	"	"			274059	63	65	0.08	
64	65	silicified fg sst. & silt (90:10), 1-3% qtz org. colour	sst.	"	"	1-3%						
65	66	lt. tan fg sst. silicified, tr. of qtz.	sst	"	"	tr.		274060	65	67	<0.02	0.02
66	67	" " " " " 5-10% qtz.	sst	"	"	5-10%						
67	68	" " / slightly purplish silicified sst/tr. of qtz	sst	"	"	tr.		274061	67	68	<0.02	
68	69	" " " " " fg-mg sst. + 50-60% qtz.	sst	"	"	50-60%		274062	68	69	<0.02	
69	70	mg-fg FeO stained sst +10%	sst	"	"	10%		274063	69	70	0.05	
70	71	org & lt.g fg FeO, sst.	sst	"	"			274064	70	73	0.14	
71	72	grey mg sst. with tr. of soft white min. ? carbonate	sst	"	"							
72	73	85% lt.g-blue mg sst. c spotty colouration 15% org oxidised mg. sst. (dk grey)	sst	v.g	"							
73	74	blue-grey fg sst. ? small fault 0.5% qtz, spotty effect seen again.	sst.	poor	"	0.5%		274065	73	77	<0.02	
74	75	lt. blue-grey & lt. purplish-blue mg-fg sst. + 1% FeO stained qtz. (qtz vein 6-7mm wide) spotty effect.	sst.	v.g	"	1%						

EUREKA GOLD MINES NL RC Hole LSRC 2 ....cont... Page 6 of 8

LOG & ASSAYS												
Depth	metres	Descriptive Log						Sampling			Assays	
from	to		lithology	rec %	moisture	%qtz	%sulp	No#	from	to		
75	76	lt. blue grey sst.	sst	vg.	dry							
76	77	lt. blue grey, 5% FeO_2 Bn/yhw sst.	sst.	vg	"							
77	78	FeO stain yhw/bn sst. 1 to 1½ mtrs	sst.	"	"			274066	77	78	2.67	3.03
78	79	lt. blue grey, FeO_2 stain on fractures, sst.	sst.	"	"			274067	78	79	0.55	0.58
79	80	lt. blue grey FeO_2 5%, sst.	sst.	"	"			274068	79	83	0.32	0.37
80	81	lt. blue grey, FeO_2 2%, sst.	sst	"	"							
81	82	lt. grey silicified sst.	sst	"	"			274069	STANDARD		3.44	
82	83	lt. grey silicified sst.	sst	"	"							
83	84	lt. grey silicified sst. - black spotty effect.	sst	"	"			274070	83	84	<0.02	
84	85	lt. grey sst. Bucky qtz vein clear/white 25cm	sst	"	"	10%		274071	84	85	0.03	
85	86	lt. grey spotty sst.	sst	"	"			274072	85	89	0.13	
86	87	lt. grey sst.	sst	"	"							
87	88	lt. grey, minor black veining & spots, sst.	sst	"	"							
88	89	lt. grey/white sst.	sst	"	"							
89	90	lt. grey, purple staining 50%, sst.	sst.	"	"			274073	89	93	0.02	
90	91	lt. grey/white sst.	sst	"	"							

EUREKA GOLD MINES NL RC Hole LSRC 2 cont...

LOG & ASSAYS

Depth from	metres to	Descriptive Log	lithology	rec %	moisture	%qtz	%sulp	Sampling No#	from	to	Assays
91	92	lt. grey sst.	sst.	v.g	dry.						
92	93	lt. grey sst.	sst	"	"						
93	94	lt. grey, sst, white qtz 15cm	sst	"	"	5%		274074	93	98	<0.03
94	95	lt. grey sst.	sst	"	"						
95	96	lt. grey sst, minor white qtz.	sst	"	"	1%					
								274073	STANDARD		0.03
96	97	lt. grey Green/ylw sst.	sst.	"	"						
97	98	dark grey/purple sst.	sst.	"	"						
98	99	lt. grey sst, dark spotty effect	sst	"	"			274076	98	102	<0.02
99	100	lt. grey 50%, purple 50% sst. SHEAR? (water)	sst	ok	DAMP						
100	101	lt. grey 50%, purple 50%, sst.	sst.	v.g	dry.						
101	102	lt. grey sst.	sst.	"	"						
102	103	lt. grey sst.	sst.	"	"			274077	102	106	0.1
103	104	lt. grey 50%, whitish 50% sst.	sst.	"	"						
104	105	lt. grey sst.	sst	"	"						
105	106	lt. whitish ylw siliceous sst.	sst	"	"						
106	107	lt. grey sst.	sst.	"	"						

EUREKA GOLD MINES NL

RC Hole LSRC 2 cont...

LOG & ASSAYS

Depth from	metres to	Descriptive Log	lithology	rec %	moisture	%qtz	%sulp	Sampling No#	from	to	Assays	
107	108	lt. grey sst.	sst.	v.g	dry.			274078	106	108	0.02	
108	109	lt.grey/yhw clr/white qtz, pyrite cubes. sst.	sst	"	"	40%	tr.	274079	108	109	0.09	
109	110	lt.grey sst.	sst	"	"			274080	109	111	<0.02	<0.02
110	111	lt.grey sst.	sst	"	"							
111	112	lt.grey sst.	sst	"	"							
112	113	EOH = 111m										
113	114											
114	115											
115	116											
116	117											
117	118											
118	119											
119	120											
120	121											
121	122											
122	123											

EUREKA GOLD MINES NL

RC HOLE LOG LSRC 3			
Project: LEVAN STAR.			
Northing:	Easting	RL	Started: 25/8/94
Azimuth: 126	Dip -55	Depth 111m	Finished: 26/8/94
Driller PAUL HARDY			Logged by: C. JARDINE/D. TURNBULL

SURVEY DATA Camera type:

Depth	Azimuth	Dip	Depth	Azimuth	Dip

LOG & ASSAYS

Depth from	metres to	Descriptive Log	lithology	rec %	moisture	%qtz	%sulp	Sampling No#	Sampling from	Sampling to	Assays ppm
0	1	Pre-collar.						274081	BLANK.		0.02
1	2	Pre-collar.									
2	3	Pre-collar.									
3	4	Red-purple 80%, mg sst.	sst.	v.g	dry.			274082	3	7	0.02
4	5	purple mg sst.	sst.	"	"						
5	6	Tan mg sst.	sst.	"	"						
6	7	Tan/purple mg sst.	sst	"	"						
7	8	purple mg sst.	sst	"	"			274083	7	11	<0.02
8	9	purple mg/fg sst.	sst	"	"						
9	10	as above	sst	"	"						
10	11	purple/lt. grey mg sst.	sst.	"	"						

EUREKA GOLD MINES NL RC Hole LSRC 3 ...cont...

LOG & ASSAYS

Depth from	metres to	Descriptive Log	lithology	rec %	moisture	%qtz	%sulp	Sampling No#	from	to	Assays
11	12	red/lt.grey mg sst.	sst.	vg	dry.			274084	11	15	<0.02
12	13	Red mg sst.	sst.	"	"						
13	14	Brownish red mg sst.	sst.	"							
14	15	Reddish /purple mg sst.	sst.	"	"						
15	16	lt. greenish brown mg sst.	sst	"	"			274085	15	16	<0.02
16	17	lt. greenish brown mg sst. qtz >15mm pieces	sst	"	"	60%		274086	16	17	<0.02
17	18	Red/purple mg sst.	sst.	"	"			274087	17	19	<0.02
18	19	Brown /red mg sst.	sst	"	"						
19	20	Brown red mg sst., white qtz, black min.	sst	"	"	40%	+2%	274088	19	20	<0.02
20	21	yellow brown mg sst, white qtz, black min.	sst	"	"	20%		274089	20	21	<0.02
21	22	lt brown mg sst., white qtz.	sst	"	"	2-3%		274090	21	25	<0.02
22	23	Red/purple mg sst.	sst.	"	"						
23	24	as above.	sst	"	"						
24	25	Purple grey mg sst., qtz.	sst	"	"	5%					
25	26	Purple grey mg sst.	sst	"	"			274091	25	29	<0.2
26	27	Red grey mg sst., spotty effect.	sst.	"	"						

EUREKA GOLD MINES NL RC Hole LSRC 3 cont...

LOG & ASSAYS

Depth from	metres to	Descriptive Log	lithology	rec %	moisture	%qtz	%sulp	Sampling No#	from	to	Assays	
27	28	Brown yellow mg sst.	sst.	v.g	dry.							
28	29	yellow Brown mg sst., Black stain on fractures.	sst.	"	"			274092	29	33	<0.02	
29	30	yellow brown mg sst.	sst	"	"							
30	31	Red brown mg sst.	sst	"	"							
31	32	Grey red mg sst.	sst.	"	"							
32	33	Yellow brown mg sst.	sst.	"	"							
33	34	as above.	sst	"	"			274093	33	37	0.09	
34	35	lt. brown/green mg sst.	sst	"	"							
35	36	lt. brown fg-mg sst.	sst	"	"							
36	37	purple brown mg sst.	sst	"	"							
37	38	as above	sst	"	"			274094	37	41	<0.02	
38	39	as above.	sst	"	"							
39	40	as above	sst	"	"			274095	STANDARD		3.22	3.40
40	41	light green mg sst.	sst.	"	"							
41	42	tan fg-mg sst.	sst	"	"			274096	41	45	<0.02	
42	43	lt. brown mg sst.	sst.	"	"							

EUREKA GOLD MINES NL RC Hole LSRC 3 ....cont... Page 4 of 8

LOG & ASSAYS

Depth from	metres to	Descriptive Log	lithology	rec %	moisture	%qtz	%sulp	Sampling No#	from	to	Assays	
43	44	Brown grey mg sst.	sst.	v.g	dry.							
44	45	Brown fg-mg sst.	sst.	"	"							
45	46	grey mg sst.	sst.	"	"			274097	45	49	<0.02	
46	47	grey yellow mg sst.	sst	"	"							
47	48	grey brown mg sst.	sst.	"	"							
48	49	lt. grey mg. sst.	sst.	"	"							
49	50	Grey mg sst.	sst	"	"			274098	49	53	<0.02	
50	51	Grey mg sst.	sst.	"	"							
51	52	as above	sst	"	"							
52	53	Grey brown (mostly grey with brown layers) mg sst.	sst.	"	"							
53	54	grey mg sst.	sst	"	"			274099	53	56	<0.02	
54	55	as above	sst	"	"							
55	56	Grey / Brown mg sst, spotty effect sheared qtz	sst.	"	"	2%						
56	57	Grey Brown mg sst., smokey qtz, shears	sst	"	"	10%		274100	56	57	0.05	0.06
57	58	grey mg sst.	sst.	"	"			274101	57	61	<0.02	
58	59	as above	sst.	"	"							

EUREKA GOLD MINES NL RC Hole LSRC 3 ....cont...

LOG & ASSAYS

Depth from	metres to	Descriptive Log	lithology	rec %	moisture	%qtz	%sulp	Sampling No#	from	to	Assays	
59	60	Grey mg sst.	sst.	v.g	dry							
60	61	Grey - brown layer mg sst.	sst	"	"							
61	62	Grey mg sst.	sst	"	"			274102	61	62	<0.02	
62	63	Lt. brown mg sst., qtz, shear.	sst.	"	"			274103	62	63	<0.02	
63	64	Green brown fg-mg sst., qtz, shear.	sst.	"	"			274104	63	64	0.15	
64	65	Grey mg sst.	sst.	"	"			274105	64	66	<0.02	
65	66	as above	sst	"	"							
66	67	Tan/grey mg sst., FeO staining + minor limonite coats / qtz / shear.	sst.	"	"	+40%		274106	66	67	<0.02	
67	68	Tan/lt. grey silicified mg sst. FeO on fracture planes + abundant qtz / sheared.	sst.	"	"	+50%		274107	67	68	0.04	
68	69	Grey/tan fg-mg sst., qtz, shear.	sst.	"	"	+5%		274108	68	69	0.20	
69	70	Grey mg sst.	sst.	"	"			274109	69	70	<0.02	
70	71	Grey/brown mg sst., Brown qtz vein 10mm	sst.	"	"	+20%		274110	70	71	<0.02	<0.02
71	72	Grey mg sst.	sst.	"	"			274111	71	74	<0.02	
72	73	as above	sst	"	"							
73	74	as above	sst	"	"							
74	75	Grey/white mg sst. / white qtz, py.	sst.	"	"	40%	tr.	274112	74	75	<0.02	

EUREKA GOLD MINES NL RC Hole LSRC3 cont... Page 6 of 8

LOG & ASSAYS

Depth from	metres to	Descriptive Log	lithology	rec %	moisture	%qtz	%sulp	Sampling No#	from	to	Assays
75	76	Grey/Green mg sst., spotty effect.	sst.	vg	dry			274113	75	79	<0.02
76	77	Grey mg sst.	sst.	"	"						
77	78	as above.	sst	"	"						
78	79	as above	sst	"	"						
79	80	light grey mg sst., spotty, white qtz.	sst.	"	"	-10%		274114	79	83	<0.02
80	81	grey mg sst.	sst	"	"						
81	82	as above.	sst.	"	"						
82	83	as above.	sst	"	"						
83	84	as above	sst	"	"			274115	83	87	0.07
84	85	as above	sst	"	"						
85	86	as above	sst	"	"						
86	87	as above	sst	"	"						
87	88	as above	sst	"	"			274116	87	90	0.04
88	89	as above	sst	"	"						
89	90	as above	sst	"	"						
90	91	Grey/white mg sst. tr. asp + qtz.	sst.	"	"	tr	tr.	274117	90	91	<0.02

EUREKA GOLD MINES NL RC Hole LSRC3 ...cont... Page 7 of 8

LOG & ASSAYS												
Depth	metres	Descriptive Log						Sampling			Assays	
from	to		lithology	rec %	moisture	%qtz	%sulp	No#	from	to		
91	92	Creey mg sst., + sulphides	sst.	v.g	dry		tr.	274118	91	92	0.34	0.38
92	93	as above.	sst	"	"		tr.	274119	92	93	1.94	
								274120	STANDARD.		3.47	3.29
93	94	pg/purp. predom. fg sst., tr. py on fault. (wet as pods in O/N).	sst	poor	wet.		tr.	274121	93	94	<0.02	
94	95	pg sst., py/cream highly siliceous sst. + v.minor sl. (faulted), <1% qtz	sst.	v.g	dry	<1%	<1%	274122	94	97	0.04	
95	96	pg/pgm lt. alt/silicified sst., ≤1% asp in siliceous sst. + tr. py insitu qtz	sst.	v.g	dry	1-2%	tr. py <1% asp					
96	97	pg/green Mod. silica-/chl alt. sst., 3% qtz, <1% py as Joint coats/cubic pieces, <1% asp as rhombs + insitu to silica alt sst.	sst.	"	"	3%	<1%					
97	98	50% p.gm sl (spotted with chl?) 50% pg fg sst. ≈1% asp as 3-4mm flat rhombs + <1% py. assoc. with qtz	sst. sl.	"	"	tr.	1% asp <1% py	274123	97	101	<0.02	
98	99	p.g spotted (laminated) sl./siltstone, tr. fault surfaces	sl.	g	"							
99	100	as above.	sl.	"	"							
100	101	pg fg sst./laminate sl, <1% qtz.	sst/sl	"	"	<1%						
101	102	pg/faint purple sl., tr qtz, v.minor faulting ↓ py assoc. with qtz.	sl	"	"	tr.	tr.	274124	101	105	0.47	0.49
102	103	pg/faint gm fg sst., 2% qtz, v.minor faulting	sst	"	"							
103	104	pg → cream siliceous fg sst., <1% 2mm qtz veinlet, tr. py on Joint surface	sst.	"	"	<1%	tr.					
104	105	cream/faint gm fg sst., minor faulting	sst.	"	"							
105	106	very pg/faint gm fg sst., v.minor fine (0.5mm) black veining/tr. py on fracture surface	sst	"	Dampish		tr.	274125	105	109	0.08	0.05
106	107	spotted p.gm siltstone, 5% qtz + tr. assoc. insitu py, minor fracturing.	sst.	"	dry.	5%	tr.					

EUREKA GOLD MINES NL

RC Hole LSRC 3 ...cont...

LOG & ASSAYS

Depth from	metres to	Descriptive Log	lithology	rec %	moisture	%qtz	%sulp	Sampling No#	Sampling from	Sampling to	Assays	
107	108	60% cream siliceous fg sst. + 40% pg/purple (mod lint.) sst. v.minor fault surfaces.	sst.	good	dry	<1%						
108	109	p.grn siltstone, 3% qtz (milky) + tr. py fragments (fg), minor spotted shale.	silt	"	"	3%	tr.					
109	110	spotted p.grn/g siltstone, <1% qtz shearing faulted contacts.	silt.	"	"	<1%		274126	109	111	<0.02	
110	111	p.grn/creamy siliceous fg sst., tr. faulting, tr. py as <1mm veinlet + fracture coat + tr. qtz	sst.	"	"	tr	tr.					
111	112											
		EOH = 111m										
112	113											
113	114											
114	115											
115	116											
116	117											
117	118											
118	119											
119	120											
120	121											
121	122											
122	123											

EUREKA GOLD MINES NL

RC HOLE LOG LSRC 4			
Project: LEVAN STAR.			
Northing:	Easting	RL	Started: 26/8/94
Azimuth: 126	Dip -55	Depth 110 m	Finished: 27/8/94
Driller PAUL HARDY			Logged by: D. TURNBULL

SURVEY DATA Camera type:

Depth	Azimuth	Dip	Depth	Azimuth	Dip

LOG & ASSAYS

Depth from	metres to	Descriptive Log	lithology	rec %	moisture	%qtz	%sulp	Sampling No#	from	to	Assays ppm
0	1	Pre-collar.									
								274127	BLANK.		<0.02
1	2	Pre-collar.									
2	3	Pre-collar.									
3	4	weath pln/purple spotted sltstn	silt	good	Damp			274128	3	7	<0.02
4	5	dull purple/red weath sltstn. + v.minor whitish sl.	silt.	"	"						
5	6	50/50 pln/p.purp weath. silt.	silt.	"	"						
6	7	weath p.purp/lt-ln slt. ≈1% bucky/x-stalline qtz	silt.	"	"	1%					
7	8	Dull red/ln EW micaceous fg. sst., tr. qtz	sst.	"	"	tr.		274129	7	11	<0.02
8	9	Dull red/E soft fg sst. + a number of weath fault surfaces (? weath chl. coatings)?	sst	"	"						
9	10	Dull /Earthy red soft EW v.fg sst.	sst.	Med	"						
10	11	Pk as above with a number of stg. weath ?fault surfaces of whitish/org bleached zones, tr. qtz	sst.	G	"	tr.					

EUREKA GOLD MINES NL RC Hole LSRC4 ...cont...

LOG & ASSAYS												
Depth	metres	Descriptive Log						Sampling			Assays	
from	to		lithology	rec %	moisture	%qtz	%sulp	No#	from	to		
11	12	p.ln/dull red weath slt, tr. Fe stained qtz, tr. faulting.	silt	G	Damp	tr.		274130	11	15	<0.02	
12	13	50:50 dull weath red slst: pln/whitish sl(weath) tr. qtz.	silt/sl.	"	"	tr.						
13	14	Predom. weath. dull red sltst / laminated sl.	silt/sl	"	"							
14	15	As above	silt/sl	"	"							
15	16	tan weath. sl., 15% qtz.	sl	Med	dry	15%		274131	15	18	<0.02	
16	17	tan weath laminated (in part) sl.	sl.	G	"							
17	18	tan weath. hlo ⇒ ln/red Fe staining + oxide coats.	hlo.	"	"							
18	19	(Partly void). creamy quartzose sst (fg) umbered oxide coats, v.minor faulting ≃4-5% Fe stained qtz.	sst.	Poor/med	"	4-5%		274132	18	19	0.02	
19	20	(Part voids) Predom. pgrn/quartzose fg sst, rest pln weath sst, v.minor oxide coats <<1% qtz	sst.	"	"	≪1%		274133	19	23	<0.02	
20	21	pln ⇒ tan weath fg sst./sl + 20% quartzose fg sst. /5-8% qtz (minor Fe staining) partly faulted.	sst/sl	"	"	5-8%						
21	22	60% dull red weath fg sst. + rest = creamy fg quartzose sst.	sst.	Poor	"							
22	23	tan weath v.fg sst., tr. qtz v.minor oxide coats	sst.	G	"	tr.						
23	24	dull red/ln weath. fg sst.	sst.	"	"			274134	23	27	0.06	
24	25	dull ln weath fg sst.	sst	"	"							
25	26	p.ln/tan as above + laminated sl.	sst/sl	"	"							
26	27	weath. dull red/purp. ⇒ p.ln sltst. with tr. qtz.	sst	"	"							

EUREKA GOLD MINES NL RC Hole LSRC 4 cont... Page 3 of 8

LOG & ASSAYS

Depth from	metres to	Descriptive Log	lithology	rec %	moisture	%qtz	%sulp	Sampling No#	from	to	Assays
27	28	Predom dull red / bn fg sst tr quartzose sst	sst	G	Dry			274135	27	31	<0.02
28	29	mottled weathered pale mauve fg sst + pale bn/white silt 10% quartzose fg sst + tr of qtz.	sst/silt	G	"	Tr					
29	30	pale bn fg sst minor oxide coats ≤ 20% qtz some xtals.	sst/qtz	G	"	20					
30	31	pale bn weathered fg sst 3-4% qtz some oxide coats minor fg quartzose sst.	sst	G	"	3-4					
31	32	As above 1-2% qtz	sst	G	"	1-2					
32	33	Massive weathered silt minor oxide coats 4% qtz.	silt	G	"	4		274136	31	35	<0.02
33	34	dull red laminated shale	sh	Med	Damp.						
34	35	massive weathered fg sst minor oxide coats.		G	Dry						
35	36	massive/pale brown fg sst + pale bwn shale minor oxide coats + 2% qtz.	sst/sh.	G	"	2					
36	37	pale bwn-mauve fg-mg sst + cream quartzose sst 8% qtz with minor oxidation.	sst	G	"	8		274137	35	39	<0.02
37	38	Predom. dull bwn vfg sst v.minor oxide coats <1% qtz.	sst	G	"	<1					
38	39	dull bwn laminated vfg sst v.minor faulting as orange/bwn weathered surfaces.	sst	G	"						
39	40	spotted pale mauve/cream weathered silt	silt	G	"						
40	41	dull bwn partly spotted weathered silt tr oxide	silt.	VG	"			274138	39	43	<0.02
41	42	dull mauve/brown spotted silt.	silt	G	"						
42	43	60:40 v pale bwn (W) sh : mauve (W) silt 3% qtz with minor oxide patches.	sh/silt	G	"						

EUREKA GOLD MINES NL RC Hole 1SRC4 ....cont... Page 4 of 8

LOG & ASSAYS

Depth from	metres to	Descriptive Log	lithology	rec %	moisture	%qtz	%sulp	Sampling No#	from	to	Assays	
43	44	pale mauve/lt brn (W) silt, 2-3% qtz c̄ minor oxide	silt	G	DRY	2-3		247139	STO		3.58	3.10
44	45	Tan → v.pale brn (W) sl c̄ a number of oxide coats <1% qtz.	sl	G	"	<1%		247140	43	47	0.02	0.02
45	46	dull mauve (W) spotted sl, v. minor oxide coats	sl	G	"							
46	47	dull brn → mauve (W) fg sst + minor silt v. minor oxides	sst.	G	"							
47	48	Faulted qtz – very pale brn/cream sl + pug + ≐ 90% qtz	f/qtz	G	"	90		274141	47	48	0.14	
48	49	Mauve (W) silt <1% qtz	silt	G	"	<1						
49	50	Predom. creamy silt v. minor oxides.	silt	G	"			274142	48	52.	0.10	
50	51	v.pale brn (W) silt minor oxide coats.	silt.	G	"							
51	52	As above	silt	G	"							
52	53	v.pale brn/cream (W) silt minor oxide veining	silt	G	"							
53	54	v.pale brn/cream silt c̄ minor oxide coats	silt	G	"			274143	52	56	0.22	
54	55	pale tan/brn (W) silt – Tr of oxide	silt.	G	"							
55	56	As above.	Silt	G	"							
56	57	pale green silt, slightly (W) v minor oxide coats. WATER TABLE	silt	G	"							
57	58	as above	silt.	G	"			274144	56	60.	<0.02	
58	59	as above c̄ minor laminations.		G	"							

EUREKA GOLD MINES NL RC Hole LSRC 4 ...cont... Page 5 of 8

LOG & ASSAYS

Depth from	metres to	Descriptive Log	lithology	rec %	moisture	%qtz	%sulp	Sampling No#	from	to	Assays	
59	60	silt, as above c minor whitish laminations	silt	G	DRY							
60	61	Predominantly spotted (w) pale grey silt	silt	G	"							
61	62	lt (w) pale gray / faint grn. silt c minor (w) fracture surfaces	silt	G	"			274145	60	64	<0.02	
62	63	As above, but with tr of creamy sl laminations	silt/sl.	G	"							
63	64	v/lt (w) laminated pale grey silt Tr of Fe st^{n}	silt	G	DAMP							
64	65	As above c whitish laminations	silt	G	"							
65	66	laminated silt as above Tr Fe staining.	"	G	"			274146	64	68	0.03	
66	67	As above 10% v pale bun/creamy sl + 1% qtz with Fe staining	"	G	"	1						
67	68	50:50 pale grey as above + 50% pale bun sl v. minor oxides.	silt/sl	G	DRY							
68	69	Predom. pale bun weathered spotted silt/sl. + v/fg sst some Fe st^{n}	silt/sl	G	"							
69	70	(w) pale bun - creamy sl with minor oxide veinlets/inclusions & minor oxide coats.	sl	G	DAMP			274147	68	72	0.86	0.83
70	71	pale grey spotted silt minor white laminations Tr oxide. Some polished fault surfaces.	silt	G	DRY							
71	72	pale grey laminated & spotted silt <1% qtz veinlet c Tr Fe st^{n}	silt	G	"							
72	73	v. pale grey siliceous intc laminated silt - v/fg sst c small dk spots <1mm.	silt/sst	G	"							
73	74	v pale gry (w) v.fg sst + 1-2% dull bmn oxide rich fg sst	sst	G	"			274148	72	76	<0.02	
74	75	As above c dull bun (w) coats/halos on #'s (1%)		G	"							

EUREKA GOLD MINES NL RC Hole 1SRC4 ....cont... Page 6 of 8

LOG & ASSAYS												
Depth from	metres to	Descriptive Log	lithology	rec %	moisture	%qtz	%sulp	Sampling No#	from	to	Assays	
75	76	As above massive c <1% Fe stained qtz		G	Dry	<1						
76	77	V pale grey vfg sst, some (W), Fe stⁿ fractures.	sst	G	"							
77	78	Spotted siltstone v pale grey/faint green.	siltst	G	"			274149	76	80	<0.02	
78	79	Spotted & laminated pale grey/faint green siltstone	silt	G	"							
79	80	As above	silt	G	"			274150	STD		3.16	3.08
80	81	As above c white laminations	silt	G	"							
81	82	Pale grey/faint green fg sst 1-2% dissem. xtalline arp as <1mm xtals, <1% qtz	sst	med	wet	<1	1-2 arp	274151	80	84	0.16	0.20
82	83	Pale grey sst (fg) c 1% dissem <1mm fg pyrite v. shiny faulted surfaces.		G	Dry							
83	84	pale grey/faint green silicified fg sst <<1% py on # surface minor fault surfaces mm sl v. min py veinlets	sst	G	"	Tr.	<1%					
84	85	Mod silicified v pale gry → qtz fg sst, tr qtz upto 10mm & intense silica-py veining & upto 1-2% diss 1mm py cloth	sst	G	"	Tr	1-2	274152	84	85.	3.13	
85	86	p gy fg sst (laminated in places c whitish silt) <1% py coated surfaces. minor fault planes	sst	G	"							
86	87	p gy fg sst as above c 2-3% milky white qtz <1% pyrite	sst.	G	"	2-3	<1%	274153	85	89.	0.08	
87	88	fg p.gy sst as above c upto 2mm fg pyritic band <1% py (total.)	sst.	med/G	"		<1					
88	89	20% siliceous fg sst c 5% py 80% fg pale gy sst	sst	G	"		5					
89	90	fg-mg quartzose sst pale grey massive	sst	G	"							
90	91	p gy fg quartzose sst 5% milky white qtz (upto 10mm) trace of pyrite.	sst	G	"	5	Tr.	274154	89	93.	<0.02	

EUREKA GOLD MINES NL RC Hole 4SRC4 cont... Page 7 of 8

LOG & ASSAYS

Depth from	metres to	Descriptive Log	lithology	rec %	moisture	%qtz	%sulp	Sampling No#	Sampling from	Sampling to	Assays
91	92	weakly silicified v p gy/cream fg sst some faulted surfaces surfaces coated in white clay Tr qtz	sst	G	DRY	Tr.					
92	93	Speckled fg sst c̄ qtz in a v p gy matrix minor faulted surfaces c̄ white clay on surface ; Tr qtz	sst	G	"	Tr.					
93	94	dull gy mg sst, massive, minor faulted surfaces Tr clear qtz	sst	G	"	Tr.					
94	95	weakly silicified pale → dull grey fg-mg sst v minor spotted sl horizons ; Tr qtz	sst	G	"	Tr.		274155	93	96	<0.02
95	96	fg-vfg gy sst 2% milky-clear qtz (2mm) <1% pyrite as disseminated clots.	sst	G	"		<1%				
96	97	v pale green/grey mod silicified v.fg sst, up to 5mm veinlets of qtz asp. up to 20% on faults & sst	sst.	G	"			274156	96	97	<0.02
97	98	dull grey → faint mauve fg sst + 20% spotted sl v. minor laminations	sst/sl.	G	"						
98	99	v p. gy/gn vfg sst + silt 2mm laminations (minor) c̄ 1-2 mm qtz + Tr py veinlets + <1% py as surface coat	sst	G	"		<1%	274157	97	101	<0.02
99	100	p gy vfg sst 2-3% milky → clear qtz 2-3mm veinlets/ fragments <1% py as 2mm clots.	sst	med	V. Damp	2-3.	<1				
100	101	v p gy fg sst <1% qtz as 2mm veinlets + Tr py clots	sst	G	DRY	<1	Tr.				
101	102	p gn → dull gy fg sst <1% dissem. <1mm py clots, <1% milky qtz 4mm frags.	sst	G	"	<1	<1				
102	103	Predom. v p gn/cream fg sst some laminat^n, Tr py inclusions as <1mm fg clots	sst	G	"		Tr	274158	101	105	<0.02
103	104	As above c̄ <1% qtz + Tr faulted surfaces.	sst	G	"	<1					
104	105	p. gy fg sst + minor laminated silt <1% qtz 2mm veinlets x-cuts So c̄ trace py	sst	G	"	<1	Tr				
105	106	Spotted p gy/gn matrix c̄ dk gn spots (<1mm) + 1-2% qtz	sst.	G	Slight damp.	1-2					
106	107	dull gy fg sst, 3-4% milky qtz c̄ Tr p gy (qtz up to 3mm)		G	dry	3-4	Tr				

EUREKA GOLD MINES NL RC Hole 1SRC4 ...cont... Page 8 of 8

LOG & ASSAYS

Depth from	metres to	Descriptive Log	lithology	rec %	moisture	%qtz	%sulp	Sampling No#	from	to	Assays
107	108	dull gy fg sst as above + mcs spotted p.gy fgn silt + 1 x 10mm milky qtz fragment, 2% Pal Tr py	sst	G	DRY	2%	Tr.	274159	105	109	<0.02
108	109	dull gy fg sst as above + spotted silt + <1% qtz	sst	G	"	<1		274160	109	110	<0.02
109	110	As above c̄ 1% milky qtz (<2mm).	sst.	G	"	1					
110	111										
		EOH @ 110m.									
111	112	No major qtz intersections									
112	113										
113	114										
114	115										
115	116										
116	117										
117	118										
118	119										
119	120										
120	121										
121	122										
122	123										

EUREKA GOLD MINES NL

RC HOLE LOG LSRC 5			
Project: LEVEN STAR			
Northing: 10093.45	Easting 10214.80	RL 508.69	Started: 27-8-94
Azimuth: 126 MAG	Dip -55	Depth 110m.	Finished: 28-8-94
Driller Paul Hardy Longyear LM850 track mounted			Logged by: D. Turnbull.

SURVEY DATA Camera type:

Depth	Azimuth	Dip	Depth	Azimuth	Dip

LOG & ASSAYS

Depth from	metres to	Descriptive Log	lithology	rec %	moisture	%qtz	%sulp	Sampling No#	Sampling from	Sampling to	Assays ppm
0	1	Pre-collar 3m PVC.									
1	2							BLANK	274161		0.08
2	3										
3	4	creamy quartzose sst fg-mg minor Fe clots insitu 15% milky qtz	sst/qtz	G	DRY	15					
4	5	pale brown - reddish brown Fe stained fg-mg sst. minor veining & oxide coats 5% milky qtz	sst	G	"	5		274162	3	7	<0.02
5	6	p. brown → very soft (W) creamy clay/sst fg sst 8% qtz	sst/qtz	G	"	8					
6	7	tan → dull brown (W) fg sst 10% qtz 5% Fe dull brown sst.	sst	G	"	10					
7	8	dull brown/tan (W) fg sst <0.5% qtz, very minor soft clay on some planar surfaces.	sst	G	"	0.5					
8	9	50:50 dull tan/brown (W) fg sst : creamy faint green very soft (W) silt - Shear minor faulting	sst/silt	G	"			274163	7	11.	<0.02
9	10	multi coloured tan-brown-mauve mottled (W) fg-mg micaceous sst	sst	G/MED	"						
10	11	p. brown/tan sugary mg sst. Minor Fe on (W) surfaces 1.0% milky-clear qtz.	sst	G	"	1					

EUREKA GOLD MINES NL RC Hole LSRC5 cont...

LOG & ASSAYS

Depth from	metres to	Descriptive Log	lithology	rec %	moisture	%qtz	%sulp	Sampling No#	from	to	Assays	
11	12	as above 3-4% qtz + minor Fe	sst	G	DRY	3-4						
12	13	(w) tan fg sst 4-5% qtz upto 10mm - minor assoc. Fe stained	sst	G	"	4-5		274164	11	15	<0.02	
13	14	Micaceous (w) creamy/grey fg sst + minor pale brown Fe stained sst	sst	G	"							
14	15	Tan siltstone, 5% Fe stn milky qtz upto 10mm c 2% assoc. needle-like black inclusions (? tourmaline)	slt	G	"	5						
15	16	v. pale tan silty fg sst - some fissility, tr qtz.	sst	G	"							
16	17	Predom. p. tan sltst c 3% red stn FeO stained soft SL 5% qtz c assoc. Fe stained margins.	silt/sl	G	"	5		274165	15	18	<0.02	
17	18	p. tan silty v.fg sst some fissile layers 2% milky/clear qtz upto 3mm c v. minor Fe stn	sst	G	"	2						
18	19	multicoloured, mottled fg-mg sst Fe stained c 10% milky qtz upto 8mm	sst	G	"	10		274166	18	20	<0.02	
19	20	nitric brown mg sst (w) 6-8% qtz upto 3mm, some Fe stn	sst	G	"	6-8						
20	21	Rustic red strongly FeO stained silicified mg sst	sst	M-G	DAMP							
21	22	Multicolored (w) fg sst, <0.5% qtz cream/tan/mauve c Fe/clay on surfaces.	sst	G	DRY	<0.5		274167	20	24	<0.02	
22	23	50:50 mauve: tan (w) fg sst v. minor silicificat^n	sst	G	"							
23	24	Predom. creamy/v. soft partly laminated silty v.fg sst c 3-4% mauve irreg. blotches on frags. tr clear qtz.	sst	G	"	Tr						
24	25	p/lt brown (w) silty fg sst - minor fissility, 2% qtz upto 2-3mm.	sst	G	"	2						
25	26	v. pale creamy qtzose fg sst tr euhedral qtz + clots of black/red Fe 4% milky qtz. up to 3mm.	sst	G	"	4		274168	24	28	<0.02	
26	27	cream → v. lt brown qtzose sst (variable (w)) 30% milky qtz v. minor staining	sst/qtz	G	"	30						

EUREKA GOLD MINES NL RC Hole LSRC5 cont...

LOG & ASSAYS

Depth from	metres to	Descriptive Log	lithology	rec %	moisture	%qtz	%sulp	Sampling No#	from	to	Assays	
27	28	p. creamy brown (W) fg sst v. soft abundant mica matrix 25% qtz upto 3mm.	sst.	MED	DRY.	25.						
28	29	creamy soft fg-mg sst c 3% qtz with minor Fe staining - minor brown (W) sst.	sst	G	"	3						
29	30	as above c 3% qtz upto 5mm c minor red Fe staining	sst	G	"			274169	28	32	<0.02	
30	31	Tan → Fe staining brown silty v. fg sst <0.5% milky qtz + minor blk/red Fe stained surfaces	sst	G	"	<0.5						
31	32	Creamy brown/lt brown (W) fg sst hr qtz v. minor blk oxide coats.	sst	G	"	Tr						
32	33	Creamy brown (W) v. soft fg sst. Tr Fe stains tr milky qtz	sst	G	"	Tr						
33	34	Dull fg-mg sst (dull brown-tan) <0.5% clear qtz	sst	MED	DAMP	<0.5		274170	32	36	<0.02	<0.02
34	35	50:50 tan: mauve (W) fg sst c mauve bands upto 5mm assoc c 1mm qtz vn (tr of qtz in total)	sst	G/MED	DRY	Tr.						
35	36	Tan + p. cream. v.p. reddy/brown fissile spotted (W) Siltst + 10% p. brown (W) fg sst.	silt	G	"							
36	37	Rustic brown mg sst (W) c some whitish clay coats on fault surfaces	sst.	G	"							
37	38	Mottled tan/reddish (W) fg sst tr clay.	sst	G	"			274171	36	40	<0.02	
38	39	50:50. tan: spotted reddish brown silty sst + tr clay v. minor lamination in silty sst.	sst	G	"							
39	40	lt brown silty sst minor Fe red/blk layers up to 1mm	sst	med/G	"							
40	41	lt brown/tan-partly laminated fg silty v.fg sst. dull brown bands/Fe st^n? upto 8mm x-cut So	sst	G	"							
41	42	dull reddish brown - lt brown (W) mg sst c 40% silty sst tr. qtz veinlet 2mm.	sst	G	"			274172	40	44.	<0.02	
42	43	Reddish brown (W) fg-mg sst - minor fspars	sst	G	"							

EUREKA GOLD MINES NL RC Hole 1SRC 5 cont... Page 4 of 8

LOG & ASSAYS												
Depth	metres	Descriptive Log						Sampling			Assays	
from	to		lithology	rec %	moisture	%qtz	%sulp	No#	from	to		
43	44	as above.	SST	G	DRY			274173	STD		3.15	3.04
44	45	as above	SST.	G	"							
45	46	tan-dull brown mg sst tr qtz as 1mm veinlets minor siltst c lamination + tr clay	SST.	MED/G	"	Tr		274174	44	48	<0.02	
46	47	Mottled creamy/mauve diffuse mauve alteration (40%) in fg-mg sst.	SST	G	"							
47	48	Creamy lt brown mg matrix rich sst <1mm Fe/qtz veinlet	SST	G	"	Tr						
48	49	dull brown fg sst c <0.5mm black spots + v. minor blk oxide veins + veinlets <0.5 qtz c Fe st^n.	SST	G	"	<0.5						
49	50	dull brown/tan f/mg sst 3-4% qtz c assoc. brn/red Fe st^n minor blk oxide spots.	SST	G	"	3-4		274175	48	52	0.09	
50	51	80% mauve (w) fg-mg sst c upto 2% red spots <0.5 mm (dissem py?) 20% v.p.gn silt c similar red spots	SST	G	"	Tr						
51	52	creamy brown-variably (w) f-mg qfose sst with dull brown Fe st^n halos to #3	SST	MED	"	Tr						
52	53	speckled creamy lt bn → dull bn st^n surfaces sst tr qtz as 2mm veinlets minor blk oxide patches	SST	G	"	Tr						
53	54	Spotted dull mauve/red/bn silty v.fg sst + minor p.bn. fg sst	SST.	G	"			274176	52	56	0.30	
54	55	v. soft (w) p. bn/y/w mg sst 2-3% dull bn Fe st^n sst	SST.	G	"							
55	56	Tan/dull org (w) fg sst + v.p.bn silicified fg sst. Numerous red/blk Fe st^n # surfaces, 3% milky Fe st^n qtz + tr py	SST.	G	"	2						
56	57	Tan silty sst tr blk oxide patches	SST	G	DAMP							
57	58	Mottled mauve/creamy bn v. soft (w) f-mg sst <0.5% qtz <2mm in size	SST	MED	DRY	<0.5		274177	56	60.	0.09	
58	59	Creamy lt bn partly laminated siltst ≈ 1% qtz c minor mauve dissem. alteration assoc. c Fe coats.	silt	G	"	1						

EUREKA GOLD MINES NL RC Hole LSRC5 cont...

LOG & ASSAYS

Depth from	metres to	Descriptive Log	lithology	rec %	moisture	%qtz	%sulp	Sampling No#	Sampling from	Sampling to	Assays	
59	60	tan fg-mg glose sst 5% milky qtz upto 4mm.	SST	G	DRY	5						
60	61	Creamy lt br/tan (W) mg sst (glose) min. mauve clots Tr clear qtz up to 2mm.	SST	G	"	Tr						
61	62	p. br. → mauve mottled f-mg sst tr milky qtz + min. silicification	SST	G	"	Tr		274178	60	64	0.14	
62	63	p. br + min mauve (W) fg sst (soft) 5% clear/milky qtz upto 5mm c̄ tr assoc. Fe coats	SST	G	"	5						
63	64	Creamy lt br glose fg sst 2% clear qtz c̄ min. assoc. dull br Fe stn	SST.	MED	"							
64	65	v. p. br silty fg sst 4-5% qtz c̄ numerous assoc. Fe stained surfaces + some bk oxide # coats	SST.	G	"	4-5						
65	66	v. p. br/ylw (W) v.fg sst c̄ some chips stn upto 1% dissem. fg red spots (ex py)	SST	G-M	DAMP			274179	64	68	0.05	
66	67	dull br → lt br (W) fg sst <0.5% qtz with tr. assoc. oxide	SST.	G	DRY	<0.5						
67	68	dull reddish br/lt br. with v. min. whitish siltst (W) fg sst: c̄ tr of qtz	SST	G	"							
68	69	tan/org silty fg sst c̄ min. bk oxide coated #'s + 6% milky qtz up to 5mm.	SST	G	"	6						
69	70	p. br/mod. silicified v.fg sst showing some fault surfaces c̄ br/bk oxide coats 3% qtz ↑ 2mm	SST.	G	"	3		274180	68	72.	0.18	0.16
70	71	Dull tan (W) fg sst min faults showing clay + minor bk coats on #'s	SST	G	"							
71	72	50-50 p. br → tan + creamy silty fg sst c̄ a number of bk oxide coats on #'s	SST	G	"							
72	73	tan fg (W) sst v. min bk oxide coats on surfaces + 5% clear opaque qtz upto 4mm.	SST	G	"	5						
73	74	Tan (W) fmg sst c̄ min bk oxide patches upto 5-6% qtz (<5mm)	SST	G	"	5-6.		274181	72	76.	0.29	
74	75	creamy tan (W) silicified v.fg sst minor bk oxide patches.	SST.	G	"							

EUREKA GOLD MINES NL RC Hole 4SRC5 cont... Page 6 of 8

LOG & ASSAYS

Depth from	metres to	Descriptive Log	lithology	rec %	moisture	%qtz	%sulp	Sampling No#	from	to	Assays	
75	76	lt bn/tan soft siltst partly laminated	SILT	G	DRY							
76	77	v.p.bn-tan soft siltst v.min bn/red Fe st^n (assoc. c v. minor silicification)	SILT	G	"							
77	78	v. p. bn as above (W) siltst some polished fault surfaces c Fe stains v. min. oxide platelets	SILT	G	"			274182	76	80	0.15	
78	79	v.p.bn-creamy (W) fissile siltst min. Fe bn st^n surfaces	SILT	G	"							
79	80	creamy/opaque silicified qzite, minor faulted surfaces c org Fe ± clay (whitest) some red/blk Fe coated #	qzite	G	"							
80	81	Multicoloured c dull rutic bn → silica rich creamy white silicified mg qzose sst c abund. bn Fe # coats	SST	G	"							
81	82	p.bn/org silicified fg-mg sst some bn Fe coated # + v. minor faults, minor creamy shiny silic. qzite	sst/qzite	G	"			274183	80	84	3.28	2.97
82	83	v.p-gn-creamy highly silicified fg sst c a mixed polished faults c bn Fe st^n coats/halos (2mm) v. hard.	SST	G	"			274184	STD		3.32	3.59
83	84	variably (W) highly silicified qzose fg sst c upto 5% diss. fg py in fresh chips - (W) chips lt bn/org c blk coats on surface	SST	G	"							
84	85	v. lt (W) lt gn - v.p.g spotted silty vfg SST spots - layers appear to be fg py. ? 3% + minor cloth (0.5mm) of amorphous asp	SST	G	"		py asp.	274185	84	85	3.26	3.17
85	86	variably (W) silicified fg sst c upto 5% diss. fg py in fresh chips + ?% dark min of some frm. 5% qtz c open space growth.	SST	G	"		5 py					
86	87	highly silicified variably altered/(W) qzose sst (as above) c abund. bn/red Fe st^n/veining upto 10% diss. fg py	SST	G	"		10 py	274186	85	89	3.35	2.98
87	88	As above c less Fe staining + 2% milky qtz + 5% dissem fg py.	SST	G	"	2	5 py.					
88	89	p. gn - partly spotted soft mica altered siltst + blue/clear siliceous c tr py # coats + tr red/bn Fe inclusions + 1% qtz.	SILT.	MED	DAMP	1						
89	90	v. pale g - opaque nearly amorphous intensely silicified sst c tr qtz & 2% diss blk min. inclusions + Fe st^n/stains	SST.	G	DRY	Tr						
90	91	Highly silicified creamy/orange fg sst abundant Fe staining		V. POOR	WET overnight.							

EUREKA GOLD MINES NL RC Hole LSRC 5 cont...

LOG & ASSAYS

Depth from	metres to	Descriptive Log	lithology	rec %	moisture	%qtz	%sulp	Sampling No#	Sampling from	Sampling to	Assays ppm	
91	92	as above + <0.5% fg py aggregate + on a fault plane c̄ tr qtz as 1mm veinlets.		MED	DRY		<0.5 py	274187	89	93	1.85	1.67
92	93	p.g fg silicified qtzose sst 1-2% dissem. fg py + f/m d/pyr. v. min. fault surfaces + whitish clay v. min. Fe staining	SST	G	"		1-2 py					
93	94	Cream/whitish highly silicified mg qtzose sst some faulted surfaces showing white clay ± v. minor mica	SST	G	"		Tr py					
94	95	As above + 0.5% qtz. milky	SST	G	"		Tr py					
								274188	93	97	<0.02	
95	96	v. pale gn-p.gy lightly silicified fg-mg sst (≥1% milky qtz upto 8mm) c̄ tr in situ asp. tr dissem. tr min. spots (1-2%) ? py	SST	G	"	1	Tr asp					
96	97	as above c̄ 1-2% dissem py ? + a number of fault surfaces c̄ white clay coats	SST.	G	"		1-2 py					
97	98	dull gy-gn v. lt silicified mg sst c̄ numerous whitish clay coated faults + x cutting mica rich halos	SST	G	"		Tr asp.					
98	99	Predom. v.p.gn-dull lt gy lt silicified fg sst 1% milky → clear qtz minor faulting c̄ white clay coats Tr diss asp.	SST	G	"	1	Tr asp	274189	97	101	<0.02	
99	100	50:50 pale gn/gy : dull lt gy whitish sst sericite altered tr qtz as 1mm veinlets, tr py on # surface, v min faulting-clay	SST.	G	"	Tr	Tr py					
100	101	Dull mid gy fg-mg sst <0.5% silicified whitish sst c̄ tr dissem. fg py cubes (<10mm appear assoc. c̄ faulting)		G	"							
101	102	Dull mid gy-faint g fg sst.	SST	G	"			274190	101	102	<0.02	<0.02
102	103	p. gn. silicified in narrow (<5mm) band c̄ assoc. 20% py in situ min clay pag + whitish clay on few faults 3% qtz	SST	G	"	3	20					
								274191	102	104	0.07	
103	104	pgy-strong p gn fg sst <1mm lenses of p.gn alt. defines foliation tr dissem fg py.	SST	G	"		Tr py					
104	105	dull mid gy fg sst v. lt sericite alt in places. tr silicification minor Fe stained qtz	SST	G	"							
105	106	dull mid gy fg sst as above ± 1% as Qz lenses intercalated in the sst alt. & a p. green	SST		DAMP			274192	104	107	0.02	
106	107	as above.		G	DRY							

EUREKA GOLD MINES NL RC Hole. LSRC5 ...cont... Page 8 of 8

LOG & ASSAYS

Depth from	metres to	Descriptive Log	lithology	rec %	moisture	%qtz	%sulp	Sampling No#	Sampling from	Sampling to	Assays ppm.
107	108	pgn/gy lt silicified fg sst v. 0.5% fg dissem. py + tr py as thin veinlets v. minor white clay coated faults	SST	G	Dry		0.5py	274193	107	108	0.02
108	109	Mid gy dull fg sst as for 105-106m interval	SST	G	Dry			274194	108	109	<0.02
109	110	Pale green v. lt silicified fg sst lt sericitization + 1-2% apple green epidotization. <0.5% py. dissem.	SST	G	DRY		<0.5py	274195	109	110	<0.02
110	111	EOH 110m.									
111	112	COMMENT: appears to be going in & out of progressively more narrow alt-zone which may or may not be mineralised so I will stop at target depth as we have passed through 17m silicified zone b/w 80-97m.									
112	113										
113	114										
114	115										
115	116										
116	117										
117	118										
118	119										
119	120										
120	121										
121	122										
122	123										

EUREKA GOLD MINES NL

RC/RAB/AIRCORE HOLE LOG LSRC-6			
Project: Leven Star			
Northing: 10032.02	Easting 10013.04	RL 497.67	Started: 28/8/94
Azimuth: 305	Dip -56	Depth 70m.	Finished:
Driller Paul Hardy Long year.			Logged by: M. Wasenko

SURVEY DATA Camera type:

Depth	Azimuth	Dip	Depth	Azimuth	Dip
		Original logs written at time of drilling misplaced - relogged here			

LOG & ASSAYS

Depth from	metres to	Descriptive Log	lithology	rec %	moisture	%qtz	%sulp	Sampling No#	from	to	Assays ppm
0	1	v.p gn/gy - v dkl gy (W) fg-mg sl soft v. min Fe stn	sl					274196	BLANK		<0.02
1	2	as above	sl								
								274197	0	4	<0.02
2	3	v.p.gy - lt bn (W) fg-mg sl/soft v. minor vitreous qtz.	sl			Tr.					
3	4	v.p. gy/gn - lt bn. (W) fg-mg sl soft	sl								
4	5	v.p. gy / lt bn/yellowish bn (W) fg sl soft. lightly Fe stained	sl								
5	6	lt bn-ylw bn (W) fg-mg sl soft lightly Fe stained 20% small amount of creamy clay	sl					274198	4	8	0.14
6	7	lt ylw - med bn (W) fg-mg sl 10% light Fe staining	sl								
7	8	v. p. gy/gn - lt ylw-brown (W) fg-mg sl soft	sl								
8	9	as above v. light Fe staining	sl								
9	10	as above.	sl								
								274199.	8	12.	0.05
10	11	v. p gy / lt bn (W) fg-mg sl soft some minor Fe stn cleavage or # surfaces.	sl.								

EUREKA GOLD MINES NL RC Hole.....6.....cont... Page.....2.....of 5.....

LOG & ASSAYS												
Depth	metres	Descriptive Log						Sampling			Assays	
from	to		lithology	rec %	moisture	%qtz	%sulp	No#	from	to		
11	12	med y/w bn (W) mg-fg sl / mod Fe staining c̄ some minor strongly ferrigenous zones	Sl									
12	13	lt y/w bn - med y/w bn (W) mg-fg sl gen. mod Fe staining 5% strongly Fe stained	Sl			≤1%						
13	14	lt y/w bn. (W) mg-fg sl / mod Fe staining	Sl.					274200	12	16	0.11	
14	15	v lt y/w-bn (W) fg-mg sl / light Fe staining minor veinlet qtz	Sl.			≤1%						
15	16	p.gy/y/w - lt bn (W) fg sl, v. light Fe stn with v. min zones strongly Fe stn, small amt of clay	Sl									
16	17	v.p gy-lt bn-y/w (W) soft fg sl 10% light Fe staining	Sl									
17	18	v. pale gy-lt y/w bn (W) fg sl / light-mod Fe stn c̄ minor strongly ferrigenous zones, min vit. qtz	Sl.			Tr.		274201	16	20	1.70	1.72
18	19	as above.	Sl.			Tr.						
19	20	as above c̄ 15-20% light Fe stained # surfaces.	Sl									
20	21	v.p gy (W) silicified sst mg 70% + lt y/w bn fg (W) sl lt-mod Fe stn particularly around #	sst/sl					274202	20	22	1.05	1.09
21	22	v p gy-lt bn (W) fg sl, lt Fe stn	sl									
22	23	lt bn (W) fg sl / light Fe stn / strong Fe stn on # surfaces.	sl					274203	22	23	0.27	0.3
23	24	v p gy-lt bn (W) silicified mg sst, lt bn fg sl mod Fe stn c̄ min strong Fe stained zones.	sst/sl					274204	23	24	0.75	
24	25	p gy-v p gy (W) silicified fg sl light-mod Fe stn minor v.trecks qtz	sl			Tr.		274205	24	25	2.76	
25	26	v p gy-gn (W) silicified mg sst / light-mod. Fe stn particularly around #'s	sst									
26	27	as above.	sst.					274206	25	28	1.29	1.48

EUREKA GOLD MINES NL RC Hole 6 cont... Page 3 of 5

LOG & ASSAYS

Depth from	metres to	Descriptive Log	lithology	rec %	moisture	%qtz	%sulp	Sampling No#	Sampling from	Sampling to	Assays	
27	28	V pgy-gn (W) silicified mg sst, 50% mod mod Fe staining / ext #s	SST.									
28	29	vpgy-gn-lt br (W) silicified fg sl - light Fe st^n mod #ing	SL					274207	28	29	11.2	11.5
29	30	V pgy-gn (W) silicified mg sst light Fe st^n c minor strongly ferruginous zones	SST									
30	31	V p. gy-gn (W) silicified mg sst / lt Fe staining with minor strongly ferrigenous zones	SST					274208	29	33	3.4	3.86
31	32	V. p. gy-gn (W) fg-mg silty sst + sl light mod Fe staining / minor y/w clay.	SST.									
32	33	V pgy-gn. (W) silicified mg sst light-mod Fe st^n minor vitreous qtz	SST.			3%						
33	34	lt y/w br (W) soft fg-mg silty sst min silicification / light Fe staining throughout	SST					274209	33	37	0.14	
34	35	V pg lt br (W) silicified mg sst / minor zones of strong Fe staining / minor vitreous qtz.	SST			3%						
35	36	pgy-lt br (W) silicified mg sst / light mod Fe staining c minor strong Fe stained zones	SST									
36	37	p. pink-org lightly (W), mod. silicified mg sst / v. light Fe staining.	SST									
37	38	gn-p gy br lightly (W) mg sst - with min oxidized chl. coated fault surfaces.	SST					274210	37	38	0.03	
38	39	V. pale tan coloured lightly (W) mod silicified mg sst 5% vitreous qtz + 3% strong Fe st^n	SST			5%		274211	38	39	0.07	
39	40	V p. gy-lt tan coloured lightly (W) mod silicified fg-mg sst - minor light Fe staining	SST					274212	39	40	<0.02	
40	41	p gy-tan (W) silicified mg sst light mod Fe staining / minor qtz.	SST			Tr.		274213	40	41	0.40	
								274214	STD		3.49	3.22
41	42	V. pale gy-y/w br violet (W) fg-mg silty sst minor vitreous qtz.	SST			Tr.						
42	43	med violet br (W) mg sst with minor pg clay.	SST					274215	41	45	0.02	

EUREKA GOLD MINES NL RC Hole 6 cont... Page 4 of 5

LOG & ASSAYS

Depth from	metres to	Descriptive Log	lithology	rec %	moisture	%qtz	%sulp	Sampling No#	from	to	Assays	
43	44	y/w-bn-mauve (W) mg-fg sst + minor sl minor vitreous qtz	SST/SL			Tr.						
44	45	mauve bn. (W) friable mg-fg silty sst + min. lt tan fg sl c̄ min silicified sst	SST									
45	46	lt tan-pink (W) silicified mg sst / minor tan clay material	SST					274216	45	47	0.30	0.25
46	47	mauve tan (W) mg-fg silty sst / minor vitreous qtz	SST			Tr						
47	48	v. pale gn-gy (W) silicified mg-fg silty sst + mauve-tan (W) fg-mg sst / trace vitreous qtz	SST			≤5%		274217	47	49	0.07	
48	49	mauve-lt tan (W) fg-mg sst / minor vitreous qtz.	SST			3-5%						
49	50	mauve weathered mg-fg silty sst c̄ minor vitreous qtz	SST			Tr.		274218	49	50	0.04	
50	51	mauve-tan (W) mg sst / minor bk oxide coats, upto 10% vitreous qtz light Fe stn	SST			≤10%		274219	50	51	0.06	
51	52	as above.	SST			≤2%		274220	51	52	<0.02	<0.02
52	53	Mauve bn-lt tan (W) fg-mg silty sst / minor bk oxide coats / light Fe stn / min vitreous qtz	SST									
53	54	lt tan-med bn (W) mg-fg silty sst / light mod. Fe staining / minor bk oxide	SST					274221	52	56	<0.02	
54	55	o violet pink-lt tan (W) fg-mg silty sst / soft.	SST									
55	56	as above.	SST									
56	57	v. pale gy-tan (W) silified. mg sst / light-mod Fe stn / min. bk oxide coats / min vitreous qtz	SST			<1%						
57	58	cream coloured (W) mod silicified mg sst. 5% strong Fe staining / v. minor bk oxide coats, min qtz	SST			3%		274222	56	60	0.05	
58	59	cream-lt tan (W) mod silicified mg sst, 20% strong Fe stn, 10% bk oxide coats, min v. tr. qtz	SST			≤1%						

EUREKA GOLD MINES NL RC Hole 6 cont... Page 5 of 5

LOG & ASSAYS

Depth from	metres to	Descriptive Log	lithology	rec %	moisture	%qtz	%sulp	Sampling No#	Sampling from	Sampling to	Assays	
59	60	tan (W) mg sst / v. min blk oxide coats / light Fe staining	SST									
60	61	p.g - lt yllw bn. (W) mg sst / min silicif^n mod Fe st^n, minor blk oxide coats	SST									
61	62	v.p.gy-gn (W) fg-mg sst, mod alt(chl) + yllw bn. Fe st^n fg sl, mnr vit qtz, min blk oxide coats	SST/SL			≤1%		274223	60	64	<0.02	
62	63	v.pgy-gn. chl spotted vfg sl + tan (W) mg-fg sst (20%) minor wk. qtz	SL/SST.			≤2%						
63	64	mostly v.pgy-gn chl spotted vfg sl c̄ minor Fe st^n veinlets.	SL									
64	65	p.gy mg sst 60% + 40% v.pg silicified mg sst. Everdl oxidised chl coated fault surfaces	SST.									
65	66	pgy mg sst c̄ v. min chl oxide coated # surfaces + ~ minor Fe staining	SST					274224	64	68	<0.02	
66	67	pgy-gn mg-fg silty sst / mod chl alterat^n minor Fe staining	SST									
67	68	Tan-gy (W) silicified mg sst / mod. to strong Fe staining										
68	69	pgy mg sst / min vitreous qtz + minor Fe staining.				<1%		274225	68	70	<0.02	
69	70	pgy-gn. mg-fg silty sst + mg sst / light-mod. chl. alteration / minor vitreous qtz / min Fe st^n	SST.			≤1%						
70	71											
		EOH = 70m.										
71	72											
72	73											
73	74											
74	75											

EUREKA GOLD MINES NL

RC HOLE LOG LSRC 7			
Project: LEVAN STAR			
Northing: 10013.14	Easting 10169.87	RL 492.57 AHD	Started: 29/8/94
Azimuth: 306	Dip -55	Depth 105m	Finished:
Driller PAUL HARDY			Logged by: DEAN TURNBULL

SURVEY DATA Camera type:

Depth	Azimuth	Dip	Depth	Azimuth	Dip
3	304	-55			
60	309	-56.5			
104m	308	-57			
	(mag)				

LOG & ASSAYS

Depth from	metres to	Descriptive Log	lithology	rec %	moisture	%qtz	%sulp	Sampling No#	Sampling from	Sampling to	Assays ppm
0	1	Predom. dull purple/mauve. soft weath. fg sst +20% p.bn → tan v.fg silty sst	sst	v.poor	Dry	5-8%		274226	BLANK		<002
1	2	Predom v.p.bn → mauve, spotted sl. +10% p.bn. silty v.fg. sst, 5-6% clearish qtz	sl	Poor	Dry	5-6%		274227	0	4	"
2	3	p.mauve → lt.bn weath. v.fg sst → laminated by sl in places, 10% qtz with tr. lt. oxide.	sst	Med	Dampish	10%					
3	4	dull bn. → mauve spotted weath. silty v.fg. sst, v.minor p.bn sst	sst	G/med	Dampish						
4	5	mauve → dull bn. v.minor lt. oxide coats on v.silty v.fg sst.	sst	G/med	Dry			274228	4	8	"
5	6	As above	sst	Good	Damp						
6	7	As above with tr. lt. oxide coats on fracture surfaces, v.minor p.bn sl.	sst	Good	Dry						
7	8	As above	sst	"	"						
8	9	Multicolourd g-mauve-lt.bn. variably weath. fg. sst, some oxide coats esp. assoc. with qtz	sst	"	"	1%		274229	8	12	"
9	10	Rusty red-bn fg weath sst., v.minor lt. oxide coats, tr. weath. red <1mm sulphide inclusions.	sst	"	Dampish		tr.				
10	11	p.bn → mauve mg. weath. sst + <10% v.p.bn/g sl. (fissile)	sst	"	"						

EUREKA GOLD MINES NL RC Hole LSRC7 cont...

LOG & ASSAYS

Depth from	metres to	Descriptive Log	lithology	rec %	moisture	%qtz	%sulp	Sampling No#	from	to	Assays	
11	12	80% p. mauve partly spotted v.fg silty sst.. 20% p.bn micaceous weath. sl, minor lt. oxide.	sst	Good	Damp							
12	13	v.p. mauve/creamy spots, micaceous weath fg sst. 2% qtz + assoc. tr. oxide coats + min. Fe stains	sst	"	"	2%		274230	12	16	<0.02	0.02
13	14	p.bn - creamy + 15% pinkish - mg. weath. sst. 0.5% strongly oxided qtz vein 3mm wide pg. sl.	sst	"	"	0.5%						
14	15	whitish ylw - mg quartzose sst <0.5% lt. oxide veinlet.	sst	"	dry							
15	16	As above with some lt. oxide coats, tr. qtz (<1mm)	sst	"	"	tr.						
16	17	v.p.bn/tan weath. v.fg silty sst. v. minor Fe stains, tr. oxide coats	sst	"	"			274231	16	19	/.55	/.69
17	18	v.p.bn → creamy fg. silicified quartzose sst., Fe stains on fracture surfaces/v.minor white clay	sst	"	"							
18	19	v.p.bn/orange lt. silicified v.fg sst some Fe stained fractures. 2% milky qtz.	sst	"	"	2%						
19	20	creamy faint gm, f→mg lt. silicified quartzose sst, with 25% dull reddish bn. Fe stained sst.	sst	"	"	<0.5%		274232	19	20	0.44	
20	21	Predom. p.bn/tan f-mg weath. sst. 12% dull reddish bn. strongly Fe stained sst/some fracturing with white clay.	sst	"	"			274233	20	23	<0.02	
21	22	p.gm fg sst, ≈ 8-10% pinkish bn → dull reddish bn Fe stained sst.	sst	"	"							
22	23	v p.bn. weath. silty v.fg sst with weath. act. tr cubic sed. pyr. (<1mm), 4-5% milky qtz + v.minor Fe stained surfaces	sst	Med	"	4-5%						
23	24	p.bn - org spotted (2-3%) silty v.fg sst. weath. + 23% milky qtz + assoc. tr. Fe staining + tr. lt. oxide with	sst	Good	"	23%		274234	23	25	"	
24	25	v.fg silty sst. v.p.bn/ylw, 10-15% milky qtz < 5mm with some Fe staining running in situ.	sst	"	"							
25	26	v p.bn, ylw weath v.fg sst 10% dull bn. Fe stained, weath. sst, 6% milky Fe stained qtz	sst	"	"	6%		274235	25	26	"	
26	27	p. mauve → p.bn predom. fg sst, <10% sl (pbn) weath./some fracturing with white clay coats.	sst	"	"			274236	26	30	"	

EUREKA GOLD MINES NL RC Hole LSRC 7 ...cont...

LOG & ASSAYS												
Depth	metres	Descriptive Log						Sampling			Assays	
from	to		lithology	rec %	moisture	%qtz	%sulp	No#	from	to		
27	28	p. mauve → p.bn predom. fg. sst. <10% p.bn weath. sl.	sst	Good	dry							
28	29	Dull g/bn <0.5% weath. red ox. pyr. seed. inclusions – in a v.fg. sst + silty sst	sst	Med	Dampish							
29	30	Predom. dull mid g. silty v.fg sst. + 15% fg creamy pink sst., tr. oxide coats., tr. milky qtz <3mm	sst	Good	Dry	tr.						
30	31	mauve – dull bn/g. fg. sst. minor faulting with soft whitish clay coats.	sst	"	"			274237	30	31	0.05	
31	32	Predom. rusty org. bn – lt. silicified mg. sst., minor lt. oxide coats, 5% pink fg sst, 10% soft mg sst	sst	"	"			274238	31	33	<0.02	
32	33	Creamy gr. mg. quartzose sst, 6-8% qtz <10mm with strong reddish lt oxide coats / minor clay coated faults.	sst	"	"	6-8%						
33	34	p.bn → faint creamy gm. fg. sst. weath. with 10% milky Fe stained qtz, + minor oxide veins in sst.	sst	"	"	10%		274239	33	35	0.04	
34	35	dull reddish bn Fe stained - weath mg. sst + 15% milky, partly Fe stained qtz < 6mm	sst.	Med	dry	15%						
35	36	Pinkish - p.bn. weath f + mg sst tr. qtz, v. minor white clay coated faults, 1% lt. oxide coats	sst	Good	dry	tr.		274240	35	39	0.02	<0.02
36	37	v.p.bn - yellow, mg weath. sst, tr. pink sst. + minor faulting (white clay coats)	sst	"	"							
37	38	Org/v.p.bn fg. silty sst. 4-5% strongly Fe stained crystalline open space qtz, minor spots in sl	sst	"	"							
38	39	p.org.bn → pinkish f + mg. sst. v. minor faulting	sst	"	"							
39	40	p.bn → pinkish bn. weath. fg. sst. / some lt. oxide coats, minor white clay coated faults + min. sl. kum.	sst	"	Dampish			274241	39	43	<0.02	
40	41	pinkish → 20% v.p.bn creamy weath fg. sst. / 0.5% qtz. tr. lt. oxide coats.	0.5%	Fair	Dampish							
41	42	80% creamy quartzose fg. sst with some lt. → red Fe coats on fractures / 20% p.bn → pinkish fg. sl.	sst	Good	"							
42	43	v.p. creamy gm – quartzose weath mg sst. + 5% pink silty sst / 0.5% qtz with v. min assoc. lt. oxide	sst coats	"	"							

EUREKA GOLD MINES NL RC Hole LSRC 7 ...cont... Page 4 of 7

LOG & ASSAYS

Depth from	metres to	Descriptive Log	lithology	rec %	moisture	%qtz	%sulp	Sampling No#	from	to	Assays	
43	44	v.p.lm - quartzose sst. as above with minor	sst.	Good	Dampish	0.5%		274242	43	47	0.07	
		faulting showing white clay coats, tr. Lt. oxide.										
44	45	v.p.lm/ylw weath v.fng silty sst. with <1%	sst	"	Dry.	tr.						
		weath. sed. pyr. spots (red) + tr. qtz. /Fe stained fractures										
45	46	whitish fng quartzose sst. with tr. qtz as	sst	"	"							
		<1mm veinlet + minor Fe staining/veining.										
46	47	v.p.lm/org weath. fr.mg quartzose sst.	sst	Med/G	"	10%		274243	STANDARD		3.35	3.52
		silicified in places, 10% qtz assoc. with v.min. Fe staining										
47	48	org/p.lm silty v.fng weath sst. 1% milky	sst	Good	"	1%		274244	47	51	8.72	10.1
		qtz, <4mm assoc. with red/lm Fe stained sst										
48	49	Strongly Fe stained (lm/org) 90% fng. quartzose	sst	"	"	<0.5%						
		sst + whitish silty v.fng sst./v.min. ox. veinlets/min. silicification										
49	50	Strongly Fe stained dull lm. fg. weath sst. with Lt.	sst	"	"							
		red oxide coated fractures, + min. silicified qtzgm sst veinlets.										
50	51	30% dull lm/org weath. Fe stained fng sst. + 65%	sl/sst	"	"	5%						
		whitish pgm sl + 5% qtz with minor Fe stains										
51	52	Rusty lm highly Fe stained predom. silicified fng	sst	"	"	1%		274245	51	55	0.85	
		sst. with numerous Fe veinlets/min. intense silica alt./1% qtz.										
52	53	creamy p.lm, silicified fng quartzose sst. with	sst	M/G	"	0.5%						
		0.5% strong Fe stained qtz veinlet/some Fe stained coats + haloes										
53	54	milky lm - fr + mg. weath. sst, minor Lt. - lm.	sst	Good	"							
		Fe oxide patches/veinlets										
54	55	v.p. milky lm. fng quartzose sst. with v.minor	sst	"	Dampish							
		lm Fe stained weath fract. surfaces + tr. white clay fault surfaces										
55	56	As above, + v.minor silicification ± weath.	sst	"	"			274246	55	57	2.60	
		fine feldspars.										
56	57	40% mg. silicified quartzose sst. opaque + 60%	sst	"	"	4%						
		v.fg. silty sst. with included 4% Fe stained qtz <3mm										
57	58	28% milky qtz <10mm, rest = vitreous qz milky	sst	"	Dry	28%		274247	57	58	0.46	
		v.p.ylw. mg sst, some Fe stained qtz.										
58	59	Creamy lm, ylw sl. minor faint Fe stained	sl	Med	"			274248	58	61	0.21	
		weath. surfaces.										

EUREKA GOLD MINES NL RC Hole LSRC 7 ...cont...

LOG & ASSAYS

Depth from	metres to	Descriptive Log	lithology	rec %	moisture	%qtz	%sulp	Sampling No#	from	to	Assays	
59	60	Creamy lm/pdw sst (fg weath.), minor lm, org Fe staining, v.minor faulting with white clay coats	sst	Good	Dry.							
60	61	v.p.lm/gm sl. with 10% fg quartzose sst. + some faulting with white clay./some Fe staining	sl	"	"							
61	62	25% milky qtz <12mm with abundant bl. oxide inclusions in partly euhedral open space xstal growth, rest silicified f+mg sst	sst	"	"	25%		274249	61	62	0.06	
62	63	clear → rusty red Fe inclusions in a strongly silicified fg. sst. - tr. fresh pyr. - rest oxidised sulphides as pockets/veinlets.	sst	"	"		tr. pyr.	274250	62	63	0.34	0.32
63	64	Silicified fg quartzose sst. with tr. fresh fg. clots of pyr., rest as bl. red weath. sulphide (0.5% total?)	sst	"	"		tr. pyr.	274251	63	67	0.03	
64	65	Clear/faint gm silicified quartzose fg. sst. with 0.5% total red/bn weath. Fe staining / tr. qtz	sst	Med	"	tr.						
65	66	v.p.bn - vitreous, bl. silicified f.g. quartzose sst. with up to 2-3% Fe oxide as veinlets and coats	sst	Med/G	"							
66	67	v.p.bn weath. fg sst with 4-5% milky euhedral qtz with bl. oxide assoc. v.minor faulting.	sst	Good	Dampish	4-5%						
67	68	Predom. v.p.bn/orange weath fg. sst. + minor sl./minor oxide coatings.	sst	"	Dry.			274252	67	71	0.04	
68	69	v.p.bn weath fg sst., 2-3% milky qtz <10mm, v.minor faulting, v.minor Fe staining + oxide coats.	sst	"	"	2-3%						
69	70	v.p.bn silty v.fg. sst., tr. bl. oxide surfaces.	sst	"	Dampish							
70	71	org. Fe stained vitreous silicified f+mg quartzose sst., + some bl. Fe patches.	sst	Med	Dampish							
71	72	vitreous pale silicified fg. quartzose sst. with minor bl. bn Fe stained veinlets + tr. qtz veinlets	sst	Good	"	tr.		274253	71	75	<0.02	
72	73	Predom. v.p.bn sl. + 3-5% mg qtz sst. v.minor bl. oxide fracture patches. ≈ 1% milky qtz	sl	"	Dry	1%						
73	74	Colour as for 71-72 - f+mg qtz sst., some bl. oxide patches.	sst	"	"							
74	75	Mg. qtz sst. as above. v.minor Fe staining.	sst	"	"							

EUREKA GOLD MINES NL RC Hole LSRC 7 ...cont...

LOG & ASSAYS

Depth from	metres to	Descriptive Log	lithology	rec %	moisture	%qtz	%sulp	Sampling No#	from	to	Assays	
75	76	Predom. whitish g. f+mg sst. with weath	sst	Good	dry.			274254	75	77	<0.02	
		red/lm fine sulphide (1%) + min silicification										
76	77	Vitreous lt. silicified m-fg. qtz sst. 2% clear	sst	G/med	"							
		qtz (<10mm) with some red/lm Fe stains.										
77	78	15% milky qtz with some Fe staining +	sst	G/med	"	15%		274255	77	78	0.06	
		vitreous/p.lm mg. siliceous qtz sst.						274256	STANDARD.		3.44	3.53
78	79	Vitreous p.gm mg. silicified qtz sst. + 20%	sst	Good	Damp	20%		274257	78	79	0.14	
		Fe stained surfaces of milky qtz <15mm										
79	80	10% milky qtz <15mm in mg sst. with some	sst	"	"	10%		274258	79	80	0.02	
		org/lm. Fe staining + tr. lt. oxide coats. cap. on qtz										
80	81	vitreous silicified f+mg. qtz sst. with numerous	sst	"	Dry.			274259	80	84	1.58	1.59
		red/lm Fe stained fracture surfaces, v minor lt. oxide patches										
81	82	60% p.lm. - Fe stained vfg. sst + 40% pg.	sst	"	"	tr.						
		lightly spotted + v. sericitized v.fg sst. tr. milky qtz										
82	83	Predom. vitreous, silicified fg sst. as above	sst	G/med	"	tr.						
		with <2% pg. spotty sericitized sl./tr. qtz										
83	84	v.p. tan/lm. fg. sst + 20% mg dirty	sst.	Good	"							
		qtz sst. + tr. feldspar + tr. coarse mica.										
84	85	mg. qtz sst. → p.lm/vitreous minor faulting.	sst	"	"	tr.		274260	84	88	0.04	0.06
		+ oxide - Fe stains on some surfaces, tr. qtz										
85	86	dull v.lt.lm sl. v.minor Fe staining, 0.5%	sl.	"	"	0.5%						
		milky qtz										
86	87	v.p.lm/creamy mg sst., minor faulting with	sst	"	"							
		white clay coat, v.minor Fe staining.										
87	88	p.lm - grey/tan Fe stain in f-mg qtz sst.	sst	"	"	tr.						
		tr. clear qtz.										
88	89	dull lt.lm fg silty sst, tr. oxide patches +	sst	"	"			274261	88	90	<0.02	
		minor weathering on fractures.										
89	90	dull mid.lm weath fg sst with some lm	sst	"	Damp.							
		oxide coats, 15% p.gm/cream fg sst., tr. faulting										
90	91	p.greenish - v.vitreous, med. silicified fg sst. with	sst	"	Dry		1% pyr.	274262	90	91	0.71	
		approx 1% fg pyr, dissem + veinlets (fresh) in situ										

EUREKA GOLD MINES NL RC Hole LSRC 7 cont...

LOG & ASSAYS

Depth from	metres to	Descriptive Log	lithology	rec %	moisture	%qtz	%sulp	Sampling No#	from	to	Assays	
91	92	lt. silicified p.gm sl. + 5-8% milky white Fe stained with tr. coarse mica incl. on qtz / tr. fine pyr	sl.	Good	Dry.	5-8%	tr. pyr	274263	91	92	<0.02	
92	93	p.gm → dull vitreous g. lt. silicified quartzose fg. sst., tr. faulting, <0.5% mica inclusions.	sst	"	"			274264	92	93	0.10	
93	94	dull mid g. f+mg sst., 3% p.gm sst as above. 0.5% dissem. mica in dull g. sst / tr. faulting	sst	"	"			274265	93	97	<0.02	
94	95	dull mid g. fg. sst. as above.	sst.	"	"							
95	96	sst. as above with 2mm whitish gm. sericite alt on J/fracture surfaces.	sst.	"	"							
96	97	Predom. dull g. sst as above with 3% (2mm qtz) mg. sst. + <1mm lamination of whitish sl + minor spotted sl.	sst	"	"	tr.	tr					
97	98	Predom. p.gm. spotted sl. + 25% mid dull g. mg sst	sl.	"	"			274266	97	99.	<0.02	
98	99	p.gm sl., 0.5% dissem. pyr. / asp. fresh as fine x-stals, 3% milky qtz + 5% mg sst.	sl	"	"	3%	0.5%					
99	100	mg. qtz sst, 15% dull rusty lm. Fe stained sst., 5% qtz with Fe stains	sst	"	"	5%		274267	99	100	0.02	
100	101	18% qtz (milky), in p.gm mg qtz sst., v. minor Fe staining in a 2mm qtz veinlet	sst	"	"	18%		274268	100	101	<0.02	
101	102	dull g. / faint gm., v. minor faulting in fg+mg sst.	sst	"	"			274269	101	102	<0.02	
102	103	15% qtz (milky up to 8mm). in p.gm. sl. with tr. dissem. cubic pyr.	sst	"	"		tr.	274270	102	103	0.05	0.03
103	104	dull g. mg sst — 10% p.gm. sst	sst	"	"			274271	103	105	<0.02	
104	105	Dull g. fg. sst. — v. minor p.g. haloes on open fractures.	sst	"	"							
105	106											
		EOH										
106	107											

EUREKA GOLD MINES NL

RC HOLE LOG LSRC 8			
Project: LEVAN STAR			
Northing: 10002.14	Easting 10115.13	RL 482.14	Started: 30/8/94
Azimuth: 306	Dip -55	Depth 112m	Finished:
Driller PAUL HARDY			Logged by: M. WLASENKO

SURVEY DATA Camera type:

Depth	Azimuth	Dip	Depth	Azimuth	Dip

LOG & ASSAYS

Depth from	metres to	Descriptive Log	lithology	rec %	moisture	%qtz	%sulp	Sampling No#	Sampling from	Sampling to	Assays ppm
0	1	p.g-lt.bn mg quartzose sst.	sst	fair	dry.			274272	BLANK.		0.04
								274273	0	4	<0.02
1	2	p.g.-lt.bn mg. quartzose sst., 10% Fe stained.	sst	fair	dry.						
2	3	p.g.-lt.bn f→mg quartzose sst. with up to 10% vitreous qtz.	sst	"	"	≤10%					
3	4	p.g.-lt.bn f→mg quartzose sst. with up to 5% vitreous qtz.	sst	med	"	≤5%					
4	5	p.g-lt.bn f→mg quartzose sst. with up to 5% vitreous qtz / 10% Fe stained.	sst	Good	"	≤5%		274274	4	6	"
5	6	p.g-lt.bn mostly f.g. quartzose sst. with up to 15% vitreous qtz	sst	"	"	≤15%					
6	7	ylw.bn mg. quartzose sst. with Fe staining and abundant vitreous qtz (30-40%)	sst	"	"	30-40%		274275	6	7	"
7	8	pg.-lt.ylw.bn mg quartzose sst., 30% Fe stained + 10% qtz	sst	"	"	10%		274276	7	"	"
8	9	20% grey partially puggy mg. sst. + 70% pg. lt.bn mg. qtz. sst + 10% vitreous qtz	sst.	"	"	10%					
9	10	pg.-violet,bn.gr. mg. qtz sst.	sst.	"	"						
10	11	pg-lt.bn mostly Fe stained mg qtz sst. + ≈5% vitreous qtz.	sst.	med.	"	5%					

EUREKA GOLD MINES NL

RC Hole LSRC 8 cont...

LOG & ASSAYS

Depth from	metres to	Descriptive Log	lithology	rec %	moisture	%qtz	%sulp	Sampling No#	Sampling from	Sampling to	Assays	
11	12	pg. lt. bn mg. qtz. sst. + 20% qtz. (sst is 10% Fe stained).	sst	med.	dry.	20%		274277	11	13	<0.02	
12	13	pg. lt. bn mg-fg. qtz sst. with up to 20% vitreous qtz	sst.	Good	"	20%						
13	14	pg.-lt. bn mg. qtz sst. 20% Fe stained + up to 50% qtz.	sst.	"	"	≤50%		274278	13	14.	0.03	
14	15	pg-reddish ylw bn, mg. qtz. ssts., 30% Fe stained + 5% qtz	sst.	"	"	5%		274279	14	18	0.07	
15	16	pg-lt. ylw bn mg. qtz. sst.	sst.	"	"							
16	17	lt. ylw bn. mg. qtz. sst.	sst	"	"							
17	18	lt. ylw. bn - violet grey mg. qtz. sst.	sst	"	"							
18	19	As above.	sst	"	"			274280	18	22	<0.02	<0.02
19	20	p violet, grey - lt. ylw. bn. f>mg qtz. sst.	sst	"	"							
20	21	pg-pink fg. sl. (soft).	sl	"	"							
21	22	pinkish v.fg. sl. (soft), + grey v.fg sl. + minor qtz	sl	"	"	≤2%						
22	23	pg. ylw-violet gr. fg. sst., with light Fe staining.	sst	"	"			274281	22	26	0.02	
23	24	pg. violet - ylw bn. mg. qtz sst. + minor vitreous qtz	sst	"	"	tr.						
24	25	pg. mg. qtz. sst. + minor white clay assoc. with minor faulting.	sst	"	"							
25	26	pg-mg. qtz sst. + up to 10% vitreous qtz.	sst.	"	"	40%						
26	27	pg.-lt ylw bn mg. qtz sst. + minor qtz + minor oxidized sulphide bands.	sst.	"	"	tr.		274282	26	29	0.05	

EUREKA GOLD MINES NL RC Hole LSRC 8 cont... Page 3 of 8

LOG & ASSAYS												
Depth from	metres to	Descriptive Log	lithology	rec %	moisture	%qtz	%sulp	Sampling No#	from	to	Assays	
27	28	pg-lt ylw/bn mg. qtz. sst. with light Fe staining + ≤5% qtz.	sst.	good	dry.	≤5%						
28	29	pg.-lt ylw. v.fg. sl. / minor Fe staining	sl.	"	"							
29	30	pg-reddish bn mg. qtz. sst., 40% Fe stained + up to 20% vitreous qtz.	sst	"	"	≤20%		274283	29	30	0.03	
30	31	pg-whitish, mostly granular qtz grains (av 3mm) c.g. qtz sst. (minor Fe staining)	sst.	"	"	96%		274284	30	33	0.16	
31	32	pg- mg→cg. qtz. sst. / minor Fe staining	sst	"	"	80%						
32	33	pg-reddish bn mg. qtz. sst., 30% Fe stained + minor vitreous qtz.	sst.	"	"	tr.						
33	34	pg-ylw bn – f→mg. qtz sst., extensive Fe staining / + ≤15% vitreous qtz	sst.	"	"	≤15%		274285	33	36	0.07	
34	35	pg-ylw bn mostly fg. sst., light Fe staining. + up to 20% vitreous qtz.	sst	"	"	≤20%						
35	36	As above but only 10% qtz.	sst.	"	"	10%						
36	37	pg-ylw bn mg→cg. qtz sst., Fe stained. + minor bl./bn oxide coats / abundant qtz.	sst.	"	"	40%		274286	36	37	0.07	
37	38	pg-ylw bn mg. qtz. sst. Fe stained. + 20-30% vitreous qtz	sst	"	"	20-30%		274287	37	38	<0.02	
38	39	As above but only 20% qtz	sst	"	"	20%		274288	38	39	0.05	
39	40	As above	sst	"	"	20%		274289	39	40	0.21	
40	41	ylw bn, mg. qtz sst., Fe stained with 30% vitreous qtz	sst	"	"	30%		274290	40	41	0.17	0.19
								274291	STANDARD		3.43	3.63
41	42	pg-ylw bn. mg qtz sst. Fe stained with 25% vitreous qtz.	sst.	"	"	25%		274292	41	42	0.11	
42	43	pg-ylw bn mg. qtz. sst. Fe stained.	sst.	"	"			274293	42	44	0.14	

EUREKA GOLD MINES NL RC Hole LSRC8 cont... Page 4 of 8

LOG & ASSAYS												
Depth	metres	Descriptive Log						Sampling			Assays	
from	to		lithology	rec %	moisture	%qtz	%sulp	No#	from	to		
43	44	pg-ylw.lm. mg. qtz. sst., Fe stained, up to 15% vitreous qtz.	sst	good	dry.	≤15%						
44	45	pg-ylw.lm. mg. qtz. sst., Fe stained + minor lt/lm oxide coats + 20% vitreous qtz	sst.	"	"	20%		274294	44	45	0.15	
45	46	pg-ylw.lm mg. qtz. sst., Fe stained. + 10% vitreous qtz.	sst	"	"	10%		274295	45	46.	0.13	
46	47	ylw.lm. mg. qtz. sst., Fe stained + 20-30% vitreous qtz.	sst	Fair	"	20-30%		274296	46	47	0.11	
47	48	ylw.lm. mg. qtz. sst., Fe stained + minor lt./lm oxide coats + minor qtz.	sst.	Good	"	tr.		274297	47	51	0.13	
48	49	pg. violet - lt.ylw.lm. mg qtz sst., minor Fe staining + ≈5% vitreous qtz	sst.	"	"	5%						
49	50	pg - lt.ylw.lm fg-mg. sst., v. light Fe staining + up to 10% vitreous qtz.	sst	Med.	"	10%						
50	51	pg. mg. qtz. sst., v. minor Fe staining + minor vitreous qtz.	sst	Veg.ed	"	≤2%						
51	52	pg.-lt.ylw.lm. mg. qtz. sst., minor Fe staining + minor vitreous qtz.	sst.	good	"	≤1%						
52	53	pg-lt.ylw.lm. mg. qtz. sst., Fe stained + up to 10% vitreous qtz.	sst.	Med	"	≤10%		274298	51	53	0.10	
53	54	pg.-lt.ylw.lm. mg. qtz. sst., Fe stained. + minor lt./lm oxide coats. + 20% qtz.	sst.	"	"	20%		274299	53	54	0.25	
54	55	pg-lt.ylw.lm mg. qtz. sst., Fe stained. + minor lt./lm oxide coats + abundant vitreous qtz	sst	Good	"	30-40%		274300	54	55.	0.16	0.13
55	56	pg.-lt.ylw.lm. mg. qtz. sst., Fe stained + lt./lm oxide coats. + up to 20% qtz.	sst.	"	"	20%		274301	55	57	0.79	
56	57	pg.-lt. reddish.lm. mg. qtz. sst., Fe stained + minor lt./lm oxide coats + 5% vitreous qtz.	sst.	"	"	5%						
57	58	pg. - lt. ylw.lm - mg. quartzose sst., Fe stained. + minor lt./lm oxide coats on fractures + 2% qtz	sst	"	"	2%		274302	57	59	0.34	
58	59	pg.-lt.lm. mg. qtz. sst., moderate Fe staining + 10% limonite coats + 20% qtz.	sst.	Med	"	20%						

EUREKA GOLD MINES NL RC Hole LSRC8 ...cont... Page 5 of 8

LOG & ASSAYS

Depth from	metres to	Descriptive Log	lithology	rec %	moisture	%qtz	%sulp	Sampling No#	from	to	Assays	
59	60	pg.-lt.ylw.bn. mg. qtz. sst., light Fe staining + up to 15% vitreous qtz.	sst.	Good	Dry.	≤15%		274303	59	60	<0.02	
60	61	pg.-lt.ylw.bn. mg. qtz. sst., light Fe staining + up to 30% vitreous qtz.	sst	"	"	≤30%		274304	60	61	0.10	
61	62	pg-lt.ylw.bn. mg. qtz. sst., light Fe staining + 15% vitreous qtz.	sst	"	"	15%		274305	61	65	0.06	
62	63	pg-lt.ylw. mg. qtz. sst., v.light Fe staining. + minor limonite coats	sst	"	"							
63	64	pg-lt.bn. mg. qtz. sst., v.light Fe staining	sst	"	"							
64	65	g. mg. quartzofeldspathic sst., + minor white clay assoc. with minor faulting.	sst.	"	"							
65	66	g. mg. quartzofeldspathic sst., 15% Fe stained and assoc. with 10-15% vitreous qtz	sst.	"	"	10-15%		274306	65	69	0.02	
66	67	g. mg. quartzofeldspathic sst., light Fe staining (10%), + up to 10% vitreous qtz.	sst	"	"	≤10%						
67	68	g. mg. quartzofeldspathic sst., minor strong Fe staining (10%) + 5% vitreous qtz	sst	"	"	5%						
68	69	g. mg. quartzofeldspathic sst + some cg sst. (sst occas. puggy)., minor chl. + 5% qtz	sst.	"	"	5%						
69	70	g. fg-mg qtz sst. + gn chloritic sl. + up to 2% vitreous qtz.	sst.	"	"	≤2%		274307	69	71	<0.02	
70	71	mostly pg.gn v.fg. sl., + g. qtz sst. + minor white clay assoc. with minor faulting.	sl.	"	"							
71	72	pg.gn v.fg. sl. with minor chl. flakes 30% vitreous qtz., minor Fe staining	sl	"	"	30%		274308	71	72	"	
72	73	pg. mg. qtz. sst., + minor pg.gn v.fg. sl., up to 30% qtz + assoc. Fe staining	sst.	"	"	30%		274309	72	73	"	
73	74	As above + abundant qtz. + tr. dissem. asp	sst	"	"	50%	tr.	274310	73	74	0.02	<0.02
74	75	Mostly gr. mg. sst. + pg.gn v.fg. sl. + gn chl flakes., up to 5% vitreous qtz	sst	"	"	5%	tr.	274311	74	76	<0.02	

EUREKA GOLD MINES NL RC Hole LSRC 8 ...cont...

LOG & ASSAYS

Depth from	metres to	Descriptive Log	lithology	rec %	moisture	%qtz	%sulp	Sampling No#	from	to	Assays	
75	76	gr. mg. sst + pg.gm chloritic vfrg sl. + 5% vitreous qtz + tr. dissem asp.	sst/sl	Good	Dry.	5%	tr.					
76	77	pg.gm chloritic v.frg. sl., + 30-40% vitreous qtz + minor Fe staining.	sl	Med	"	30-40%		274312	76	77	0.30	
77	78	pg.gm mostly chloritic v.frg. sl., + up to 8% vitreous qtz.	sl.	Good	"	≤8%		274313	77	80	0.02	
78	79	Mostly pg.gm chloritic v.frg. sl., + minor gr. mg. sst. + tr. vitreous qtz	sl.	Vgood	"	tr.						
79	80	pg.gm chloritic v.frg. sl. + gr. mg. sst. + v. minor vitreous qtz.	sl. sst.	Good	"	tr.						
80	81	pg.gm. mg. silicified sst. + up to 30% vitreous qtz. + minor white fault assoc. clay + tr. asp.	sst	"	"	≤30%	tr.	274314	80	81	<0.02	
81	82	pg.gm fg. sl. (chloritic + spotted), 20-30% vitreous qtz. + tr. pyr + asp. (dissem.)	sl.	"	"	20-30%	tr.	274315	81	82	0.09	
								274316	STANDARD.		3.18	3.39
82	83	pg.gm. v.frg chloritic sl., minor fractures with minor white clay.	sl	"	"			274317	82	84	0.09	
83	84	pg.gm v.frg. chloritic sl., up to 40% vitreous qtz. + tr. dissem. pyr + asp.	sl	"	"	≤40%	tr.					
84	85	pg.gm mg. chloritic silicified sst., + tr. dissem. pyr. + minor qtz.	sst	"	"	tr.		274318	84	85	0.18	
85	86	pg.gm mg. sst. (chloritic + silicified) + tr. dissem pyr. + pg.gm. v.frg chloritic sl.	sst/sl	Vgood	"		tr.	274319	85	87	<0.02	
86	87	pg.gm. v.frg. spotted chloritic sl., partially Fe stained + up to 25% vitreous qtz.	sl.	"	"	≤25%	tr.					
87	88	Mostly pg.gm. v.frg chloritic silicified sst + v.frg. sl./10% Fe stained + minor vitreous qtz.	sst	Good	"	tr.		274320	87	89.	<0.02	<0.02
88	89	pg. mg. silicified sst., minor chl alt. → 5% Fe stained.	sst	Poor	Wet							
89	90	pg.gm mg. silicified sst., 50% Fe stained. with 30-40% vitreous qtz.	sst.	Vgood	dry.	30-40%		274321	89	90	0.17	
90	91	pg. mg. silicified sst., 40% Fe stained. + up to 10% vitr. qtz.	sst	Good	dry	≤10%		274322	90	91	0.06	

EUREKA GOLD MINES NL RC Hole LSRC8 cont...

LOG & ASSAYS

Depth from	metres to	Descriptive Log	lithology	rec %	moisture	%qtz	%sulp	Sampling No#	from	to	Assays	
91	92	pg.gm f→mg silicified sst., also minor spotted sl. (gm) + 50% vitreous qtz + tr. dissem. pyr.	sst.	Good	dry	50%	tr.	274323	91	92	0.05	
92	93	pg.gm f→mg silicified sst., v. minor Fe staining + tr. dissem. pyr. + minor vitr. qtz.	sst.	"	"	tr.	tr.	274324	92	96	5.22	
93	94	d.g.-gm v.fg. sl. + minor pg. sl. / minor vitreous qtz. + minor puggy clay. (sheared)	sl.	Vgood	damp.	tr.						
94	95	pg.gm mg. silicified sst.	sst.	good	wet.							
95	96	Mostly pg.gm silicified mg. sst., minor v.fg. sl. → 20% Fe stained / 10% qtz + tr. pyr.	sst.	"	dry	10%	tr.					
96	97	pg. lt. bn-ylw silicified mg. sst., pervasive Fe staining + up to 15% qtz	sst.	Vgood	"	≤15%		274325	96	98	0.56	
97	98	red/bn mg. silicified sst., pervasive Fe staining.	sst	"	"							
98	99	pg.gm mg silicified sst., ext. Fe staining / up to 10% vitr. qtz + tr. dissem. pyr.	sst	"	wet	≤10%	tr.	274326	98	100	0.37	
99	100	pg.-red/bn mg silicified sst., ext. Fe staining. + tr. dissem. pyr.	sst.	good	"		tr.					
100	101	pg.-red/bn mg silicified sst., 40% Fe stained + 10% qtz + tr. dissem. pyr.	sst.	poor	"	10%	tr.	274327	100	102	0.39	
101	102	pg. mg silicified sst., 20% Fe stained 5% vitreous qtz. + tr. dissem. pyr.	sst.	Vgood	dampish	5%	tr.					
102	103	pg- mg silicified sst., 30% Fe stained 20% vitreous qtz	sst.	good	wet.	20%		274328	102	103	5.94	
103	104	pg. mg silicified sst., minor Fe staining, minor vitr. qtz.	sst.	Vgood	dry	2%		274329	103	106	3.21	3.30
104	105	pg. mg. silicified sst., 15% Fe stained assoc. with 15% qtz + tr. dissem. pyr.	sst.	good	wet.	15%	tr.					
105	106	pg- mg. silicified sst., 10% Fe stained. assoc. with 10% vitr qtz + tr. dissem. pyr.	sst.	"	"	10%	tr.					
106	107	pg.gm mg. silicified sst. / some minor chl. alt. / some very minor Fe staining.	sst.	poor	wet/dry			274330	106	108	0.18	0.21

EUREKA GOLD MINES NL RC Hole LSRC 8 cont... Page 8 of 8

LOG & ASSAYS

Depth from	metres to	Descriptive Log	lithology	rec %	moisture	%qtz	%sulp	Sampling No#	Sampling from	Sampling to	Assays	
107	108	pg. mg silicified sst., 30% lt.bn weathered. tr. dissem pyr. pervasive.	sst.	good	wet.		tr.					
108	109	pg. occas. greenish mg. silicified sst., 15% highly weathered / minor pyr. veinlets <2mm	sst.	med	wet.		tr	274331	108	112	<0.02	
109	110	pg. greenish mg. silicified sst (v. minor Fe staining / minor vitreous qtz.	sst	med	wet.	tr.						
110	111	pg. gm mg silicified sst., + pg. v.fg. sl. with green chl flakes. + min. Fe staining + min vitr. qtz.	sst	good	wet.	tr.						
111	112	pg. gm mg silicified sst + pg. gm spotted sl. / tr. dissem. pyr. + asp. pervasive.	sst.	good	dry	1%	tr.					
112	113	minor vitr. qtz										
113	114											
114	115											
115	116											
116	117											
117	118											
118	119											
119	120											
120	121											
121	122											
122	123											

EUREKA GOLD MINES NL

RC HOLE LOG LSRC9			
Project: LEVAN STAR.			
Northing: 10042·32	Easting 10052·43	RL 474·93	Started: 31/8/94
Azimuth: 306	Dip -60	Depth 73	Finished: 1/9/94
Driller PAUL HARDY.			Logged by: M. WLASENKO

SURVEY DATA Camera type:

Depth	Azimuth	Dip	Depth	Azimuth	Dip

LOG & ASSAYS

Depth from	metres to	Descriptive Log	lithology	rec %	moisture	%qtz	%sulp	Sampling No#	Sampling from	Sampling to	Assays ppm
0	1	lt. reddish, lm mg. sst (weathered) / Fe stained.	sst.	poor	dry.			274332	BLANK.		<0·02
								274333	0	1	0·13
1	2	med, reddish, lm weathered mg. sst. / ext Fe staining + minor vitreous qtz	sst.	Fair	dry.	≤1%		274334	1	2	0·08
2	3	med. reddish, lm weathered mg. sst. / ext Fe staining / minor vitr. qtz. / minor lt. lm fg sl.	sst.	good	dry	≤1%		274335	2	6	<0·02
3	4	lt. ylw. lm weathered mg. sst / Fe stained + ≤5% pg. puggy sheared material / min. qtz	sst.	vgood	dry	≤1%					
4	5	p. violet gr. weathered fmg sst. (quartzose)	sst.	vgood	dry						
5	6	lt. ylw lm + violet weathered mg. quartzose sst. / minor vitreous qtz.	sst.	vgood	dry	tr.					
6	7	pg. lt. lm + violet weathered fcg quartzose sst. / light Fe staining / minor qtz.	sst.	vgood	dry	tr.		274336	6	10	<0·02
7	8	reddish, violet, lm weathered mg. qtz sst / ext Fe staining / minor qtz.	sst.	vgood	dry.	≤1%					
8	9	v. lt. lm + violet, gr. weathered fmg qtz. sst. / minor qtz.	sst.	vgood	dry	tr.					
9	10	lt. lm + violet, gr. weathered fg sl. / light Fe staining.	sl.	vgood	dry.						
10	11	v. lt. lm weathered (light) fg sl. / minor Fe staining / up to 5% vitreous qtz.	sl.	vgood	dry	≤5%		274337	10	14	"

EUREKA GOLD MINES NL RC Hole LSRC9 cont...

LOG & ASSAYS

Depth from	metres to	Descriptive Log	lithology	rec %	moisture	%qtz	%sulp	Sampling No#	from	to	Assays	
11	12	lt.bn + violet gr. weathered f/mg sst. / light Fe staining.	sst.	V.good	dry.							
12	13	ylw.bn + violet red weathered mg. sst. / ext. Fe staining (strong).	sst.	V good	dry.							
13	14	lt. violet gr. + ylw.bn weathered mg. quartzose sst. / partial Fe staining / white clay (minor)	sst.	good	dry.							
14	15	p.violet gr. mg. quartzose sst. / minor Fe staining + minor vitr. qtz.	sst.	good	dry.	tr.		274338	14	18.	<0.02	
15	16	As above.	sst.	V.good	dry.	≤2%						
16	17	p.ylw.violet bn mg. quartzose sst. / light pervasive Fe staining + minor vitr. qtz	sst.	good	dry.	tr.						
17	18	lt.bn - d.bn m/cg quartzose sst. / mostly light Fe staining, 10% heavy Fe staining	sst.	good	dry.							
18	19	As above + minor qtz + limonite.	sst.	good	dry	tr.		274339	18	22	0.07	
19	20	v.lt.bn m/cg slaty quartzose sst., very minor Fe staining	sst.	V.good	dry.							
20	21	v lt.bn m/cg slaty quartzose sst. / 20% Fe stained + minor limonite.	sst.	V.good	dry.							
21	22	v.lt.violet bn m/cg slaty quartzose sst/sl 20% with light Fe staining.	sst/sl.	V.good	dry.							
22	23	v.lt.gr. + red bn v/cg sl. / 10% Fe stained + minor vitr. qtz	sl.	V.good	dry.	tr.		274340	22	24	0.10	0.14
23	24	v.lt.gr + red bn mostly v/cg sl. / up to 5% vitr. qtz, 10% Fe stained.	sl.	V.good	dry.	≤5%		274341	STANDARD.		3.35	3.69
24	25	v.lt.gr. puggy clay (70%) + 30% Fe stained vitr. qtz.	sl.	V.good	dry	30%		274342	24	25	<0.02	
25	26	p.ylw.bn m/cg sst. / ext Fe staining in up to 20% vitr. qtz. / + 20% puggy clay.	sst.	V.good	dry	≤20%		274343	25	26	0.07	
26	27	ylw.bn m/cg sst. / ext Fe staining / up to 20% vitr. qtz.	sst	V.good	dry	≤20%		274344	26	27	1.0	1.98

EUREKA GOLD MINES NL RC Hole LSRC9 ..cont... Page 3 of 5

LOG & ASSAYS												
Depth from	metres to	Descriptive Log	lithology	rec %	moisture	%qtz	%sulp	Sampling No#	from	to	Assays	
27	28	p.gr., 40% Fe stained silicified mg.sst. up to 5% vitr. qtz.	sst.	v.good	dry	≤5%		274345	27	29	3.64	3.36
28	29	ylw-bn. mg silicified sst. / ext Fe staining + minor vitr. qtz.	sst.	med	dry.	tr.						
29	30	pgr. + red,ylw,bn. silicified mg. sst. 30% Fe stained / up to 3% vitr. qtz. / tr. disem asp.	sst.	good	dry	≤8%	tr. asp.	274346	29	33	2.41	2.34
30	31	pgr + mauve mg. silicified sst. → 60% Fe stained. / ≤5% vitr. qtz.	sst.	good	dry.	≤5%						
31	32	As above	sst.	good	dry.	≤5%						
32	33	v.lt. pinkish gr. mg. silicified sst. → 30% Fe stained.	sst.	good	dry.							
33	34	v.lt. bn-gry mfg slaty sst. → 30% Fe stained. + minor vitr. qtz.	sl/sst.	good	dry	tr.		274347	33	37	0.11	
34	35	As above.	sl/sst.	good	dry.	tr.						
35	36	v.lt. violet, bn fg-mg sl + sst. → light Fe staining ; minor limonite.	sst/sl.	good	dry.							
36	37	lt. violet, bn mg sst. → light Fe staining minor white clay material on fault surfaces	sst.	good	dry.							
37	38	v pgr. + lt. pinkish bn. vfg sl. → 30% with light Fe staining.	sl.	good	dry.			274348	37	41	<0.02	
38	39	As above + up to 8% vitr. qtz.	sl.	good	dry.	≤8%						
39	40	gr. vfg sl.	sl.	v.good	dry.							
40	41	gr. vfg sl + up to 5% vitr. qtz.	sl	good	dry	≤5%						
41	42	gr. vfg sl + 40% grey mg. sst. + 10% vitr. qtz. (Fe stained).	sl/sst.	v.good	dry.	10%		274349	41	45	<0.02	
42	43	gr - p.bn.gr. fg sst → sl / moderately fractured with assoc. Fe staining (20%)	sst/sl.	good	dry							

EUREKA GOLD MINES NL RC Hole LSRC9 ...cont... Page 4 of 5

LOG & ASSAYS												
Depth from	metres to	Descriptive Log	lithology	rec %	moisture	%qtz	%sulp	Sampling No#	from	to	Assays	
43	44	gr. vfg. sl., → 10-20% Fe stained → assoc. with fractures.	sl.	good	dry.							
44	45	gr. vfg sl.	sl.	v.good	dry.							
45	46	gr.-greenish gr. vfg. sl. → 50% chl.alt. + minor vitreous qtz.	sl.	v.good	dry.	≤1%		274350	45	47	0.06	0.05
46	47	pg-gm. chloritic sl. → 30-40% Fe stained. + 15-20% vitr. qtz.	sl.	good	dry.	15-20%						
47	48	pg-gm chloritic vfg sl. → v.minor Fe staining / minor qtz / tr. dissem. asp.	sl.	good	dry.	tr.	tr.asp.	274351	47	48	0.13	0.15
48	49	pg-gm chloritic vfg. sl. with tr. dissem. asp. - throughout.	sl	v.good	dry.	[illegible]	tr.asp	274352	48	49	1.06	
49	50	pg-apple gm. chloritic vfg sl. + 10% gr. puggy clay. + abundant qtz + tr. dissem asp.	sl.	v.good	dry.	30-40%	tr.asp.	274353	49	50	0.27	
50	51	pg-apple gm. chloritic vfg. sl. + 5% puggy clay / 30-40% qtz / dissem. asp throughout.	sl.	v.good.	dry.	30-40%	tr.asp.	274354	50	51	1.64	1.69
51	52	pg-gm chloritic vfg. sl. / up to 5% vitr. qtz + tr. dissem. asp.	sl.	v.good	dry	≤5%	tr.asp.	274355	51	53	0.19	
52	53	gr. → pg.gm. mostly chloritic vfg. sl. / 5-10% vitr. qtz. + tr. dissem. asp.	sl.	good.	dry	5-10%	tr.asp					
53	54	gr.-pg.gm chloritic vfg sl. / up to 20% vitr. qtz. + tr. dissem. asp.	sl.	v.good	dry.	≤20%	tr.asp.	274356	53	55	<0.02	
54	55	gr.-pg.gm chloritic vfg. sl. / 20% vitr. qtz. / tr. dissem. asp.	sl.	v.good	dry.	20%	tr.asp.					
55	56	v.pyr. gm chloritic sl. / up to 10% vitr. qtz. / tr. asp.	sl.	v.good	dry.	≤10%	tr.asp.	274357	55	57	0.03	
56	57	pg-gm chloritic vfg sl. / with minor vitr. qtz + tr dissem. asp.	sl.	v.good	dry.	tr.	tr.asp.					
57	58	gr.-slightly gm f/mg silicified sst. / minor vitr. qtz.	sst.	v.good	dry.	tr.		274358	57	58	0.02	
58	59	gr.-pg.gm silicified mg sst. / minor qtz / up to 1% crystalline asp. / minor gr. puggy clays	sst.	poor	damp.	tr.	≤1% asp	274359	58	59	0.05	

EUREKA GOLD MINES NL RC Hole LSRC9 cont...

LOG & ASSAYS

Depth from	metres to	Descriptive Log	lithology	rec %	moisture	%qtz	%sulp	Sampling No#	from	to	Assays	
59	60	gr. silicified mg sst. + minor gm silicified chl. alt. sst / tr. dissem. asp.	sst.	v.good	dry.		tr.asp.	274360	59	60	0.03	<0.02
60	61	gr. silicified mg. sst.	sst.	v.good	dry.			274361	60	63	0.02	
61	62	As above.	sst	v.good	dry.							
62	63	gr.-pg.gm silicified mg.sst. / some polished fault surfaces with chl coatings.	sst	v.good	dry.							
63	64	pg-gm chloritic sl. + chl coated fault surfaces + ≤30% qtz + tr. stibnite	sl.	v.good	dry.	≤30%		274362	63	64.	0.12	
64	65	gr.-gr.gm silicified mg. sst. + minor vitr. qtz.	sst	v.good	damp	tr.		274363	64	68	0.08	
65	66	gr-gr.gm. silicified mg. sst. / minor pg.gm chl. sl. + minor vitr. qtz + tr. dissem. asp.	sst.	v.good	dry.	≤1%	tr.asp.					
66	67	g-gr.gm. mfg. sst → fg sl. / minor chl coated fault surfaces. + tr. qtz.	sst/sl	good	damp.	tr.						
67	68	gr.gm. silicified mfg sst., with minor chl coated fault surfaces.	sst.	good	dry.							
68	69	gr. mfg silicified sst., + pg.gm chl. sl. / minor vitr. qtz + tr. asp.	sst.	v.good	dampish	tr.	tr.asp.	274364	68	70	0.14	
69	70	gr. mg. silicified sst., + pg.gm chl. sl. / abundant chl coated fault surfaces / 10% qtz.	sst.	v.good	dry.	10%						
70	71	gr. mg. sst. + pg.gm. vfg. chl sl. / minor vitr. qtz.	sst.	med	damp	tr.		274365	70	73	0.07	
71	72	As above but with up to 2% qtz.	sst.	good	dampish	≤2%						
72	73	gr. mg. sst., + pg.gm vfg chl. sl., approximately 5% vitr. qtz.	sst/sl	good	wet.	5%						
73	74	EOH										
74	75											

EUREKA GOLD MINES NL

RC HOLE LOG LSRC 10			
Project: LEVAN STAR.			
Northing: 10039.13	Easting 10007.61	RL 470.10	Started: 3/9/94
Azimuth: 306	Dip -55	Depth 112	Finished: 4/9/94
Driller ALLAN HARVEY			Logged by: M. WLASENKO

SURVEY DATA Camera type:

Depth	Azimuth	Dip	Depth	Azimuth	Dip

LOG & ASSAYS

Depth from	metres to	Descriptive Log	lithology	rec %	moisture	%qtz	%sulp	Sampling No#	from	to	Assays ppm	
0	1	weathered lt.violet.gr. +ylw.bn mg.sst. /20% vitreous qtz.	sst.	poor	dry.	20%		274366	BLANK		0.02	
								274367	0	1	<0.02	
1	2	weathered lt.violet gr. mg.sst. / 10% vitr. qtz.	sst.	poor	dry.	10%		274368	1	2	0.10	
2	3	weathered lt.violet gr. mg. sst. / 5% vitr. qtz. / some Fe staining	sst.	poor	dry.	5%		274369	2	3	0.19	
3	4	weathered mauve +ylw.bn mg. sst. → some Fe stained + up to 2% vitr. qtz.	sst.	poor	dry	≤2%		274370	3	4	0.02	<0.02
4	5	weathered mauve +ylw.bn mg. sst. / some Fe stained + up to 5% vitr. qtz.	sst.	med	dry	≤5%		274371	4	6	0.03	
5	6	weathered lt.mauve – lt.ylw.bn mg.sst. moderately Fe stained +up to 20% qtz.	sst.	med	dry.	≤20%						
6	7	weathered lt.mauve +lt.bn. mg. sst. + minor vitr. qtz.	sst.	med	dry.	tr.		274372	6	8	0.05	
7	8	v. pgr-gm +lt.ylw.bn mg. quartzose sst. / v. minor chl coated fault surfaces / minor Fe staining / 3% qtz.	sst.	fair	dry.	3%						
8	9	lt.ylw.gr. mg. quartzose sst. / light Fe staining / minor qtz. / minor Ferruginous zones.	sst.	poor	dry	tr.		274373	8	9	0.21	
9	10	v pgr. +p.ylw.bn mg. quartzose sst. / minor vitr. qtz.	sst.	good	dry	2%		274374	9	13	0.62	
10	11	lt.ylw.bn. mg quartzose sst. (weath.) + v. minor Fe staining.	sst.	good	dry.							

EUREKA GOLD MINES NL RC Hole LSRC 10 cont...

LOG & ASSAYS

Depth from	metres to	Descriptive Log	lithology	rec %	moisture	%qtz	%sulp	Sampling No#	from	to	Assays	
11	12	v.pgr. + lt.ylw.bn mfg quartzose sst., partially weathered. 15% Fe staining.	sst.	good	dry.							
12	13	As above	sst.	good	dry.							
13	14	creamy lt.bn. fg. sst., variably lightly weathered, with minor Fe staining.	sst.	good	dry.			274375	13	14	0.03	
14	15	lt.violet.gr. lightly weathered fg sl., fine (<1mm) Fe rich bands. / + 10% puggy clay	sl.	good	dry.			274376	14	15	0.06	
15	16	lt.violet.gr. lightly weathered mg. sst., minor fine Fe veinlets / minor puggy clay / minor qtz	sst	good	dry.	tr.		274377	15	16	<0.02	
16	17	mauve + ylw mg. sst. / abundant polished fault surfaces + minor qtz.	sst.	good	dry	tr.		274378	16	17	0.03	
17	18	mauve + ylw mg. sst. / some chl. coated polished fault surfaces / minor qtz.	sst.	good	dry.	tr.		274379	17	19	0.06	
18	19	lt.bn + mauve weathered mg. sst. / upto 5% vitr. qtz.	sst.	good	dry.	≤5%						
19	20	mauve mg. sst., with minor qtz.	sst.	good	dry	tr.		274380	19	21	0.07	
20	21	dark mauve - red mg. sst. / pervasively Fe stained / minor vitr. qtz.	sst.	good	dry.	tr.						
21	22	dark mauve + ylw.bn. mg. sst. / Fe stained / minor vitr. qtz.	sst.	good	dry.	tr.		274381	21	25	2.64	2.30
22	23	v.pgr + lt.bn mfg sst. / lightly weathered + minor vitr. qtz.	sst.	good	dry.	tr.						
23	24	v.pgr. + violet.gr. + lt.ylw.bn. mfg weathered sst. with light Fe staining.	sst.	good	dry.							
24	25	ylw.bn weathered mfg sst. → 20% Fe stained + 5% vitr. qtz	sst.	good	dry	5%						
25	26	v.pgr. + ylw.bn. partially weathered mfg. sst., v.minor vitr. qtz.	sst.	good	dry	tr.		274382	25	28	4.24	3.96
26	27	v.pgr partially weathered mg silicified sst. → 10% Fe stained.	sst.	good	dry							

EUREKA GOLD MINES NL RC Hole LSRC 10 cont... Page 3 of 8

LOG & ASSAYS												
Depth from	metres to	Descriptive Log	lithology	rec %	moisture	%qtz	%sulp	Sampling No#	from	to	Assays	
27	28	v. pgr. partially weathered, silicified mg. sst. → 10% Fe stained + 5% vitr. qtz	sst.	good	dry.	5%						
28	29	ylw. wh. + mauve weathered mg. sst. / abundant fractures → Black oxide coats / some puggy clay / minor qtz.	sst.	good	dry.	tr.		274383	28	29	0.10	
29	30	v. pgr. lightly weathered & mod. Fe stained mg. sst. + minor vitr. qtz.	sst.	good	dry	tr.		274384	29	32	0.11	
30	31	v. pgr lightly weathered soft mg. sst. / minor vitr. qtz.	sst.	good	dry	tr.						
31	32	v pgr. + mauve + ylw mg sst. / abundant fracture surfaces + minor highly silicified zones.	sst.	good	dry.							
32	33	v. pgr. + d. bn mg. sst. / abundant fractures + up to 20% vitr. qtz. / strong Fe staining	sst	good	dry.	<20%		274385	32	33	0.07	
33	34	p. gr. mg. sst. / 15% strong Fe staining 10% vitr qtz.	sst.	good	dry.	10%		274386	33	34	0.07	
34	35	gr. lightly weathered mg. quartzose sst. / several polished fault surfaces / 8% qtz	sst.	med	dry.	8%		274387	34	38	0.05	
35	36	gr. moderately weathered mg. quartzose sst. / minor clayey material.	sst.	good	dry							
36	37	As above but greater weathering due to more extensive fracturing	sst.	good	dry.							
37	38	gr. mg. quartzose sst. → lightly weathered / 10% fractured → assoc. white clay.	sst.	good.	dry.							
38	39	gr. mg. quartzose sst. → v. light weathering assoc. with faults → chl. coated. / 5% qtz	sst.	good	dry.	5%		274388	38	42	<0.02	
39	40	As above – sst contains muscovite. / minor qtz veins (5%) / chl coated fault surfaces	sst.	good	dry.	5%						
40	41	gr. mg. sst. → minor chl. alt. / several chl coated fault surfaces / minor silicification.	sst	good	dry			274389	STANDARD		3.84	3.54
41	42	gr. mg. sst. → minor chl. alt. + minor chl coated fault surfaces.	sst.	good	dry.							
42	43	gr. mg. sst. → as above.	sst.	good	dry.			274390	42	46	<0.02	<0.02

EUREKA GOLD MINES NL RC Hole LSRC 10 cont... Page 4 of 8

LOG & ASSAYS

Depth from	metres to	Descriptive Log	lithology	rec %	moisture	%qtz	%sulp	Sampling No#	from	to	Assays	
43	44	gr. mg. sst. → minor chl alt. / minor chl. coated fault surfaces / minor qtz.	sst.	good	dry.	tr.						
44	45	gr. mg. sst. → with silicification assoc. with fracturing. + chl coats on fault surfaces.	sst.	good	dry.							
45	46	As above — some silicification shows intense green chl. colouration.	sst	good	dry.							
46	47	gr.-pgr.gm mg. sst. → 50% silicified + chl alt., 10% qtz, tr. asp.	sst.	good	dry.	10%	tr. asp	274391	46	47	0.03	
47	48	gr. mg. sst. with v. minor silicification + minor chl. coated fault surfaces.	sst.	good	dry.			274392	47	51	<0.02	
48	49	gr. mg. sst. → minor silicification assoc. with chl. alt. / minor chl coated fault surfaces.	sst.	good	dry.							
49	50	gr. and occasionally grgrn mg. sst. / minor polished fault surfaces.	sst.	good	dry.							
50	51	As above	sst	good	dry							
51	52	gr. mg. sst. → abundant chl coated polished fault surfaces / minor silicification	sst.	good	dry.			274393	51	55	<0.02	
52	53	gr.-pgr.gm. mg sst., 10-15% silica-chl alt. / minor vitr. qtz.	sst.	good	dry	tr.						
53	54	gr.gm mg. sst. → light-mod silica-chl. alt / v. minor chl coated polished fault surfaces	sst.	good	dry.							
54	55	gr. - pg.gm. mg. sst. → 20% mod-ext silica-chl. alt. / minor polished fault surfaces	sst.	good	dry.							
55	56	As above but with minor vitreous qtz	sst.	good	dry.	<2%		274394	55	57	0.02	
56	57	pgr.gm silicified mg. sst. / several chl grade coated fracture surfaces / up to 5% vitr. qtz	sst.	good	dry.	<5%						
57	58	gr.gm. partially silicified mg sst / minor chl. alt / 20% chl. coated fault surfaces / min. vitr. qtz	sst	good	dry.	<2%		274395	57	59.	<0.02	
58	59	gr.gm partially silicified mg sst / minor chl. alt. / 5% org clay material.	sst.	good	dry.							

EUREKA GOLD MINES NL RC Hole LSRC 10 cont... Page 5 of 8

LOG & ASSAYS												
Depth	metres	Descriptive Log						Sampling			Assays	
from	to		lithology	rec %	moisture	%qtz	%sulp	No#	from	to		
59	60	gr.-pgr.gm mg.sst. → 20% silica chl. alt. / several chl. coated fault surfaces.	sst.	good	dry.			274396	59	63	<0.02	
60	61	pgr.gm. silicified mg.sst. / mod. chl. alt. / several chl. coated fault surfaces / tr. pyr.	sst.	good	dry		tr. pyr.					
61	62	gr.gm moderately silicified mg.sst. / minor vitr. qtz / several chl coated fault surfaces / min. Fe staining.	sst.	good	dry.	≤2%						
62	63	gr.gm. mod. silicified mg.sst. / mod. chl. coated fault surfaces / mod. chl alt. / min. qtz. / tr. stibnite	sst.	good	dry.	≤3%						
63	64	gr.gm. → pgr.gm mg.sst. / mod-ext silica chl. alt. / several chl. coated polished fault surfaces / 8% qtz	sst.	good	dry.	8%		274397	63	67	0.02	
64	65	pgr.gm. mod. silicified mg. sst. / 15% ext. silica-chl. alt. / mod. fracturing → chl. coats / min. qtz.	sst.	good	dry	≤1%						
65	66	gr. → pg.gm. mod. silicified mg.sst. / mod. fracturing → chl. coats.	sst.	good	dry.							
66	67	grey → gr.gm. mod. silicified mg.sst. / light-mod. fracturing → chl. coats / 4% vitr. qtz	sst.	good	dry.	4%						
67	68	pgr → vpgr.gm silicified mg. sst. / 5% ext. chl. alt. / 10-15% qtz /	sst.	good	dry.	10-15%		274398	67	68	<0.02	
68	69	pgr. → v.pgr.gm silicified mg. sst. / 20% ext silica-chl. alt. / 20% vitr. qtz.	sst.	good	dry.	20%		274399	68	69	0.09	
69	70	pgr.gm. mod. silicified mg. sst. / mod. silica-chl alt. / mod. fracturing	sst	good	dry.			274400	69	70	<0.02	<0.02
70	71	gr.gm. mg. sst. → light-mod chl. alt. / up to 30% clean white qtz. / tr. pyr. / chl coats on faults.	sst.	med	wet.	≤30%	tr. pyr.	274401	70	71	"	
71	72	gr.gm mg.sst. / minor chl. alt. / minor silicification / 5% vitr. qtz. / tr. asp.	sst	good	damp	5%	tr. asp.	274402	71	72	"	
72	73	gr.gm mg. sst. + v.pgr.gm spotted sl. mod. chl. alt. / 10% clean white qtz.	sst.	good	dry	10%		274403	72	73	"	
73	74	gr. + gr.gm mg. sst. → 30% silicified with chl. alt + chl. coats fault surfaces / 5% vitr. qtz	sst	good	dry	5%		274404	73	75	0.05	
74	75	gr. + gr.gm mg. sst. → 10% silicified + chl. alt. / minor chl. coated faults / 5% vitr. qtz	sst.	good	dry.	5%						

EUREKA GOLD MINES NL RC Hole 5RC10 cont...

LOG & ASSAYS

Depth from	metres to	Descriptive Log	lithology	rec %	moisture	%qtz	%sulp	Sampling No#	Sampling from	Sampling to	Assays	
75	76	gr. + gr.gm. mg. sst. → 5% silica-chl. alt. / minor chl. coated faults / 2% qtz.	sst.	good	dry	2%		274405	75	79	0.04	
76	77	d.gr. + gr.gm hard mg sst. / 5% silica-chl. alt. / mod. fracturing / min. vitr. qtz	sst.	med	wet.	tr.						
77	78	As above but no qtz.	sst.	good	dry							
78	79	gr. + gr.gm hard mg. sst., → minor silica-chl. alt. / up to 3% qtz. / tr. pyr.	sst.	good	dry.	3%	tr.pyr					
79	80	gr. + gr.gm. hard mg. sst. + v. minor gm spotted st. / minor silica-chl. alt / tr. vitr. qtz.	sst.	good	dry.	tr.		274406	79	82	<0.02	
80	81	gr. + gr.gm hard mg. sst. → minor silica-chl. alt. / minor vitr. qtz / tr. pyr.	sst.	good	dry	tr.	tr.pyr	274407	STANDARD		3.44	3.44
81	82	gr. + pgr.gm hard mg sst. → 15% silica-chl. alt. / minor vitr. qtz. / tr. asp.	sst.	good	dry.	<1%	tr.asp.					
82	83	gr. + pgr.gm hard mg. sst. → 15% silica chl. alt. / tr. pyr. + asp. / 5% vitr. qtz	sst.	good	wet.	5%	tr.pyr+asp	274408	82	83	<0.02	
83	84	gr. + gr.gm hard mg. sst. → minor silica chl. alt. / minor chl. coated fault surfaces.	sst.	good	dry.			274409	83	87	"	
84	85	gr. + pg.gm hard mg. sst. → 10% silica chl. alt. / tr. asp + pyr / 2% vitr. qtz.	sst.	good	dry.	2%	tr.asp+pyr					
85	86	gr. + pg.gm hard mg. sst. → 5% silica-chl. alt. / minor vitr. qtz.	sst.	good	dry	<1%						
86	87	gr. + v.pgr. gm hard mg. sst. → 15% silica chl. alt. + minor epidote / tr. dissem. asp + pyr	sst.	good	dry.		tr.asp+pyr					
87	88	gr. + pg.gm hard mg. sst. → 15% silica chl. alt.	sst.	good	dry.			274410	87	91	"	
88	89	gr. + vpgr.gm hard mg sst. → 15-20% silica-chl. alt. / 1% vitr. qtz. / tr. dissem. asp.	sst.	med	wet.	1%	tr.asp.					
89	90	gr. + gr.gm hard mg. sst. (occasionally pelted) minor silica-chl. alt / minor chl. coated fault surfaces	sst.	good	dry							
90	91	As above.	sst	good	dry.							

EUREKA GOLD MINES NL RC Hole LSRC 10 cont... Page 7 of 8

LOG & ASSAYS												
Depth from	metres to	Descriptive Log	lithology	rec %	moisture	%qtz	%sulp	Sampling No#	from	to	Assays	
91	92	gr. + gr.gm hard mg. sst. (occasionally spotted) 10% silica-chl. alt / 1% vitr. qtz. / tr. asp.	sst.	good	dry.	1%		274411	91	93	<0.02	
92	93	gr. + gr.gm hard mg. sst. → 8% silica chl. alt. / v. minor spotted v. pgr. sl. / minor qtz	sst.	good	dry.	tr.						
93	94	gr. + v. pg.gm hard mg. sst. → 5% silica chl. alt. / 5% vitr. qtz / tr. pyr + stilbnite	sst.	good	dry.	5%	tr.	274412	93	94	0.02	
94	95	gr. + pgr.gm hard silicified mg. sst. → minor silica-chl alt.	sst.	med	wet.			274413	94	96	0.02	
95	96	gr. + pgr.gm hard partly silicified mg. sst. → 10% silica-chl alt. / minor chloritized fault.	sst	good	dry.							
96	97	pgr. + v. pgr.gm hard silicified mg sst. → 30-40% silica-chl. alt / tr. qtz. / tr. asp / tr. epidote	sst.	good	dry	tr.	tr. asp	274414	96	97	0.04	
97	98	v. pgr. gm hard silicified mg sst. → 100% silica chl alt / 30-40% vitr. qtz. / tr. asp.	sst.	good	damp	30-40	tr asp	274415	97	98	<0.02	
98	99	gr. + v. pgr. gm hard silicified mg sst. → 40% silica-chl. alt / 5% vitr. qtz / tr. asp + pyr	sst.	good	dry.	5%	tr asp + pyr	274416	98	101	"	
99	100	gr. hard mg. sst. → 3% v. pgr. gm silica chl. alt. / minor v. vitr. qtz	sst.	good	dry.	tr.						
100	101	gr. + pgr.gm hard, occasionally chl. spotted mg sst. / mod. silica-chl. alt.	sst.	good	wet.							
101	102	v. pgr.gm hard silicified mg. sst / 95% silica chl. alt. / 15-20% qtz / tr. pyr + stilbnite.	sst.	good	damp.	15-20%	tr.	274417	101	102	0.07	
102	103	gr. + v pgr.gm hard mg. sst. → 25% silica chl. alt. / 5% vitr. qtz.	sst.	good	dry.	5%		274418	102	103	0.15	
103	104	v. pgr.gm hard silicified fg. sst. → 100% silica chl. alt. / 10% qtz / tr. pyr + stilbnite	sst.	good	dry.	10%	tr.	274419	103	104	0.20	
104	105	v. pgr.gm hard silicified mg. sst. → 100% silica chl alt / 30% vitr. qtz / tr. pyr + stilbnite	sst.	good	dry.	30%	tr.	274420	104	105	0.07	
105	106	v. pgr.gm hard silicified mg sst. → 90% strong silica chl alt. / 20% v. vitr. qtz / tr. pyr + stilbnite	sst.	good	dry	20%	tr.	274421	105	106	<0.02	
106	107	gr. hard mg sst. → 5% v pg.gm silica chl. alt.	sst.	good	wet.			274422	106	108	"	

EUREKA GOLD MINES NL RC Hole 65RC10 cont...

LOG & ASSAYS

Depth from	metres to	Descriptive Log	lithology	rec %	moisture	%qtz	%sulp	Sampling No#	Sampling from	Sampling to	Assays	
107	108	gr. + pgr.gm hard mg. sst. → 50% silica chl. alt. / tr. asp + pyr / 1% vitr. qtz.	sst.	good	dry.	1%	tr.					
108	109	v.pgr.gm + grey hard mostly silicified mg sst. → 20% silica chl. alt. / minor vitr. qtz.	sst.	good	dry.	1%		274423	108	110	<0.02	
109	110	v.pgr.gm + gr. hard mostly silicified mg. sst. → 90% strong silica chl alt. / 20% qtz / tr. pyr	sst.	good	dry	20%	tr.					
110	111	gr. + vpgr.gm mg sst → 30% silica chl. alt. / tr. qtz + epidote + pyr.	sst	good	wet.	tr.	tr.	274424	110	112.	<0.02	
111	112	gr. mg. sst. → 10% moderate silica-chl. alt / minor vitr. qtz.	sst.	good	damp.	tr.						
112	113											
		EOH.										
113	114											
114	115											
115	116											
116	117											
117	118											
118	119											
119	120											
120	121											
121	122											
122	123											

EUREKA GOLD MINES NL

RC HOLE LOG LSRC 11			
Project: LEVAN STAR			
Northing: 10021·49	Easting 9982·75	RL 464·54	Started: 4/9/94
Azimuth: 306	Dip -55	Depth 96·5m	Finished: 5/9/94
Driller ALLAN HARVEY			Logged by: M·WLASENKO

SURVEY DATA Camera type:

Depth	Azimuth	Dip	Depth	Azimuth	Dip

LOG & ASSAYS

Depth from	metres to	Descriptive Log	lithology	rec %	moisture	%qtz	%sulp	Sampling No#	Sampling from	Sampling to	Assays ppm
0	1	mauve + lt.ylw.ln mg. quartzose sst. (weathered)	sst	v.poor	dry.			274426	0	3	<0·02
								274425	BLANK.		<0·02
1	2	mostly violet.gr. + lt.ln weathered mg. sst. + minor grey puggy material.	sst.	poor	dry.						
2	3	violet.gr. + lt.ln. weathered mg. sst. + minor grey puggy material.	sst.	med	dry.						
3	4	mauve + lt.ln. weathered, quartzose mg. sst., + minor grey puggy material.	sst.	good	dry.			274427	3	7	0·02
4	5	mauve + lt.ylw.ln weathered, quartzose mg. sst. / minor v.tr. qtz.	sst.	good	dry.						
5	6	pgr + mauve + lt.ln. weathered mg quartzose sst. + minor grey puggy material.	sst.	good	dry.						
6	7	pgr. + mauve + lt.ln weathered, friable mg quartzose sst.	sst	good	dry.						
7	8	pgr. + lt.ln soft weathered mg. quartzose sst., abundant clay in sst.	sst.	good	dry.			274428	7	11	0·08
8	9	pgr. + lt.ln + red. weathered quartzose mg. sst. / 5% vitr. qtz / minor black oxide veins.	sst	good	dry.	5%					
9	10	pgr. + mauve + lt.ln weathered mg sst. + minor grey puggy sst.	sst.	good	dry.						
10	11	pgr. + lt.ln weathered mg. sst. + minor Fe staining + minor white clay (on fault surface).	sst.	good	dry.						

EUREKA GOLD MINES NL

RC Hole LSRC.11.cont...

LOG & ASSAYS

Depth from	metres to	Descriptive Log	lithology	rec %	moisture	%qtz	%sulp	Sampling No#	Sampling from	Sampling to	Assays	
11	12	pgr. + lt.bn weathered mg ssd. / up to 20% vitr. qtz / min. black oxide coats.	sst.	good	dry.	20%		274429	11	15	<0.02	
12	13	lt greenish bn. weathered mg. sst. + minor lt. oxide coats.	sst.	good	dry.							
13	14	As above + very minor qtz.	sst.	good	dry.	tr.						
14	15	pgr + olive weathered mg quartzose sst.	sst.	good	dry.							
15	16	pgr. + olive weathered mg quartzose sst → 10% silica alt / minor vitr. qtz.	sst.	good	dry.	tr.		274430	15	19	<0.02	<0.02
16	17	olive + lt bn weathered mg quartzose sst. minor vitr. qtz.	sst.	good	dry	tr.						
17	18	olive + lt bn weathered mg. sst. → minor silica alt. / ext chl. mica alt. / minor white clay.	sst.	good	dry.							
18	19	lt. bn + red bn weathered mg. sst / ext. Fe staining / 5% vitr. qtz	sst.	good	dry.	5%						
19	20	lt. bn + pgr. soft, weathered, mg sst. → 20% hard, silica alt.	sst.	good	dry.			274431	19	23	"	
20	21	p. bn + pgr weathered mg sst. / light Fe staining / 20% silica alt / minor black oxide coats.	sst.	good	dry.							
21	22	pgr. + lt. bn + pink m.-cg. weathered, sst. / minor Fe staing / minor white clay / minor lt. oxide coats.	sst.	good	dry.							
22	23	mauve + lt. bn weathered mg. sst. → minor silica alt. & minor lt. oxide coats.	sst.	good	dry.							
23	24	pgr. + lt bn weathered mg sst. → minor silica alt. / minor black oxide coats.	sst	good	dry.			274432	23	27	"	
24	25	As above.	sst.	good	dry.							
25	26	pg + lt bn + red bn weathered mg. sst. → 30% Fe stained / 5% vitr. qtz / minor silica alt. / lt. oxide coats	sst	good	dry.							
26	27	olive weathered mg. sst. → ext chl. mica alt / minor silica alt. / minor lt. oxide coats	sst.	good	dry.							

EUREKA GOLD MINES NL RC Hole 1SRC11 ...cont...

LOG & ASSAYS												
Depth	metres	Descriptive Log						Sampling			Assays	
from	to		lithology	rec %	moisture	%qtz	%sulp	No#	from	to		
27	28	olive gr. weathered mg. sst. → light chl. alt. + minor Fe staining + minor lt. oxide.	sst.	good	dry.			274433	27	31	<0.02	
28	29	gr. → slightly greenish, lightly weathered mg. sst. → minor Fe staining.	sst.	good	dry.							
29	30	As above but moderately fractured with chl + white clay coatings on fault surfaces.	sst.	good	dry.							
30	31	ygr. - ylw, grn weathered mg. sst. / mod. fractured + chl + lt. oxide coats & assoc. Fe staining.	sst.	good	dry.							
31	32	grey mg. sst. with v minor chl alt. + v minor silica alt.	sst.	good	dry.			274434	31	34	"	
32	33	gr. moderately weathered mg. sst. / mod. fracturing & assoc. Fe staining / minor lt. oxide coats	sst.	good	dry.							
33	34	gr. lightly weathered mg. sst. → light fracturing with assoc. Fe staining + lt. oxide / 1% qtz	sst.	good	dry.	1%						
34	35	gr. lightly weathered mg. sst. → minor silica alt. (10%) / 20% vitr. qtz / 10% Fe staining / min. lt. oxide	sst.	good	dry.	20%		274435	34	35	"	
35	36	gr. v light weathering mg. sst. / 2% vitr. qtz.	sst.	good	dry	2%		274436	35	39.	"	
36	37	As above. + v. minor fracturing with chl. + white clay coatings.	sst.	good	dry.	2%						
37	38	gr. with v light weathering, mg sst. → 5% silica alt. / minor Fe staining.	sst.	good	dry.							
38	39	olive gr. + ylw, bn Fe stained mg sst. / 20% Fe staining / minor lt. oxide coats.	sst.	good	dry.							
39	40	olive, bn lightly weathered mg. sst. → v. minor silica alt.	sst.	good	dry.			274437	39	43	"	
40	41	lt. olive gr. + lt. bn mostly weathered, silicified mg sst. → ext Fe staining / 2% qtz / min. lt. oxide.	sst.	good	dry	2%						
41	42	olive, bn + lt. bn lightly weathered, 5% silicified mg. sst. / minor qtz.	sst.	good	dry	tr.						
42	43	olive, bn lightly weathered mg. sst. → 2% silicified → minor Fe staining / minor qtz	sst.	good	dry.	tr.		274438	STANDARD.		340	317

EUREKA GOLD MINES NL RC Hole LSRC 11 ...cont... Page 4 of 7

LOG & ASSAYS												
Depth	metres	Descriptive Log						Sampling			Assays	
from	to		lithology	rec %	moisture	%qtz	%sulp	No#	from	to		
43	44	lt. olive, ln lightly weathered mg sst. 3% silicified → minor Fe staining / minor lt. oxide coats	sst.	good	dry.			274439	43	45	<0.02	
44	45	olive + v. pgr. lightly weathered mg. sst → 25% silica alt. / minor lt. oxide coats on fractures.	sst.	good	dry.							
45	46	ylw, ln - red, ln mg. sst. → ext. Fe staining 15% vitr. qtz / minor lt. oxide coats.	sst.	good	dry.			274440	45	46	"	
46	47	lt. olive, gr. lightly weathered mg. sst.	sst	good	dry.			274441	46	50	"	
47	48	As above + v. minor qtz	sst.	good	dry	tr.						
48	49	lt. olive, gr. weathered mg sst → 20% silica alt. + minor Fe staining.	sst.	good	dry.							
49	50	pgr. + red, ln lightly weathered mg. sst. / 50% strongly Fe stained. / 10% silica alt.	sst	good	dry.							
50	51	pgr. + violet, red. hard silicified mg. sst. → 90% silica alt.	sst.	good	dry.			274442	50	52	7.94	7.76
51	52	lt. ylw + red, ln hard silicified mg. sst → ext. silica alt + ext Fe staining / 20% qtz	sst.	good	dry.	20%						
52	53	ylw, ln ext. Fe staining, fg. sl. + abundant gr. puggy material + 20% qtz.	sst.	med	wet.	20%		274443	52	53	3.66	3.35
53	54	bright, ylw, ln, ext. Fe. staining, fmg. sst. 5% vitr. qtz.	sst.	good	dry.	5%		274444	53	54	11.3	11.5
54	55	bright, ylw, ln, ext Fe. staining fmg. sst → ext. silica alt + minor qtz.	sst.	good	damp	≤1%		274445	54	55	4.67	4.56
55	56	ylw, ln + ln, hard, ext. Fe staining, fmg sst. → ext silica alt.	sst.	good	dry			274446	55	57	2.22	2.30
56	57	mauve + lt. org, ln silicified mg. sst. → moderate Fe staining.	sst.	good	dry.							
57	58	mauve + lt. org, ln silicified mg. sst. → mod Fe staining / minor vitr. qtz.	sst.	good	dry.	≤1%		274447	57	61	2.91	2.53
58	59	ylw, ln + mauve silicified mg. sst. → extensive Fe staining	sst.	med.	damp							

EUREKA GOLD MINES NL RC Hole LSRC 11 cont...

LOG & ASSAYS

Depth from	metres to	Descriptive Log	lithology	rec %	moisture	%qtz	%sulp	Sampling No#	Sampling from	Sampling to	Assays	
59	60	ylw.lbn + lt.bn silicified mg. sst. → moderate Fe staining.	sst.	good	dry.							
60	61	v.lt.bn, ext silicified mg. sst. → lightly weathered → 10% Fe staining / 10% qtz	sst	good	dry.	10%						
61	62	v.lt.bn weathered, ext. silicified mg. sst. → 10% heavy Fe staining / 30% vitr. qtz	sst.	good	dry.	30%		274448	61	62	0.09	
62	63	v.lt.bn lightly weathered, silicified mg. sst. / 5% vitr qtz + assoc. minor Fe staining.	sst.	good	dry.	≤1%		274449	62	63	0.04	
63	64	v.lt.bn lightly weathered silicified fg.sst / 50% vitr. qtz. / minor Fe staining + bn. oxide coats.	sl.	good	dry.	50%		274450	63	64	0.06	0.05
64	65	v.pgr.lt.bn lightly weathered, silicified mg. sst. / 20% qtz + assoc. Fe staining + lt. oxide coats	sst	med	wet	20%		274451	64	65	0.05	
65	66	As above + 35% + minor chl. alt.	sst.	good	dry.	35%		274452	65	66	0.02	
66	67	v.lt.bn, moderately weathered, silicified mg. sst. → ext silica-chl alt + 3% qtz.	sst.	good	dry	3%		274453	66	70	0.03	
67	68	pgr. + lt.bn partially weathered, silicified mg. sst. / 5% vitr. qtz + 10-15% Fe staining	sst.	good	dry.	5%						
68	69	pgr. + v.pgr fmg sst. → 60% silica alt / 2% vitr. qtz.	sst.	good	dry.	2%						
69	70	pgr-gn. mbg spotted (green), silicified sl. → ext. silica chl. alt.	sl.	med	wet.							
70	71	pgr.gn chl. spotted sl. / - 5% vitr. qtz. + tr. crystalline pyrite.	sl	good	damp	5%	tr.	274454	70	71	<0.02	
71	72	pgr.gn mbg sst. → ext silica chl. alt 30% vitr. qtz / tr. dissem. pyr.	sst.	good	dry.	30%	tr.	274455	71	72	0.08	
72	73	pgr. mg. quartzose sst. → minor chl. alt. / 10% vitr. qtz.	sst.	good	dry.	10%		274456	72	74	0.07	
73	74	v.pgr, p.gn mostly silicified mg. sst. → occasional gn. chl spot. / 10% qtz / tr. pyr + asp.	sst.	good	dry.	10%	tr.					
74	75	As above but 40% silicified and much less qtz.	sst.	good	dry	2%	tr.	274457	74	76	0.05	

EUREKA GOLD MINES NL RC Hole LSRC 11 cont...

LOG & ASSAYS

Depth from	metres to	Descriptive Log	lithology	rec %	moisture	%qtz	%sulp	Sampling No#	from	to	Assays	
75	76	v. pgr. gm 90% silicified mg. sst. → ext. silica-chl. alt. / tr. pyr	sst.	good	dry		tr.					
76	77	pgr. mg. sst. → 5% silica chl. alt. / minor vitr. qtz.	sst.	med	damp	2%		274458	76	78	0.02	
77	78	As above but 20% silica-chl. alt.	sst.	good	dry.	2%						
78	79	pgr. gm mostly silicified sl. and mg sst. → ext. silica-chl. alt / 10% qtz. / tr. dissem. asp. pyr.	sst/sl	good	dry	10%	tr.	274459	78	79	0.16	
79	80	gr. → pgr. gm, 50% silicified mg. sst. → mod. silica-chl alt. / tr. dissem. pyr + asp.	sst.	good	dry.		tr.	274460	79	83	0.05	0.06
80	81	gr. → slightly gm. mg. sst. → minor silica-chl. alt / minor vitr. qtz.	sst.	good	dry.	≤1%						
81	82	gr. → slightly gm. mg sst. → 5% silica chl. alt. / minor vitr. qtz.	sst.	med	wet.	≤1%		274461	STANDARD		3.41	3.29
82	83	(gr. mg. sst. (70%)) + (pgr. gm. silicified mg. sst. (30%) → ext. silica chl (alt) 5% qtz.	sst.	med	wet.	5%						
83	84	grey mg. sst. → 5% silica-chl alt. / minor vitr. qtz.	sst.	good	dry.	≤1%		274462	83	85	<0.02	
84	85	pgr. mg. sst. → 20% silica-chl. alt / minor vitr. qtz / tr. asp.	sst.	good	wet.	≤1%	tr.					
85	86	pgr. mg. sst. → minor silica-chl. alt. / 15% vitr. qtz. / tr. pyr.	sst.	good	wet.	15%	tr.	274463	85	86	0.06	
86	87	gr. gm spotted (chl.) mg. sst. → v. minor silica alt.	sst.	good	wet.			274464	86	90	0.03	
87	88	mostly v. pgr. gm silicified mg. sst.	sst.	good	damp							
88	89	pgr. gm partially silicified. → mg sst. → mod. silica chl alt. / minor vitr. qtz.	sst.	med	damp	≤1%						
89	90	As above.	sst.	good	wet.	≤1%						
90	91	80% pgr. gm silicified mg. sst. → ext. silica chl. alt. + 20% gr. mg sst. / 10% qtz / tr. pyr + asp.	sst.	good	damp	≤10%	tr.	274465	90	91	0.06	

EUREKA GOLD MINES NL RC Hole LSRC11 cont...

LOG & ASSAYS

Depth from	metres to	Descriptive Log	lithology	rec %	moisture	%qtz	%sulp	Sampling No#	Sampling from	Sampling to	Assays
91	92	As above → tr. asp + pyr throughout the silicified mg. sst.	sst.	good	damp	≤10%	tr	274466	91	92	0.08
92	93	gr. mg. sst. → 40% silica-chl. alt. / minor vitr. qtz. / tr. asp + pyr.	sst.	poor	wet.	≤1%	tr.	274467	92	96	0.06
93	94	pgr. gm silicified mg. sst. → ext silica-chl. alt. / minor vitr. qtz. / tr. asp.	sst.	med.	wet.	≤1%	tr.				
94	95	pgr. gm. partially silicified mg. sst. → 50% silica-chl. alt.	sst.	poor	wet.						
95	96	v. pgr. gm silicified quartzose mg. sst. → ext silica-chl. alt.	sst.	med	wet.						
96	97	EOH.									
97	98										
98	99										
99	100										
100	101										
101	102										
102	103										
103	104										
104	105										
105	106										
106	107										

EUREKA GOLD MINES NL

RC HOLE LOG LSRC 12			
Project: LEVAN STAR.			
Northing: 9990·80	Easting 9942·53	RL 433·68	Started: 6/9/94
Azimuth: 306	Dip - 50	Depth 82m	Finished: 7/9/94
Driller ALLAN HARVEY			Logged by: M·WLASENKO

SURVEY DATA Camera type:

Depth	Azimuth	Dip	Depth	Azimuth	Dip

LOG & ASSAYS

Depth from	metres to	Descriptive Log	lithology	rec %	moisture	%qtz	%sulp	Sampling No#	Sampling from	Sampling to	Assays ppm	
0	1							274468	BLANK.		<0·02	
1	2							274469	0	4	0·14	
2	3											
3	4	lt.ylw.bn + pgr. weathered silicified. mg. sst. / moderate Fe staining.	sst.	good	dry.							
4	5	As above but slight Fe staining.	sst.	good	dry.			274470	4	8	<0·02	0·03
5	6	pgr + lt.ylw.bn weathered, 20% silicified mg. sst. / 5% black oxide coats.	sst.	good	dry.							
6	7	p.ylw.bn weathered mg. sst.	sst.	good	dry.							
7	8	p.ylw.bn weathered mg. sst. → 10% silica alt → 30% Fe stained / minor bl. oxide coats	sst.	good	dry.							
8	9	ylw.bn weathered mg. sst. + soft whitish clayey sst.	sst.	good	dry.			274471	8	12	0·03	
9	10	ylw.bn weathered mg. sst. → 10% silica alt.	sst.	good	dry.							
10	11	mauve, ylw.bn + grey soft, weathered mg sst. / minor bl. oxide coats.	sst.	good	dry.							

EUREKA GOLD MINES NL RC Hole LSRC 12 cont... Page 2 of 6

LOG & ASSAYS

Depth from	metres to	Descriptive Log	lithology	rec %	moisture	%qtz	%sulp	Sampling No#	Sampling from	Sampling to	Assays	
11	12	pgr. + red lm lightly weathered mg. sst. → 30% strong Fe staining /10% qtz /8% lt. oxide.	sst.	good	dry	10%						
12	13	pgr. + lt. ylw lm weathered mg. sst. → 30% silica alt.	sst.	good	dry			274472	12	16	0.24	
13	14	mostly lt. lm weathered mg. sst. → minor silica alt. / up to 2% vitr. qtz	sst.	good	dry	≤2%						
14	15	olive lm + red lm weathered mg. sst. → 30% Fe staining.	sst.	good	dry							
15	16	pgr. lightly weathered mg. sst. / minor qtz /minor lt. oxide.	sst.	good	dry	1%						
16	17	lt. olive lm weathered mg. sst. /minor vitr qtz /minor lt. oxide.	sst.	good	dry	1%		274473	16	20	0.02	
17	18	lt lm, ylw weathered mg sst. / minor lt. oxide.	sst.	good	dry							
18	19	pg - lt lm weathered mfg sl + sst.	sst/sl	good	dry							
19	20	lt. gr. weathered fg. sl. → 20% Fe stained / minor qtz /minor lt. oxide.	sl.	good	dry	≤2%						
20	21	pgr. weathered fg sl. → 40% strong Fe staining. /5% vitr. qtz	sl.	good	dry	5%		274474	20	24	0.04	
21	22	pgr. + ylw lm weathered fg sl. → 30% Fe stained /gm. chl. spots.	sl.	good	dry							
22	23	pgr. gm chl. spotted vfg sl. → 5% Fe stained.	sl.	good	dry							
23	24	gr. fg. sl. + gr. mg. sst. → 15% Fe stained.	sst.	good	dry							
24	25	pgr. lightly weathered mfg sst. → 10% Fe staining /10% vitr. qtz.	sst.	good	dry	10%		274475	24	25	0.05	
25	26	gr. v. lightly weathered mg. sst. → strong Fe staining, 10% assoc. with qtz veins, 5%.	sst.	good	dry	5%		274476	25	29	<0.02	
26	27	gr. moderately silicified mg. sst. → mod. chl. alt.	sst.	good	dry							

EUREKA GOLD MINES NL RC Hole LSRC 12 cont...

LOG & ASSAYS

Depth from	metres to	Descriptive Log	lithology	rec %	moisture	%qtz	%sulp	Sampling No#	from	to	Assays	
27	28	As above + 2% vitr. qtz + assoc. strong Fe staining 5%	sst.	good	dry.	2%						
28	29	p.gr.gm mg. sst. → mod. silica-chl alt. / minor vitr. qtz.	sst.	good	dry.	tr.						
29	30	pgr.gm mg-sst. → mod-ext. silica-chl. alt. / 10-15% vitr qtz. + assoc. Fe staining.	sst	good	dry.	10-15%		274477	29	30	<0.02	
30	31	pgr.gm mg sst. → light-mod. silica chl. alt. / minor vitr. qtz.	sst.	good	dry.	≤1%		274478	30	34	"	
31	32	pgr-med.gm mg.sst. → light silica chl. alt. / tr. vitr. qtz.	sst.	good	dry.	tr.						
32	33	pgr. + vpgr.gm mg.sst. → 20% with ext. silica-chl. alt. / tr. vitr. qtz.	sst.	good	dry	tr.						
33	34	As above + 30% ext. silica chl. alt.	sst.	good	dry.	tr.						
34	35	pgr.gm mg. sst. → light silica chl. alt. / tr. dissem. pyr. / minor qtz.	sst.	med	dry.	≤1%	tr.	274479	34	36	"	
35	36	pgr. + v.pgr.gm mg. silicified sst. → 50% ext silica chl. alt. / 2% vitr. qtz / tr. asp. + pyr.	sst.	good	dry.	2%	tr.					
36	37	pgr. mg. sst. → 5% silica-chl alt.	sst.	good	dry.			274480	36	40	"	
37	38	pgr. mg. sst. with minor silica-chl. alt. / minor vitr. qtz.	sst.	good	dry.	tr.						
38	39	pgr. mbg. sl. → light. chl. alt.	sl.	good	dry.			274481	STANDARD		3.31	3.28
39	40	As above.	sl.	good	dry.							
40	41	pgr-gm bg sl. → moderate chl. alt.	sl.	good	dry.			274482	40	44	<0.02	
41	42	As above.	sl.	good	dry.							
42	43	pgr.gm mbg sst. → 5% silica chl. alt.	sst.	good	dry.							

EUREKA GOLD MINES NL RC Hole LSRC 12 cont... Page 4 of 6

LOG & ASSAYS											
Depth from	metres to	Descriptive Log	lithology	rec %	moisture	%qtz	%sulp	Sampling No#	from	to	Assays
43	44	pgr.gm mfg. sst. → with v.light silica chl. alt.	sst.	good	dry.						
44	45	pgr.gm mfg sst. → light silica chl. alt. /10-15% vitr. qtz.	sst.	good	dry.	10-15%		274483	44	46	<0.02
45	46	pgr.gm → v pgr.gm mg sst. → 20-30% silicification.	sst.	good	dry.						
46	47	pgr. → v.pgr.gm mg. sst. → 30-40% ext. silica-chl. alt. /15-20% vitr. qtz / tr. pyr. throughout.	sst.	med	dry.	15-20%	tr.	274484	46	47	0.16
47	48	pgr. → v.pgr.gm mg. sst. → 20% ext. silica-chl. alt. /15% vitr. qtz / tr. dissem. pyr. + asp.	sst.	med	dry.	15%	tr.	274485	47	48	0.03
48	49	pgr. → pgr.gm mg. sst. → 20% med. silica + ext. chl. alt. /2% vitr. qtz.	sst.	good	dry.	2%		274486	48	49	0.04
49	50	gr. + pgr.gm mg. sst. → 40% silica. chl. alt. /10% vitr. qtz. / tr. pyr.	sst.	good	dry.	10%	tr.	274487	49	50	0.55
50	51	gm. pgr. mg. silicified sst. → ext. silica alt. + v ext. chl. alt. /30% qtz. / tr. pyr.	sst	good	dry.	30%	tr.	274488	50	51	1.92
51	52	gr. → pgr.gm mg. sst. → 60% ext. silica chl. alt. /5% vitr. qtz.	sst.	good	dry.	5%		274489	51	52	0.50
52	53	gr. → pgm mg. sst. → 20% silica-chl alt. /20-30% vitr. qtz.	sst.	med	wet.	20-30%		274490	52	53	0.15
53	54	gr. + pgr.gm mg. sst. → 25% silica chl. alt. /5% vitr. qtz.	sst	good	wet.	5%		274491	53	54	0.07
54	55	gr. + pgr.gm mg. sst. → 30% silica chl. alt. /10% vitr. qtz / tr. dissem. pyr.	sst.	good	dry.	10%		274492	54	55	0.06
55	56	gr. + v.p.gm mg. sst. → 30% silica chl. alt. /10% vitr. qtz. /3% Fe staining.	sst.	good	dry.	10%		274493	55	56	0.04
56	57	gr. mg. sst. → 10% silica chl. alt / 30% vitr. qtz /25% Fe staining.	sst.	good	dry.	30%		274494	56	57	0.02
57	58	gr.gm fg. sl. → gm chl. spots.	sl.	good	dry.			274495	57	60	0.03
58	59	gr. - p.gm mostly fg sl. → 30% silica chl. alt. /5% vitr. qtz.	sl.	med	wet.	5%					

EUREKA GOLD MINES NL RC Hole LSRC12 cont... Page 5 of 6

LOG & ASSAYS

Depth from	metres to	Descriptive Log	lithology	rec %	moisture	%qtz	%sulp	Sampling No#	Sampling from	Sampling to	Assays	
59	60	pgr → v.pgr.gm mfg. sst. → 25% silica chl. alt.	sst.	good	dry.							
60	61	pgr. → v.pgr.gm mg. sst. → 40% silica chl alt. / 25% vitr. qtz / tr. pyr + stibnite	sst.	good	dry.	25%	tr.	274496	60	61	0.03	
61	62	pgr. → v.pgr.gm mg. sst. → 10% ept. silica chl. alt. + 40% mod silica chl. alt. / minor vitr. qtz	sst.	good	dry	tr.		274497	61	65	0.03	
62	63	pgr. → v.pgr.gm fg. sl. → gm. chl. spots	sl.	good	dry							
63	64	pgr.gm fg sl. → gm chl. spots / 2% vitr. qtz.	sl.	good	dry.	2%						
64	65	pgr.gm fg. sl. → pervasive gm. chl. spots	sl.	med	wet.							
65	66	pgr.gm fg chl spotted sl. / 5% vitr. qtz chl. coats on fracture surfaces	sl.	good	dry.	5%		274498	65	69	0.07	
66	67	pgr.gm fg. chl. spotted sl. / 8% vitr. qtz. / 5% Fe staining	sl.	good	dry.	8%						
67	68	pgr.gm fg. chl. spotted sl. / 15% vitr. qtz / 50% Fe staining	sl.	good	dry.	15%						
68	69	v.pgr.gm fg. chl. spotted sl. / 10% vitr. qtz / very minor Fe staining.	sl.	good	dry.	10%						
69	70	v.pgr.gm. fg. chl. spotted sl. / 2% vitr. qtz	sl.	good	dry.	2%		274499	69	73	0.05	
70	71	f.gm.gr. fg. sl. → gm chl. spots / 5% vitr. qtz. / minor Fe staining.	sl.	good.	dry.	5%						
71	72	lt. ylw.bn weathered, fg. sl. → 30% Fe stained.	sl.	good	dry.							
72	73	ylw.bn + red.bn + pgr.gm fg. sl. (weath.) 30% strong Fe staining + 70% light Fe staining	sl.	good	dry.							
73	74	lt. ylw.bn. fg. sl. (weath.) → light Fe staining, minor silica alt. / minor vitr. qtz	sl.	good	dry.	tr.		274500	73	77	0.05	0.02
74	75	lt. bn fg. sl. (lightly weathered) → 40% strong Fe staining / minor vitr. qtz. / tr. pyr.	sl.	good	dry.	tr.	tr.					

EUREKA GOLD MINES NL RC Hole LSRC12 ...cont...

LOG & ASSAYS

Depth from	metres to	Descriptive Log	lithology	rec %	moisture	%qtz	%sulp	Sampling No#	Sampling from	Sampling to	Assays	
75	76	lt.bn + pgr.gm partially weathered fg. sl. → 50% lt. Fe. staining / tr. pyr + cpy in pgr.gm sl.	sl.	good	dry.		tr.					
76	77	pgm - lt bn fg. sl. (lightly weathered) / minor vitr. qtz.	sl	med	dry.	1%						
77	78	As above.	sl.	med.	dry.	1%		274501	77	81	0.03	
78	79	pgr.gm - lt.bn mg. silicified sst. → 30% Fe stained / 10% vitr. qtz.	sst.	med	dry	10%						
79	80	pgr.gm lightly weathered silicified sst. → 5% Fe stained. / minor chl. coated fault surfaces	sst.	med	dry.							
80	81	pgr.gm - lt bn mod. weathered, silicified sst. → 10-15% lt. Fe. staining. / minor vitr. qtz.	sst.	good	dry.	1%						
81	82	lt.bn mod. weathered, silicified sst. → 30% strong Fe staining. / 5% vitr. qtz.	sst.	good	dry.	5%		274502	81	82	0.11	
82	83											
		EOH.						274503	STANDARD		3.17	3.16
83	84											
84	85											
85	86											
86	87											
87	88											
88	89											
89	90											
90	91											

EUREKA GOLD MINES NL

RC HOLE LOG LSRC 13			
Project: LEVAN STAR.			
Northing: 9992·88	Easting 9908·41	RL 455·31	Started: 7/9/94
Azimuth: 306	Dip -50	Depth 118	Finished: 8/9/94
Driller ALLAN HARVEY.			Logged by: M WLASENKO

SURVEY DATA Camera type:

Depth	Azimuth	Dip	Depth	Azimuth	Dip

LOG & ASSAYS

Depth from	metres to	Descriptive Log	lithology	rec %	moisture	%qtz	%sulp	Sampling No#	from	to	Assays ppm
0	1		sst.	poor	dry			274504	BLANK.		<0·02
								274505	0	1	0·03
1	2		sst	fair	dry			274506	1	3	0·04
2	3		sst	med	dry.						
3	4	v.lt.bn weathered. mfg sst. → 10% Fe stained. /minor vitreous. qtz.	sst.	med	dry	≤1%		274507	3	7	0·07
4	5	v.lt.bn weathered. mfg. sst. → 30% Fe stained / 10% vitr. qtz.	sst.	med	dry.	10%					
5	6	v.pgr. fg- sl. (weathered). → minor Fe staining	sl.	good	dry.						
6	7	v.pgr. → gm partially weathered, fg sl. → 30% light Fe staining.	sl.	good	dry.						
7	8	v.lt.bn lightly weathered, fg. sl. → 15% light – moderate Fe staining.	sl.	good	dry.			274508	7	11	0·02
8	9	lt.bn weathered mfg. sst. /5% light Fe. staining.	sst	good	dry.						
9	10	lt.bn weathered. mfg sst. → 15% mod. Fe. staining /minor vitr. qtz.	sst.	good	dry.	3%					
10	11	lt.bn weathered mfg sst. → 15% mod. Fe staining.	sst.	good	dry.						

EUREKA GOLD MINES NL RC Hole LSRC 13 cont... Page 2 of 8

LOG & ASSAYS											
Depth	metres	Descriptive Log						Sampling			Assays
from	to		lithology	rec %	moisture	%qtz	%sulp	No#	from	to	
11	12	lt.bn.ylw weathered mg sst. → light Fe staining / 10% vitreous qtz.	sst.	good	dry.	10%		274509	11	13	0.20
12	13	lt.ylw.bn weathered mg. sst. → mod. Fe. staining. / 15-20% vitr. qtz.	sst.	good	dry.	15-20%					
13	14	ylw,bn weathered mg. sst. → mod. Fe staining. / 5% vitr. qtz	sst.	good	dry.	5%		274510	13	14	0.50
14	15	bn-ylw weathered mg. sst. → lt. Fe staining. / abundant, lt. Fe stained vitr. qtz	sst.	good	dry.	50%		274511	14	15	0.34
15	16	lt.bn → lt.ylw weathered mg. sst.	sst.	good	dry.			274512	15	19.	0.02
16	17	lt.bn → lt.ylw weathered mg. sst. → 10% mod. Fe staining.	sst.	good	dry.						
17	18	lt.ylw weathered mg. sst. → 15% strong. Fe staining / 8% vitr. qtz.	sst.	good	dry.	8%					
18	19	lt.ylw.gr. weathered mg. sst. → minor Fe staining. / minor vitr. qtz.	sst.	good	dry.	2%					
19	20	lt.ylw.bn weathered, fg sl. → light Fe staining / minor vitr. qtz.	sst.	good	dry.	3%		274513	19	22	0.06
20	21	lt ylw gr. lightly weathered, fg sl. → v.minor Fe staining.	sl.	good	dry.						
21	22	lt. ylw weathered, fg sl. → 80% light Fe staining / 5% vitr qtz.	sl.	good	dry	5%					
22	23	lt. ylw weathered fg. sl. → light Fe staining / abundant vitr. qtz	sl.	med	dry.	50-60%		274514	22	23	0.05
23	24	lt. ylw.bn weathered, fg sl. → light Fe staining / minor vitr qtz.	sl.	med	dry.	≤1%		274515	23	27	0.07
24	25	deep ylw,bn weathered. mfg sst. → 40% strong Fe staining. / 10% v.tr. qtz.	sst.	good	dry.	10%					
25	26	lt.bn, lightly weathered, fg. sl.	sl.	good	dry.						
26	27	As above.	sl.	med.	dry.						

EUREKA GOLD MINES NL RC Hole LSRC 13 cont...

LOG & ASSAYS

Depth from	metres to	Descriptive Log	lithology	rec %	moisture	%qtz	%sulp	Sampling No#	from	to	Assays	
27	28	lt. bn lightly weathered, fg. sl. → 20% light Fe staining / 5% vitr. qtz.	sl.	good	dry	5%		274516	27	28	0.02	
28	29	lt. bn. ylw. weathered. mfg sst. → light-mod. Fe staining / 10% vitr. qtz.	sst.	good	dry	10%		274517	28	29	0.15	
29	30	lt. bn. ylw weathered. mg. sst. → mod. Fe staining / 20% vitr. qtz.	sst.	good	dry	20%		274518	29	30	0.37	
30	31	lt. bn weathered. mg. sst. → 30% light Fe staining / 5% vitr. qtz.	sst.	good	dry	5%		274519	30	34	0.03	
31	32	lt. bn → ylw weathered. fg. sl. → mod Fe staining / minor vitr. qtz.	sl.	good	dry	≤2%						
32	33	lt. bn weathered, fg. sl. → 30% light Fe staining.	sl.	good	dry							
33	34	lt. bn lightly weathered, mfg. sst. → 10% strong Fe staining / 10-15% vitr. qtz.	sst.	good	dry	10-15%						
34	35	lt. bn lightly weathered, mfg sst.	sst.	good	dry			274520	34	38	0.03	0.03
35	36	lt. bn weathered, fg. sl. → minor Fe staining / minor vitr. qtz.	sl	good	dry	≤2%						
36	37	v. pgr. partially weathered, chl. spotted, fg. sl.	sl.	good	dry							
37	38	v. pgr. gm chl. spotted. fg. sl. (soft)	sl.	good	dry							
38	39	As above	sl.	good	dry			274521	38	42	0.07	
39	40	v. pgr. gm chl. spotted, fg. sl. (soft) + 5% hard, Fe stained sl.	sl.	good	dry							
40	41	pgr. gm chl. spotted, mfg sst. (soft) → 10% strong Fe staining / 7% vitr. qtz.	sst.	good	dry	7%		274522	STANDARD		3.21	3.24
41	42	v. pgr. gm, v. soft. chl. alt. fg. sl. → minor Fe staining / minor vitr. qtz.	sl.	med	dry	≤2%						
42	43	v. pgr. gm, chl. spotted, fg. sl. (soft) → 20% mod. Fe stained / minor vitr. qtz.	sl.	good	dry	≤1%		274523	42	46	0.19	

EUREKA GOLD MINES NL RC Hole LSRC16 ...cont... Page 4 of 8

LOG & ASSAYS												
Depth from	metres to	Descriptive Log	lithology	rec %	moisture	%qtz	%sulp	Sampling No#	from	to	Assays	
43	44	v.pgr.gm → dark red/br mfg. sst. → 40% strong Fe staining /20% vitr. qtz.	sst.	good	dry.	20%						
44	45	As above.	sst.	good	dry	20%						
45	46	v pgr gm schist, mg. sst. → ext. chl. alt.	sst.	med.	dry.							
46	47	v.pgr.gm mfg sst. (chl. spotted) → ext. chl. alt. /5% vitr. qtz	sst.	good	dry.	5%		274524	46	50	<0.02	
47	48	pgr.gm mfg. sst. + sl. (chl. spotted) → mod. chl. alt. /10% vitr. qtz.	sst/sl.	good.	dry.	10%						
48	49	pgr.gm → v.pgr.gm mfg sst. + fg sl. → mod-ext. chl. alt. /several polished fault surfaces	sst/sl.	good.	dry.							
49	50	pgr.gm → v.pgr.gm mfg sst. + fg sl (chl. spotted) / 2% vitr. qtz	sst/sl	good.	dry.	2%						
50	51	As above although sst. now silicified	sst./sl	good.	dry.	2%		274525	50	52.	0.07	
51	52	pgr.gm silicified mg. sst. → mod silica chl. alt. / minor vitr. qtz.	sst.	good.	dry.	2%						
52	53	pgr.gm silicified. mg. sst. → ext silica chl. alt. /20% vitr qtz /80% puggy yl/wgr clay/tr. pyr + sp.	sst.	good.	damp	20%	tr.	274526	52	53	0.25	
53	54	pgr.gm, v pgr.gm silicified. mg. sst. → ext. silica chl. alt.	sst.	good.	dry.			274527	53	56	0.04	
54	55	pgr.gm silicified mg.sst. → ext silica + mod. chl alt.	sst.	good	dry.							
55	56	v.pgr.gm lightly spotted. fg. sl. → mod. silica-chl. alt.	sl.	good.	dry.							
56	57	v.pgr.gm. chl. spotted. fg. sl. → 30% strongly Fe stained. /25% vitr. qtz. → Fe stained fracture surfaces	sl.	med.	dry.	25%		274528	56	57	0.28	
57	58	v.pgr.gm silicified mg. sst. → ext silica chl. alt. /minor vitr. qtz /minor Fe staining.	sst.	good.	dry.			274529	57	61	0.06	
58	59	v.pgr.gm fg. chl. spotted. sl. → minor Fe staining /3% vitr. qtz.	sl.	med.	damp	3%						

EUREKA GOLD MINES NL RC Hole LSRC13 cont...

LOG & ASSAYS												
Depth	metres	Descriptive Log						Sampling			Assays	
from	to		lithology	rec %	moisture	%qtz	%sulp	No#	from	to		
59	60	pgr → v.pgr.gm mg. sst + fg. sl. → mod - ext silica-chl.alt / 2% vitr. qtz	sst/sl.	med.	dry.	2%						
60	61	v.pgr.gm silicified mg. sst. → ext. silica chl. alt. / minor vitr. qtz	sst.	med	dry.	≤2%						
61	62	v.pgr.gm silicified. mg. sst. → ext. silica chl. alt./minor vitr. qtz / tr. pyr+asp.	sst.	med	dry.	≤1%	tr.	274530	61	62.	0.04	
62	63	pgr.gm fg. chl. spotted. sl. → ext. chl. alt.	sl.	med.	dry.			274531	62	63	0.06	
63	64	pgr.gm → ylw.bn mfg sst. + fg sl. → 20% strong. Fe staining / 10% Fe stained vitr. qtz. / tr. pyr+asp.	sst/sl.	med.	dry.	10%	tr.	274532	63	64	0.10	
64	65	v.pgr.gm silicified mg. sst. → ext. silica chl alt. / 25% vitr. qtz. / tr. pyr. +asp.	sst.	med	damp	25%	tr.	274533	64	65.	0.14	
65	66	pgr.gm v.fg. chl. spotted. sl. / 5-10% vitr. qtz.	sl.	med	damp	5-10%		274534	65	67	0.08	
66	67	pgr. + pgr.gm v.fg. sl. → mod. chl. alt.	sl.	med.	dry.							
67	68	v.pgr.gm silicified mg. sst. → ext. silica-chl. alt. / 25% vitr. qtz. / tr. asp.	sst.	med.	dry.	25%	tr.	274535	67	68	0.09	
68	69	v.pgr.gm silicified, mg. sst. → ext. silica-chl. alt. / 5% vitr. qtz.	sst.	med.	dry	5%		274536	68	70	0.10	
69	70	v.pgr.gm silicified mg. sst. → ext. silica chl. alt. / 10% vitr qtz.	sst.	med.	dry.	10%						
70	71	v.pgr.gm chl. spotted, v.fg sl. → ext. chl. alt. / 10% vitr. qtz. / tr. pyr+asp.	sl.	med.	dry.	10%	tr.	274537	70	72	0.18	
71	72	As above but less qtz.	sl.	med	dry.	3%	tr.					
72	73	pgr. → gm. silicified mg. sst. → mod. silica chl. alt / minor vitr. qtz.	sst.	good.	dry.	≤1%		274538	72	73	<0.02	
73	74	pgr. silicified mg. sst. + gm. v.fg sl. (chlorite) / 20% vitr. qtz.	sst./sl	good.	dry.	20%		274539	73	74	0.03	
74	75	pgr. - v.pgr. gm silicified mg. sst. → 70% ext. silica chl. alt. / minor vitr. qtz. / tr. asp	sst.	good.	dry.	≤1%	tr.	274540	74	76	0.06	0.04

EUREKA GOLD MINES NL RC Hole LSRC 13 cont...

LOG & ASSAYS

Depth from	metres to	Descriptive Log	lithology	rec %	moisture	%qtz	%sulp	Sampling No#	from	to	Assays	
75	76	As above + 10% vitr. qtz + tr. pyr.	sst.	good	dry	10%	tr.					
76	77	pgr-pgr.gm silicified, mg sst. → mod. chl. alt. / minor ylw. puggy material.	sst.	good	wet.			274541	76	80	0.05	
77	78	pgr. → pgr.gm, silicified mg. sst. → 30% chl. alt.	sst.	good	dry.							
78	79	pgr. → pgr.gm silicified mg. sst. → 70% strong silica chl. alt / minor vitr. qtz / tr. asp.	sst.	good	dry.	2%	tr.					
79	80	v.pgr.gm silicified mg. sst. → ext silica chl. alt / minor qtz / tr. asp / chl. coated fault surfaces	sst.	good.	dry.	≤1%	tr.					
80	81	v.pgr.gm v.fg. sl. + mg. sst. → ext. chl. alt. / 10-15% vitr. qtz. / tr. pyr. + asp.	sl/sst.	v.good	dry	10-15%	tr.	274542	80	81.	0.06	
81	82	gr. → v.pgr.gm v.fg sl. → 50% chl. alt. / 25% qtz. / tr. asp + pyr.	sl.	v.good	dry.	25%	tr.	274543	81	82.	9.52	
82	83	gr. fg. sl. → mod. chl. alt. / minor vitr. qtz. / tr. asp + pyr.	sl.	good.	~~dry~~ wet.	2%	tr.	274544	STANDARD		3.23	
83	84	mostly pgr.gm silicified mfg sst. → ext. silica chl. alt. / 5% vitr. qtz. / tr. pyr + asp.	sst.	v.good	dry	5%	tr.	274545	82	84	4.20	
84	85	v.pgr.gm silicified mg. sst. → ext silica chl. alt / 30% vitr. qtz / tr. pyr + asp + stibnite / min. epidote.	sst.	v.good	damp	30%	tr.	274546	84	85	1.18	
85	86	As above.	sst.	v.good	dry.	25%	tr.	274547	85	86	0.49	
86	87	v.pgr.gm silicified mg. sst. → ext. silica chl. alt. / minor vitr. qtz.	sst.	v.good	dry.	2%		274548	86	88	0.26	
87	88	As above + 5% vitr. qtz.	sst.	v.good	dry.	5%						
88	89	gm. + pgr.gm, ext. silicified mg. sst. → ext. silica chl. alt. / 15% qtz / ext. white chl. coated fractures.	sst.	good	wet.	15%		274549	88	89	0.25	
89	90	v.pgr.gm silicified mg. sst. → ext silica chl. alt. / 3% qtz. / ext. white chl. coated fractures	sst.	v.good	dry.	3%		274550	89	91	0.13	0.11
90	91	v.pgr.gm silicified mg. sst. → ext. silica chl. alt. / several white chl. coated fractures.	sst.	v.good	dry.							

EUREKA GOLD MINES NL RC Hole LSRC 13 cont...

LOG & ASSAYS												
Depth	metres	Descriptive Log						Sampling			Assays	
from	to		lithology	rec %	moisture	%qtz	%sulp	No#	from	to		
91	92	v. pgr. gm silicified mg. sst. → ext. silica chl. alt / 20% vitr. qtz. / tr. pyr + asp.	sst.	v. good	dry.	20%	tr.	274551	91	92	0.28	
92	93	pgr. gm silicified mg sst. → ext silica chl alt. / 5% vitr. qtz. / tr. asp + pyr.	sst.	v. good	dry.	5%	tr.	274552	92	94	0.43	
93	94	As above. (large pyrite crystals (cubic) up to 5mm across).	sst.	v. good	dry.	5%	1%					
94	95	v. pgr. gm chl spotted. v. fg. sl. + v. pg. gm mg. silicified sst. / 10% vitr. qtz / tr. pyr + asp.	sl/sst.	med	wet.	10%	tr.	274553	94	95	0.16	
95	96	v. pgr. gm chl. spotted fg sl. / 20% vitr. qtz / 5-10% pyrite (large crystals up to 5mm) / tr. asp + stibnite.	sl.	good	dry.	20%	≤10%	274554	95	96	0.36	
96	97	v. pgr. gm silicified mg. sst. → mod-ext. silica-chl. alt. / tr. pyr.	sst.	good	dry.		tr.	274555	96	97	0.21	
97	98	As above.	sst.	good	dry		tr	274556	97	99.	0.28	
98	99	v. pgr. gm silicified mfg sst. → ext silica chl alt. up to 10% vitr. qtz.	sst.	med.	wet.	10%						
99	100	v. pgr. gm v. fg. chl. spotted, sl. / 30% vitr. qtz. / minor pyr. crystals.	sl.	good	damp	30%	≤1%	274557	99	100	0.19	
100	101	pgr. gm fg. chl. spotted sl. → ext chl. alt. ≤5% vitr. qtz / tr. pyr.	sl.	good	wet.	≤5%	tr.	274558	100	102	0.20	
101	102	As above + v. pgr silicified sst.	sl.	good	dry.	≤5%	tr.					
102	103	v. pgr. gm silicified mg + fg sst. + sl. / 20% vitr. qtz / minor pyr + tr. asp + stibnite	sst./sl.	poor	wet.	20%	≤1%	274559	102	103	0.21	0.
103	104	pgr. gm. silicified mg-cg. sst. → ext silica. chl. alt. / 5% vitr. qtz / tr. pyr + asp.	sst.	poor	wet.	5%	tr.	274560	103	106	0.31	0.35
104	105	v. pgr. gm silicified v. fg sl. → ext silica chl alt. / minor vitr. qtz.	sl.	good	dry.	≤1%						
105	106	v. pgr. gm chl. spotted. v. fg sl. / 10% vitr. qtz.	sl.	poor	wet.	10%						
106	107	pine gm → gr. silicified chloritic mg sst. → v. ext chl. alt. / 8% vitr. qtz / minor pyr. crystals.	sst.	poor	wet.	8%	≤1%	274561	106	107	0.21	

EUREKA GOLD MINES NL RC Hole LSRC 13 cont... Page 8 of 8

LOG & ASSAYS

Depth from	metres to	Descriptive Log	lithology	rec %	moisture	%qtz	%sulp	Sampling No#	from	to	Assays
107	108	chlontic gm. silicified mg. sst. + vpgr.gm sl. / 7% qtz / tr. pyr + asp.	sst/sl	poor	wet.	7%	tr.	274562	107	111	0.22
108	109	gr. → v.pgr.gm silicified mg.sst. / 5% vitr. qtz	sst.	poor	wet.	5%					
109	110	gr. mg. silicified sst. + v pgr.gm fg. sl./minor vitr. qtz / tr. pyr+asp.	sst/sl.	poor	wet.	1%	tr.				
110	111	gr.gm silicified mg. sst. → mod. silica chl. alt.	sst.	med	wet.						
111	112	As above.	sst.	med	wet.			274563	111	112.	0.14
112	113	gr. mg sst. + vpgr.gm silicified chlontic sst.(20%) / 5% vitr. qtz	sst.	v.poor.	wet.	5%		274564	112	113	0.25
113	114	gr. + gr.gm silicified mg. sst. → 70% silica-chl. alt.	sst.	v.poor	wet.			274565	113	114.	0.16
114	115	pgr.gm + gr. silicified mg. sst. → 70% silica chl. alt. / 2% vitr. qtz.	sst.	poor	wet.	2%		274566	114	115	0.10
115	116	mostly pgr.gm silicified mg.sst. → cont silica chl.alt / minor vitr.qtz / min. ylw puggy material / tr. pyr.	sst.	poor	wet.	≤1%	tr.	274567	115	116	0.30
116	117	mostly pgr. gm silicified mg sst. → cont. silica chl. alt / 7% vitr. qtz / tr. pyr + asp	sst.	poor	wet.	7%	tr.	274568	116	117	0.07
117	118	gr. occassionally chl. spotted mfg sst. → light-mod chl. alt / minor vitr. qtz.	sst.	poor	wet.	≤1%		274569	117	118.	0.13
118	119										
		EOH.									
119	120										
120	121										
121	122										
122	123										

EUREKA GOLD MINES NL

RC HOLE LOG LSRC 14			
Project: LEVAN STAR			
Northing: 10007.11	Easting 9879.55	RL 457.32	Started: 9/9/94
Azimuth: 306	Dip -50	Depth 100m	Finished: 9/9/94
Driller PAUL HARDY			Logged by: M.WLASENKO

SURVEY DATA Camera type:

Depth	Azimuth	Dip	Depth	Azimuth	Dip

LOG & ASSAYS

Depth from	metres to	Descriptive Log	lithology	rec %	moisture	%qtz	%sulp	Sampling No#	from	to	Assays ppm
0	1	gr. + red/ln quartzose mg. sst. (weathered) 40% Fe stained / 5% Fe stained vitreous quartz	sst.	fair	dry.	5%		274570	BLANK.		<0.02
								274571	0	4	0.17
1	2	lt.ln → red/ln soft weathered. mg sst. / minor vitr. qtz.	sst.	fair.	dry.	≤1%					
2	3	pgr. + violet + ylw/ln, weathered, partially silicified mg. sst. → 10% Fe stained / min. qtz. / min. white clay.	sst.	med	dry.	≤1%					
3	4	lt. ylw ln, weathered, quartzose, mg. sst. → light Fe staining	sst.	good	dry.						
4	5	lt.ln + red.ln, weathered, silicified mg. sst. → 40% Fe stained / 20% qtz granules.	sst.	med	dry.	20%		274572	4	8	<0.02
5	6	As above but 40% qtz. granules.	sst.	good	dry.	40%					
6	7	lt. ylw.ln, weathered, silicified mg. sst. → light Fe staining / minor qtz grains	sst.	med	dry.	2%					
7	8	mostly rounded coarse quartz grains from a coarse quartzose sst. (weath. + Fe stained).	sst.	good,	dry.	80%					
8	9	As above.	sst.	good	dry.	90%		274573	8	12	0.12
9	10	lt.ln weathered, silicified, mg sst. → light - strong Fe staining / 5% vitr. qtz.	sst.	good	dry.	5%					
10	11	lt. ln weathered, v. lightly Fe stained, mg. sst.	sst.	good	dry.						

EUREKA GOLD MINES NL

RC Hole LSRC 14 cont...

LOG & ASSAYS

Depth from	metres to	Descriptive Log	lithology	rec %	moisture	%qtz	%sulp	Sampling No#	Sampling from	Sampling to	Assays
11	12	lt. ylw. bn weathered c-mg → granular quartzose sst. → lt. Fe staining / min. vitr. qtz	sst.	good	dry.	2%					
12	13	lt. ylw. bn weathered c-mg-granular quartzose sst. / 10% vitr. qtz. / mod Fe staining	sst.	good	dry.	10%		274574	12	16	0.02
13	14	lt. bn weathered. fg sl. + red. bn mg sst. → Fe stained / 3% vitr. qtz.	sst/sl	good	dry.	3%					
14	15	lt. ylw. bn fg. sl. → v light Fe staining.	sl.	good	dry.						
15	16	mauve + lt. ylw. bn mg. quartzose sst. → light Fe staining / minor vitr. qtz.	sst.	good	dry	≤1%					
16	17	lt. ylw. bn fg. sl. → light Fe staining / minor vitreous qtz.	sst.	good	dry	≤1%		274575	16	20	0.04
17	18	rust coloured. mg sst. → strong Fe staining 5% vitr. qtz.	sst.	good	dry.	5%					
18	19	rust coloured mg sst. → strong Fe staining 40% vitr. qtz	sst.	good	dry.	40%					
19	20	mauve mg sst. (weathered) → lt. bn fg. sl. + minor bl. oxide	sst/sl.	good.	dry.						
20	21	mauve mg. quartzose sst. (soft).	sst.	good.	dry.			274576	20	24	0.03
21	22	mauve + lt. ylw. bn mg. quartzose sst. (soft) + sericite alt.	sst.	good	dry.						
22	23	lt. ylw. bn, weathered fg. sl. → light Fe staining.	sl.	good.	dry.						
23	24	As above.	sl.	good	dry.						
24	25	As above. + 3% vitr. qtz and 5% mod. Fe staining.	sl.	good	dry.	3%		274577	24	28	<0.02
25	26	lt. bn v. fg sl. (lightly weathered) → light Fe staining.	sl.	good	dry.						
26	27	As above.	sl.	good	dry.						

EUREKA GOLD MINES NL RC Hole LSRC 14 cont... Page 3 of 7

LOG & ASSAYS

Depth from	metres to	Descriptive Log	lithology	rec %	moisture	%qtz	%sulp	Sampling No#	from	to	Assays
27	28	v.pgr. + lt.bn v.fg. sl. → minor strong Fe staining / partially lightly weathered.	sl.	good	dry.						
28	29	v.pgr. fg. sl. → 20% strong Fe staining / 10% vitr. qtz.	sl.	good	dry.	10%		274578	28	32	0.06
29	30	v.pgr. fg. sl. (partially weathered) → 20% mod. Fe. staining.	sl.	good	dry.						
30	31	v.pgr. + ylw bn weathered fg sl. → 40% Fe stained. / 5% vitr. qtz.	sl.	good	dry.	5%					
31	32	v.pgr. mg. sst. (soft) → minor Fe staining minor vitr. qtz.	sst	good	dry.	≤1%					
32	33	As above.	sst.	good	dry.	≤1%		274579	32	36	0.02
33	34	pgr.gm chl. spotted. v fg sl → minor fe staining.	sl.	good	dry.						
34	35	As above + 10 % vitr. qtz	sl.	good	dry	10%					
35	36	pgr.gm → v.pgr.gm chl. spotted. fg-mfg sl. → 15% Fe stained / 5% vitr. qtz.	sl.	good	dry	5%					
36	37	pgr. → v.pgr. mfg. sst. → 10% Fe stained / 2% vitr. qtz.	sst.	good	dry.	2%		274580	36	40	0.02
37	38	pgr. soft. mg. sst. → minor Fe staining / minor vitr. qtz. / tr. pyr.	sst.	good	dry.	≤1%	tr.				
38	39	pgr. lightly chl. spotted. fg. sl. → 7% Fe stained. → minor chl. alt. / 2% vitr. qtz.	sl.	good	dry.	2%					
39	40	vpgr.gm → pgr. lightly weathered. fg-mfg sl + sst. → light Fe staining / 15% qtz	sst/sl	good	dry.	15%					
40	41	pgr.gm chl. spotted. vfg. sl. → 20% mod. fe staining.	sl.	good	dry			274581	40	44	0.22
41	42	pgr. v.lightly weathered. mfg sst. → minor chl. alt. + minor silica alt.	sst.	good	dry.						
42	43	vpgr.gm chl. spotted. v.fg sl. → 5% light fe staining / 7% vitr. qtz.	sl.	good	dry.	7%					

EUREKA GOLD MINES NL RC Hole LSRC14 cont... Page 4 of 7

LOG & ASSAYS												
Depth	metres	Descriptive Log						Sampling			Assays	
from	to		lithology	rec %	moisture	%qtz	%sulp	No#	from	to		
43	44	v.pgr.gm – v.pgr vfg. sl. / v.minor vitr. qtz.	sl.	good	dry.	tr.						
44	45	v.pgr.gm – pgr. mostly silicified mg. sst. / mod silica chl. alt. / 5% vitr. qtz / min. pyr.	sst.	good	dry.	5%	≤1%	274582	44	46	0.05	
45	46	v.pgr.gm silicified mg. sst. → ext silica chl. alt. / 10% vitr. qtz. / tr. pyr + asp	sst.	good	dry.	10%	tr.	274583	STANDARD		3.20	3.14
46	47	pgr. → v.pgr.gm silicified mg sst. → 50% ext. silica chl. alt.	sst.	good	dry.			274584	46	50	0.05	
47	48	pgr.gm mfg. sst. → mod-ext. silica chl. alt.	sst.	good	dry.							
48	49	As above	sst.	good	dry.							
49	50	As above. + minor vitreous qtz.	sst.	good	dry.	3%						
50	51	pgr. – pgr.gm mg sst. → light-mod silica chl. alt. / tr. asp.	sst.	good.	dry.		tr.	274585	50	51	0.14	
51	52	gr. – v.pgr.gm mfg. – mg silicified sst / 15% vitr. qtz / minor pyr + asp veinlets	sst.	good	dry.	15%	tr.	274586	51	52	1.34	
52	53	gr. – v.pgr.gm mg. silicified sst → ext silica chl alt. / minor pyr. veinlets.	sst.	good	dry.		tr.	274587	52	53	2.21	
53	54	gr – v.pgr.gm – gm silicified mg sst. / → ext. silica chl. alt. / 10% vitr. qtz. / min. dissem. pyr.	sst.	good	dry.	10%	≤1%	274588	53	54	1.15	
54	55	gr. – v.pgr.gm, mostly silicified mg sst. 5-10% vitr. qtz. / dissem. pyr + asp throughout.	sst.	good	dry.	5-10%	≤1%	274589	54	55	12.4	
55	56	As above.	sst.	good	dry.	5-10%	≤1%	274590	55	56	12.4	
56	57	v.pgr.gm silicified mg. sst. → ext. silica chl. alt. / 10% vitr. qtz. / tr. dissem. pyr + asp.	sst.	good.	dry.	10%	tr.	274591	56	58	2.47	
57	58	v.pgr.gm, silicified. mg. sst. → ext. silica chl. alt. / tr. dissem. pyr + asp.	sst.	good	dry		tr.					
58	59	v.pgr.gm – pgr. silicified mg. sst. → ext. silica chl. alt.	sst.	med.	wet			274592	58	60	0.30	

EUREKA GOLD MINES NL RC Hole LSRC14 cont... Page 5 of 7

LOG & ASSAYS											
Depth	metres	Descriptive Log						Sampling			Assays
from	to		lithology	rec %	moisture	%qtz	%sulp	No#	from	to	
59	60	v.pgr.gm silicified mg. sst. → ext. silica chl. alt. / 10% vitr. qtz. / tr. pyr + asp.	sst.	med	dry.	10%	tr.				
60	61	v.pgr.gm vfg. chl. spotted sl. → ext. chl. alt. / 15% vitr. qtz / minor pyr + asp veinlets	sl.	med	dry.	15%	≤1%	274593	60	61	1.22
61	62	pgr – v.pgr.gm silicified mg. sst. → ext. silica chl. alt / tr. dissem pyr + asp.	sst.	med	dry.		tr.	274594	61	64	0.09
62	63	v.pgr.gm silicified mg. sst. → ext. silica chl. alt. / minor vitr. qtz.	sst.	med.	dry.	≤2%					
63	64	gr.gm silicified chloritic mg. sst. → ext. silica chl. alt. / 8% vitr. qtz / tr. asp.	sst.	med	dry.	8%	tr.				
64	65	v.pgr.gm silicified mg sst. → ext. silica chl. alt. / 5% vitr. qtz / 10% ylw puggy clay.	sst.	med	wet.	5%		274595	64	65	0.28
65	66	v.pgr.gm silicified mg. sst. → ext. silica chl. alt / 50% vitr. qtz / tr. asp.	sst.	good	dry.	50%	tr.	274596	65	66	0.17
66	67	pgr.gm silicified mg. sst. → ext. silica chl. alt. / minor vitr. qtz. / tr. dissem. pyr + asp.	sst.	good	dry.	2%	tr.	274597	66	70	0.32
67	68	pgr – v.pgr.gm silicified mg. sst. → ext. silica chl. alt. / minor vitr. qtz.	sst.	v.good	dry.	2%					
68	69	v.pgr.gm chl. spotted. vfg sl. → ext. chl. alt., mod silica alt / min. vitr. qtz / tr. asp.	sst.	good	dry.	2%	tr.				
69	70	As above + 15% vitr. qtz.	sl.	good.	dry.	15%	tr.				
70	71	v.pgr.gm silicified mg sst. → ext. silica chl. alt. / 15% vitr. qtz. / tr. pyr + asp.	sst.	good	wet.	15%	tr.	274598	70	72	0.34
71	72	pgr.gm chloritic partially silicified vfg spotted. sl / 30% vitr. qtz / min pyr. crystals.	sl.	good	damp.	30%	≤1%				
72	73	v.pgr.gm silicified mfg sst. → ext. silica chl. alt. / 15% vitr. qtz.	sst.	good	dry.	15%		274599	72	76	0.18
73	74	v.pgr.gm vfg. sl.	sl.	good	dry.						
74	75	v.pgr.gm gm chl. spotted. vfg. sl. / 25-30% vitr. qtz. / tr. asp.	sl.	good	dry.	25-30%	tr.				

EUREKA GOLD MINES NL RC Hole LSRC14 ...cont...

LOG & ASSAYS

Depth from	metres to	Descriptive Log	lithology	rec %	moisture	%qtz	%sulp	Sampling No#	Sampling from	Sampling to	Assays
75	76	pgr. gm silicified mg-cg. qtz sst → ext. silica chl. alt /10% vitr. qtz. / tr. pyr.	sst.	good	dry.	10%	tr.				
76	77	v.pgr.gm silicified mg. sst. → mod. silica chl. alt. /3% vitr. qtz. / tr. pyr.	sst.	med.	wet.	3%	tr.	274600	76	78	0.38
77	78	pgr.gm chl. spotted. v.fg. sl. → ext. chl. alt. / minor vitr. qtz. / tr. pyr.	sl.	good	dry.	≤2%	tr.				
78	79	v.pgr.gm chlortic sst. or sl. → ext. silica chl. alt. /20% vitr. qtz. / minor pyr. + asp	sst/sl.	good	dry.	20%	≤1%	274601	78	79	0.27
79	80	v.pgr.gm v.fg sl. /4% vitr. qtz / tr. pyr. + asp.	sl.	good	dry.	4%	tr.	274602	79	83	0.31
80	81	v.pgr.gm silicified mg. sst. + granular quartz sst. / minor vitr. qtz. / tr. pyr + asp.	sst.	vgood	dry.	≤2%	tr.				
81	82	mostly coarse grained to granular chl. alt. sst. / 5% vitr. qtz. / tr. stibnite.	sst.	good	damp	5%		274603	STANDARD.		3.2
82	83	pgr. → pgr.gm mg. silicified sst. → ext. silica alt., mod. chl. alt. / minor vitr. qtz	sst.	good	damp	≤1%					
83	84	pgr.gm mg. sst. → light silica chl. alt / minor vitr. qtz.	sst.	good	dry.	≤1%		274604	83	87	0.02
84	85	pgr.gm mostly silicified mg. sst. → mod. silica chl. alt.	sst.	good	dry						
85	86	pgr.gm chl. spotted v.fg. sl.	sl.	good	damp.						
86	87	v.pgr.gm v.fg. sl. → ext. chl. alt. / 10% vitr qtz. / tr. epidote / minor polished surfaces / tr. pyr.	sl.	good	damp	10%	tr.				
87	88	v.pgr.gm silicified mg. sst. → ext. silica chl. alt. / minor vitr. qtz.	sst.	good	dry.	3%		274605	87	91	0.89
88	89	gm silicified m-cg. sst. → ext silica chl. alt. / tr. pyr.	sst.	good	wet.		tr.				
89	90	pgr.gm silicified mg. sst. → ext. silica chl. alt. / minor vitr. qtz. / tr. pyr.	sst.	med	damp.	4%	tr.				
90	91	As above but. 10% qtz + tr. asp.	sst.	good	damp	10%	tr.				

EUREKA GOLD MINES NL RC Hole LSRC 14 cont... Page 7 of 7

LOG & ASSAYS

Depth from	metres to	Descriptive Log	lithology	rec %	moisture	%qtz	%sulp	Sampling No#	from	to	Assays	
91	92	v.pgr.gm v.fg. sl. / 30% vitr. qtz.	sl.	med	wet.	30%		274606	91	92	0.39	
92	93	v.pgr. – v.pgr.gm v.fg sl. → ext chl. alt. / 25% vitr. qtz.	sl.	good	dry.	25%		274607	92	93	0.20	
93	94	pgr. – pgr.gm silicified mg. sst. → ext. silica chl. alt. / minor vitr qtz	sst.	good	wet.	2%		274608	93	95	0.13	
94	95	v.pgr.gm chl. spotted fg. sl. → ext.chl. alt. / 8% vitr. qtz.	sl.	poor	wet.	8%						
95	96	v.pgr.gm + dark gm. chl. spotted v.fg sl. → ext. chl. alt. / 30-40% vitr. qtz / pgr. veinlets.	sl.	poor	wet.	30-40%	≤1%	274609	95	96	0.17	
96	97	pgr.gm silicified mg. sst. → ext silica chl. alt. / 5% vitr. qtz. / minor pgr + asp veinlets	sst.	poor	wet.	5%	≤1%	274610	96	97	0.07	0.06
97	98	gr. mg. sst. + gm. v.fg. spotted sl. / minor vitr. qtz / tr. epidote / tr. pgr.	sst/sl	v.poor	wet.	≤1%	tr.	274611	97	98	0.06	
98	99	gr. mg. sst. + 70% gm. silicified mg. sst. → ext silica chl. alt. / min. white sl. / min. vitr. qtz.	sst.	poor	wet.	≤1%		274612	98	99	0.08	
99	100	mostly mg. sst. + minor chl. silicified mg. sst. / minor vitr qtz. / tr. pgr.	sst.	v.poor	wet	≤2%	tr.	274613	99	100	0.13	
100	101											
		EOH.										
101	102											
102	103											
103	104											
104	105											
105	106											
106	107											

EUREKA GOLD MINES NL

RC HOLE LOG LSRC 15			
Project: LEVAN STAR.			
Northing: 10088·43	Easting 10158·40	RL 519·02	Started: 10/9/94
Azimuth: 126	Dip -50	Depth 100	Finished: 11/9/94
Driller PAUL HARDY.			Logged by: M WLASENKO

SURVEY DATA Camera type:

Depth	Azimuth	Dip	Depth	Azimuth	Dip

LOG & ASSAYS

Depth from	metres to	Descriptive Log	lithology	rec %	moisture	%qtz	%sulp	Sampling No#	from	to	Assays ppm
0	1							274614	BLANK.		0·02
1	2										
2	3										
3	4	deep red/bn. v.fg. spotted sl. → ext Fe staining / minor vitreous quartz.	sl.	poor	dry.	2%		274615	3	7	<0·02
4	5	As above. but no qtz.	sl.	med	dry.						
5	6	violet + bn + lt. bn mg. weathered sst.	sst.	med	dry						
6	7	v.pgr. + violet + lt. bn. mg weathered sst. / minor Fe staining.	sst.	med	dry.						
7	8	lt. ylw. bn – violet weathered m/fg. sst. → mod.-ext. Fe staining.	sst.	good	dry.			274616	7	-10	0·02
8	9	violet + lt. ylw. bn. weathered m/g. sst. → light-mod Fe staining.	sst.	good	dry.						
9	10	violet, bn. weathered fg. spotted sl. / minor puggy material (5%)	sl.	good	dry.						
10	11	ylw. bn. weathered m/g. sst. → mod-ext Fe staining / 5% vitr. qtz.	sst.	med.	dry.			274617	10	14	0·04

LOG & ASSAYS

Depth from	metres to	Descriptive Log	lithology	rec %	moisture	%qtz	%sulp	Sampling No#	from	to	Assays	
11	12	violet ln. weathered fg. spotted sl. / minor vitr. qtz.	sl.	good	dry.	≤1%						
12	13	As above + ylw ln mfg. sst.	sl	good	dry.	≤1%						
13	14	violet ln soft, weathered. fg. spotted sl.	sl.	good	dry.							
14	15	violet + ylw ln soft, weathered, fg-sl. → mod. Fe staining.	sl.	good	dry.			274618	14	18	<0.02	
15	16	As above + v. minor qtz.	sl.	good	dry.	tr.						
16	17	violet ln → ylw ln soft weathered fg. sl. → mod Fe staining.	sl.	med.	dry.							
17	18	violet ln + red ln. v. soft weathered fg. sl. spotted / mod. Fe. staining.	sl.	good	dry							
18	19	violet, ln + ylw ln. hard weathered mg. sst. → light Fe staining / minor vitr. qtz.	sst.	good	dry.	2%		274619	18	22	<0.02	
19	20	lt. ylw ln + violet, weathered mg sst. → minor silicification, Light Fe staining / minor qtz.	sst.	good	dry.	1%						
20	21	violet, gr. + lt. ylw ln, weathered mg. sst. → light Fe staining / minor vitr. qtz	sst.	good	dry.	3%						
21	22	violet, gr. + ylw ln, soft mfg. sst + fg. sl. (weathered) → light Fe staining.	sl/sst	good	dry.							
22	23	violet gr. + ylw ln, weathered mg. sst. → slightly friable, light Fe staining / minor vitr. qtz.	sst.	med	dry.	2%		274620	22	26	<0.02	
23	24	pgr. violet + ylw ln, mostly silicified, weathered mg. sst. → lt. Fe staining / minor qtz.	sst.	good	dry.							
24	25	violet ln + ylw ln. soft, weathered fg. spotted sl. → light - mod. Fe staining.	sl.	good	dry.							
25	26	violet, soft, weathered, fg. sl. (spotted) / minor mfg. sst. / light - mod. Fe staining	sl.	good	dry.							
26	27	lt. ln. violet, soft, weathered. fg. spotted sl. → light Fe. staining.	sl.	good	dry			274621	26	30	<0.02	

EUREKA GOLD MINES NL RC Hole LSRC 15 cont...

LOG & ASSAYS

Depth from	metres to	Descriptive Log	lithology	rec %	moisture	%qtz	%sulp	Sampling No#	from	to	Assays
27	28	pgr. + lt. ylw. ln, weathered silicified mg. sst. → lt. Fe staining / min. vitr. qtz.	sst.	good	dry.	2%					
28	29	ylw. ln + lt. ln hard, weathered, fg. sl. / mod. Fe staining / minor silicified sst. / minor qtz.	sl.	med	dry.	1%					
29	30	lt. ln, hard, weathered fg. sl. → light Fe staining.	sl.	good	dry.						
30	31	lt. ln. weathered fg. sl. → lt.-mod. Fe. staining / 7% vitr. qtz.	sl.	good	dry	7%		274622	30	31	0.03
31	32	violet + lt. ln. weathered fg. sl. (spotted) → light Fe staining / minor vitr. qtz.	sl.	good	dry.	1%		274623	31	35	0.02
32	33	As above but no qtz.	sl.	good	dry.						
33	34	lt. ylw. gr. weathered, hard silicified mg. sst. → lt. Fe staining / 20% cg qtz granules / 5% vitr. qtz	sst.	good	dry.	5%					
34	35	mostly coarse ~~cg~~ rounded granular qtz. grains	sst.	good	dry.						
35	36	mostly coarse rounded granular qtz grains minor sl. + mg-~~cg~~ sst. / lt. Fe staining.	sst.	good	dry.			274624	35	37	0.08
36	37	lt. ylw. gr. → ln weathered, silicified mg. sst. → lt.-mod. Fe staining / 20% granular qtz.	sst.	good	dry.						
37	38	red ln weathered mg. sst. → strong Fe staining / 20% qtz / 20% gr. puggy sheared material.	sst.	good	dry.	20%		274625	37	38	0.63
38	39	ylw. ln weathered mg. sst. / abundant fractured vitr. qtz. / 10% gr. sheared puggy material.	sst.	good	dry.	30%		274626	38	39	0.18
39	40	ylw. ln weathered cg. quartzose sst. → mod. Fe staining / 20% vitr. qtz.	sst.	good	dry.	20%		274627	39	40	0.02
40	41	lt. ln + dark red ln. weathered cg quartz sst. → mod. Fe staining / minor vitr. qtz	sst.	med	dry.	2%		274628	40	42	<0.02
41	42	lt. ln, weathered, silicified mg. quartzose sst. → lt.-mod. Fe staining / 8% qtz.	sst.	good	dry	8%					
42	43	ylw. ln weathered mg. silicified sst. → mod. Fe staining / 20% qtz / 10% gr. sheared puggy material.	sst.	good	dry.	20%		274629	42	43	0.03

EUREKA GOLD MINES NL RC Hole LSRC 15 cont... Page 4 of 7

LOG & ASSAYS												
Depth	metres	Descriptive Log						Sampling			Assays	
from	to		lithology	rec %	moisture	%qtz	%sulp	No#	from	to		
43	44	lt. ylw. bn silicified sst. → lt.-mod. Fe staining / minor vitr. qtz.	sst.	good	dry	2%		274630	43	47	3.44	3.52
44	45	As above.	sst.	good	dry	2%						
45	46	As above.	sst.	good	dry	2%						
46	47	ylw. bn silicified mg. sst. → ext. Fe staining / minor violet, fg. sl. / m nor. vitr. qtz.	sst.	good	dry	1%						
47	48	lt. bn silicified mg. sst. → lt. Fe staining / 5% vitr. qtz / 10% fracture surfaces	sst.	good	dry	5%		274631	47	51	0.17	
48	49	lt. org. bn silicified mg. sst. → light + 5% strong Fe staining / 8% fracture surfaces / 6% qtz	sst.	good	dry	6%						
49	50	violet grey silicified mg. sst. (weath.) light.-mod. Fe staining / min. vitr qtz. / 5% fractures.	sst.	good.	dry.	2%		274632	STANDARD		3.35	
50	51	lt. bn, mod. silicified mg. sst. (light weath.) → light Fe staining / 10% vitr. qtz.	sst.	good	dry.							
51	52	lt. bn. gry → ylw silicified, lightly weathered mg. sst. → lt. Fe staining / 5% fractures.	sst.	good	dry			274633	51	55	0.54	
52	53	v. pgr + ylw. bn silicified mg. sst. → 30% strong Fe staining.	sst.	good	dry.							
53	54	lt. bn silicified mg. sst. (light. weath) → mostly lt. Fe staining (2% strong) / min vitr. qtz.	sst.	good	dry.	1%						
54	55	bn, silicified mfg. sst. + fg. sl. (lt.-mod Fe staining / 10% fractures / min. vitr. qtz.	sst/sl.	good	dry.	2%						
55	56	lt. pink, bn silicified fg. sl. → light Fe staining / 20% fractures.	sl.	good	dry.			274634	55	59	0.63	
56	57	lt. pink, bn silicified fg. sl. → light Fe staining / 20% fractures → surfaces Fe stained.	sl.	good	dry.							
57	58	lt. pink, bn fg. sl. → mod. Fe staining / 30% fractures → surfaces Fe stained.	sl.	good	dry.							
58	59	lt. ylw. bn + violet grey, partially silicified fg. sl. → mod. Fe staining / 30% fractures → surfaces Fe stained	sl	mod	dry.							

EUREKA GOLD MINES NL RC Hole LSRC 15 cont... Page 5 of 7

LOG & ASSAYS											
Depth	metres	Descriptive Log						Sampling			Assays
from	to		lithology	rec %	moisture	%qtz	%sulp	No#	from	to	
59	60	deep ylw-bn fg. sl. → ext Fe staining / 20% fractures / minor vitr. qtz.	sl.	good	dry.	2%		274635	59	62	0.30
60	61	violet grey + ylw-bn. fg. sl. → 40% Fe stained / 20% fractured	sl	good	dry						
61	62	lt. pink bn silicified fg. sl. → mod. Fe staining / 30% Fe stained fracture surfaces.	sl.	good	dry.						
62	63	lt. ylw-bn, fg. sl. → mod Fe staining / 25% vitr. qtz / 40% fractures → surfaces Fe stained.	sl.	good.	dry.	25%		274636	62	63	0.66
63	64	v. lt. pink bn v. fg. sl. → lightly weathered. v. minor fracturing.	sl.	good	dry.			274637	63	67	0.56
64	65	v. lt. ylw-bn fg. sl. → 10% Fe stained / 10% fracturing / minor vitreous qtz.	sl.	med.	dry.	1%					
65	66	As above + 15% vitr. qtz.	sl.	good.	dry.	15%					
66	67	90% dark ylw bn, ext. Fe stained fg sl. / 10% v. pgr. fg. fresh sl. / min. vitr. qtz	sl.	good	dry.	1%					
67	68	50% ylw. bn, mod. ext. Fe stained fg sl. / 50% v. pgr → lt bn fg. sl. / 30% fracturing.	sl.	good	dry.			274638	67	68	16.1
68	69	80% deep ylw bn, ext. Fe stained fg. sl. / 10% v pgr. fg sl. / 10% qtz / 60% fracturing.	sl.	good.	dry.	10%		274639	68	69	15.8
69	70	v. pgr. – violet, silicified, granulose sst. → 20% Fe stained / 30% vitr qtz / 20% fracturing.	sst.	good	dry	30%		274640	69	70	1.94
70	71	pgr. violet. silicified, mg quartz sst. → 20% Fe staining / 5% vitr. qtz / 10% fracturing	sst.	good.	dry	5%		274641	70	74	0.52
71	72	pgr. silicified mg. quartz sst. / 25% fractures → surfaces Fe stained / 8% vitr. qtz.	sst.	good	dry.	8%					
72	73	lt. pink, gry fg. sl. → 20% light Fe staining / 15% fracturing / minor vitr. qtz	sl.	med	dry	2%					
73	74	As above	sl.	good.	dry	2%					
74	75	lt. pink → pgr., partially silicified fg. sl. / 15% mod. Fe staining / minor vitr. qtz.	sl.	good	dry.	1%		274642	74	75	0.09

EUREKA GOLD MINES NL RC Hole LSRC 15 cont...

LOG & ASSAYS

Depth from	metres to	Descriptive Log	lithology	rec %	moisture	%qtz	%sulp	Sampling No#	from	to	Assays	
75	76	pgr. + ylw/lm, silicified mg. sst. → 60% mod. Fe staining / abundant fractures / 8% vitr qtz.	sst.	good	dry	8%		274643	75	76	0.50	
76	77	pgr. silicified mg. sst. → 5% light Fe staining / 5% vitr. qtz.	sst.	med	dry.	5%		274644	76	80	<0.02	
77	78	v. pgr. fg. sl. → minor Fe staining / minor vitr. qtz.	sl.	good	dry.	1%						
78	79	As above but minor Fe staining	sl.	good.	dry.	1%						
79	80	v. pgr. silicified m-cg. sst. → 30% light Fe staining / minor vitr. qtz.	sst.	good	dry.	1%						
80	81	v. pgr. – lt. lm silicified mg sst. → 40% heavy Fe staining / some grey sheared puggy material / minor qtz.	sst.	good	dry.	2%		274645	80	81	<0.02	
81	82	As above + 20% grey puggy material.	sst.	good	dry.	2%		274646	81	82	0.04	
82	83	lt. lm. lightly Fe stained mg. sst.	sst.	good.	dry.			274647	82	85	0.02	
83	84	As above / 20% Fe stained / 10% fracturing.	sst.	good.	dry.							
84	85	ylw/lm – Fe stained, spotted fg. sl. / 40% fracturing. / min. vitr. qtz.	sl.	good	dry.	3%						
85	86	grey. – occassionally puggy fg. sl. → 10% Fe stained / 8% vitr. qtz.	sl	good	dry.	8%		274648	85	86	0.06	
86	87	pgrgm + ylw/lm spotted (chl.) fg. sl. → 40-50% Fe stained / minor grey pugg.	sl.	good	dry.			274649	86	90	0.07	
87	88	pgr. – 30% Fe stained, silicified mg. sst. / several chl. coated fault. surfaces.	sst.	good	dry							
88	89	pgr. silicified mg. sst. → minor chl. alt, minor Fe staining / 15% org. puggy material (Fe stained)	sst.	med	dry			274650	STANDARD.		3.39	3.54
89	90	pgr.gm fg. sl. → minor chl. alt, 40% strong Fe staining / minor vitr. qtz.	sl.	good	dry.	2%						
90	91	pgr.gm chl. spotted. sl. → 30% mod. Fe staining.	sl.	good	dry			274651	90	94	0.02	

EUREKA GOLD MINES NL

RC Hole LSRC 15 cont...

LOG & ASSAYS												
Depth	metres	Descriptive Log						Sampling			Assays	
from	to		lithology	rec %	moisture	%qtz	%sulp	No#	from	to		
91	92	pgr. friable mg. sst. → 60% mod. Fe staining	sst.	good	dry.							
92	93	pgr. mod. friable mg. quartzose sst. → 15% strong Fe staining.	sst.	good	dry.							
93	94	pgr. mg. sst. (quartzose) → 30% mod. silica-chl. alt. — 10% strong Fe staining	sst.	good	dry.							
94	95	pgr. mg. sst. (quartzose) (70%) / + pgr. fg. spotted sl. (30%) / 20% fractured with assoc. strong Fe staining.	sst/sl.	good	dry.			274652	94	97	<0.02	
95	96	gr. fg. occasionally chl. spotted sl. / minor pg/org puggy material / min. Fe staining.	sl	good	dry.							
96	97	pgr. gm fg. sl. → 15% Fe stained / v. minor Fe stained qtz.	sl.	good	dry.	5%						
97	98	v. pgr. spotted sl. → 60% strong Fe staining 25% vitr. qtz. / qtz. fracturing.	sl.	good	dry.	25%		274653	97	98	0.02	
98	99	pgr. gm. chl spotted mfg sl. → v. minor Fe staining.	sl.	good	dry.			274654	98	100	<0.02	
99	100	v. pgr. gm chl. spotted v. fg sl. → ext. chl. alt / minor vitr. qtz.	sl.	v good	dry.	tr.						
100	101											
		EOH										
101	102											
102	103											
103	104											
104	105											
105	106											
106	107											

EUREKA GOLD MINES NL

RC HOLE LOG LSRC 16			
Project: LEVAN STAR.			
Northing: 10095·19	Easting 10139·58	RL 519·89	Started: 11/9/94
Azimuth: 126	Dip -60	Depth 60	Finished: 11/9/94
Driller PAUL HARDY.			Logged by: M WLASENKO

SURVEY DATA Camera type:

Depth	Azimuth	Dip	Depth	Azimuth	Dip

LOG & ASSAYS

Depth from	metres to	Descriptive Log	lithology	rec %	moisture	%qtz	%sulp	Sampling No#	from	to	Assays ppm
0	1							274655	BLANK.		<0·02
1	2										
2	3										
3	4	violet + ylw-bn fg. sl. → weathered + lightly Fe stained / minor vitr. qtz.	sl.	med	dry.	≤2%		274656	3	5	0·06
4	5	v.lt.bn fg. weathered, sl. → v light Fe staining / minor vitr. qtz.	sl.	good	dry.	≤2%					
5	6	deep ylw-bn weathered + ext. Fe stained fg. sl. / 15% vitr. qtz.	sl.	good	dry.	15%		274657	5	6	0·50
6	7	pgr. weathered, silicified, mg. sst. → 40% mod. Fe staining + 15% ext. / minor vitr. qtz	sst.	med	dry.	2%		274658	6	10	0·24
7	8	lt. pink grey weathered, silicified mg. sst. → 60% Fe stained / minor vitr. qtz	sst.	med	dry.	2%					
8	9	lt. pink gr. weathered, silicified cmg sst. → lt. Fe staining / minor vitr. qtz	sst.	med	dry.	2%					
9	10	lt. ylw gr. weathered silicified mcg sst. → 70% mod. Fe staining / minor vitr. qtz	sst.	med	dry	2%					
10	11	pink weathered mcg sst. → partially silicified, minor Fe staining.	sst.	good	dry.			274659	10	14	0·02

EUREKA GOLD MINES NL RC Hole SRC 16 cont...

LOG & ASSAYS

Depth from	metres to	Descriptive Log	lithology	rec %	moisture	%qtz	%sulp	Sampling No#	Sampling from	Sampling to	Assays	
11	12	violet + plyh.gr. mostly silicified mcg ssst. → 20% mod. Fe staining / 20% vitr. qtz.	ssst.	good	dry.	20%						
12	13	violet pink, silicified, weathered mcg ssst. / 3% vitr. qtz.	ssst.	good	dry.	3%						
13	14	ylw.ln + violet grey weathered, silicified mg ssst. → 30% Fe stained / 10% vitr. qtz.	ssst.	good	dry.	10%						
14	15	pgr. + violet + ylw weathered, silicified mg. ssst. → 20% light Fe staining	ssst.	good	dry.			274660	14	18	<0.02	
15	16	violet + ylw.ln weathered mg ssst. → 30% mod. Fe staining. / min. vitr. qtz.	ssst.	med	dry.	≤1%						
16	17	violet + lt. ylw.ln weathered mg. ssst. → 60% lt. – mod. Fe staining.	ssst.	good	dry.							
17	18	As above + minor vitr. qtz.	ssst.	good	dry.	5%						
18	19	pgr. + ylw.ln silicified mg. ssst. → 40% mod. Fe staining / 5% vitr. qtz.	ssst.	good	dry.	5%		274661	18	22	<0.02	
19	20	deep ylw.ln + pgr. weathered, strongly Fe stained, silicified mg. ssst. / 2% vitr. qtz	ssst.	good	dry.	2%						
20	21	pgr + ln weathered, silicified mg. ssst. → 40% Fe stained.	ssst.	good	dry.							
21	22	As above + minor vitr. qtz. / 20% fracturing.	ssst.	good	dry.	≤2%						
22	23	pgr + ln + ylw weathered, silicified mg. ssst. → 20% strong Fe staining.	ssst.	good	dry.			274662	22	26	<0.02	
23	24	p. ylw.ln weathered, silicified mg. ssst. → 80% mod. Fe staining / minor vitr. qtz.	ssst	good	dry	2%						
24	25	As above.	ssst.	good	dry.	2%						
25	26	violet + ylw.ln weathered, partially silicified mg ssst. / → 60% Fe stained	ssst.	good	dry							
26	27	pgr + dark ln weathered, silicified mg. ssst. → 80% strong Fe staining / 5% vitr. qtz	ssst.	good	dry.	5%		274663	26	30	0.02	

EUREKA GOLD MINES NL RC Hole LSRC16 cont...

LOG & ASSAYS

Depth from	metres to	Descriptive Log	lithology	rec %	moisture	%qtz	%sulp	Sampling No#	Sampling from	Sampling to	Assays
27	28	As above but with less quartz.	sst.	med.	dry.	≤1%					
28	29	yhw.ln weathered & Fe stained mg sst.	sst.	good	dry.						
29	30	olive.ln weathered & mod. Fe stained silicified mg sst.	sst.	good	dry.						
30	31	pgr. +yhw.ln weathered mfg sl./10% mod. Fe staining.	sst.	good	dry.			274664	30	34	0.04
31	32	gr. & yhw + v.pgr. weathered, mostly silicified mg. sst. → light-mod Fe staining/minor qtz	sst.	good	dry.	2%					
32	33	gr. + red.ln silicified mg. sst. & v.pgr. fg. sl. → all mod-ext. Fe stained.	sst/sl.	med	dry.						
33	34	v.pgr. weathered silicified mg. sst. → abundant fracturing + assoc. Fe staining/5% qtz.	sst.	good	dry.	5%					
34	35	gr. weathered mfg sl. → 30% Fe stained, assoc. with fracturing. / 4% vitr. qtz	sl.	good	dry.	4%		274665	34	38	<0.02
35	36	pgr.-yhw + red.ln weathered mg. sst. → 60% strong Fe staining/5% qtz with ll. oxide coats.	sst.	good	dry.	5%					
36	37	olive, gr weathered fg sl → light Fe staining / lightly fractured.	sl.	good	dry.						
37	38	gr. weathered mg. sst. → 15% Fe stained → assoc. with fracturing.	sst.	good	dry						
38	39	dull, gr.ln, lightly weathered mg. sst. → light Fe staining throughout.	sst.	good	dry.			274666	38	42	<0.02
39	40	As above.	sst.	good	dry.						
40	41	gr. mg. sst. → 20% Fe stained → assoc with fracturing, minor silicification	sst.	good	dry.						
41	42	gr.-yhw.ln mg. sst. → 90% strongly Fe stained / 10% silicified.	sst.	good	dry.						
42	43	gr. lightly weathered mg. sst. → 60% mod-ext. Fe stained/min. qtz/min. gr. phgg.	sst.	good	dry.	2%		274667	42	46	0.12

EUREKA GOLD MINES NL RC Hole LSRC 16 cont... Page 4 of 5

LOG & ASSAYS

Depth from	metres to	Descriptive Log	lithology	rec %	moisture	%qtz	%sulp	Sampling No#	from	to	Assays	
43	44	sst as above → 40% Fe stained / 5% qtz	sst.	good	dry.	5%						
								274668	STANDARD		3.46	
44	45	pgr. - red, lm weathered mg. sst. → 80% Fe stained / 5% qtz.	sst.	good	dry.	5%						
45	46	pgr. - red, lm weathered mg. sst. → 60% Fe stained / 5% qtz / minor white clay on fault surfaces.	sst.	good	dry	5%						
46	47	pgr. - red, lm + v. pgr. weathered mg. sst. → 30% Fe stained / minor vitr. qtz.	sst.	good	dry.	2%		274669	46	50	0.02	
47	48	pgr. - red, lm weathered mg. sst. → 80% Fe stained / minor vitr. qtz.	sst.	good	dry.	3%						
48	49	pgr. lightly weathered mg. sst. → 10% Fe stained → assoc. with fracturing / min. chl. coated fault.	sst.	good	dry.							
49	50	As above but 15% Fe stained / minor qtz / minor silicification / v. minor white clay.	sst	good	dry.	1%						
50	51	v. pgr - ylw weathered v. fg. sl. → 15% strong Fe staining / 7% vitr. qtz / minor lt. oxide.	sl.	good	dry.	7%		274670	50	54	0.03	0.02
51	52	pgr. v. lightly weathered mfg. sl. → v. minor Fe staining.	sl.	good	dry.							
52	53	pgr. weathered fg. sl. → 30% Fe stained → assoc. with fracturing.	sl.	good	dry							
53	54	pgr. weathered fg. sl. → mostly Fe stained. → assoc. with fracturing	sl.	good	dry							
54	55	pgr. weathered mfg sst. → 60% strongly Fe stained → assoc. with fractures.	sst.	good	dry.			274671	54	58	0.02	
55	56	pgr. mg. sst. → 50% Fe stained / minor silicification / mod. sericite alt.	sst.	good	dry.							
56	57	pgr. lightly weathered. mg. sst. → 20% mod. Fe staining / min. vitr. qtz. / min. lt. oxide.	sst.	good	dry.	≤1%						
57	58	pgr. - lt. lm weathered, slightly friable mg. sst. → lt. Fe staining / mod. sericite alt.	sst.	good	dry							
58	59	lt. pink lm weathered, silicified mg. sst. → v. lt. Fe staining / minor vitr. qtz.	sst.	good	dry.	≤1%		274672	58	60	<0.02	

EUREKA GOLD MINES NL

RC Hole LSRC16 cont...

LOG & ASSAYS

Depth from	metres to	Descriptive Log	lithology	rec %	moisture	%qtz	% sulp	Sampling No#	from	to	Assays	
59	60	pgr. - lt. ylw, weathered, silicified	sst.	good	dry.							
		mg. sst. → light - mod. Fe staining/10-20% fracturing.										
60	61											
		EOH = 60m.										
61	62											
62	63											
63	64											
64	65											
65	66											
66	67											
67	68											
68	69											
69	70											
70	71											
71	72											
72	73											
73	74											
74	75											

EUREKA GOLD MINES NL

RC HOLE LOG LSRC 17			
Project: LEVAN STAR.			
Northing: 10093·68	Easting 10139·58	RL 519·68.	Started: 24/9/94
Azimuth: 126	Dip -50	Depth 45	Finished: 24/9/94
Driller PAUL HARDY.			Logged by: M. WLASENKO

SURVEY DATA Camera type:

Depth	Azimuth	Dip	Depth	Azimuth	Dip

LOG & ASSAYS

Depth from	metres to	Descriptive Log	lithology	rec %	moisture	%qtz	%sulp	Sampling No#	Sampling from	Sampling to	Assays ppm	
0	1	SAMPLE NOT COLLECTED.						274673	BLANK.		<0·02	0·03
1	2	AS ABOVE.										
2	3	AS ABOVE.										
3	4	v.pg-tan weathered mg silicified sst, 20-30% strongly Fe stained, 15% vitreous qtz.	sst.	med	dry.	15%		274674	3	7	0·24	
4	5	tan-mauve weathered mg-fg sst + sl/ mild Fe staining.	sst/sl	med	dry							
5	6	mauve-deep tan weathered mg-cg sst/ partially silicified/40% strong Fe staining/2% qtz	sst	med	dry	2%						
6	7	purple-light tan weathered mg-cg sst./ partially silicified/8% qtz/70% mod. Fe staining.	sst	good	dry.	8%						
7	8	mauve-lt. tan weathered mg. sst/30% silicified/50% mod Fe staining/8% qtz.	sst.	good	dry.	8%		274675	7	11	0·15	
8	9	lm-tan weathered mfg sst. /80% strong Fe staining/minor silicification/<2% qtz.	sst	med	dry.	<2%						
9	10	As above but 60% strong Fe staining	sst.	med	dry.	<2%						
10	11	mostly lt. tan weathered silicified mg sst. + minor tan sl./light-mod Fe staining/3% qtz	sst.	med	dry.	3%						

EUREKA GOLD MINES NL RC Hole LSRC17 ....cont... Page 2 of 4

LOG & ASSAYS												
Depth	metres	Descriptive Log						Sampling			Assays	
from	to		lithology	rec %	moisture	%qtz	%sulp	No#	from	to		
11	12	mauve - v.pg. weathered silicified m-cg sst; light-mod Fe staining / ≤2% qtz	sst.	good	dry.	≤2%		274676	11	15	<0.02	
12	13	tan, mauve + red,lm weathered, silicified mcg sst / 60% mod. Fe staining.	sst.	good	dry.							
13	14	pg-mauve & tan silicified mg sst / 40% mod. Fe staining / 10% qtz / minor mica alt.	sst.	med	dry.	10%						
14	15	mauve weathered silicified mcg sst. / moderately fractured / white clay coats on fault surfaces / 10% qtz	sst.	good	dry	10%						
15	16	mauve - tan weathered silicified mcg sst. / 70% mod. Fe staining / 5% qtz. / mod. fract. / white clay coats on faults	sst.	med	dry.	5%		274677	15	19.	<0.02	
16	17	ylw,lm - d.lm weathered silicified mg sst / strong Fe staining / ext. fracturing / minor qtz.	sst.	good	dry	≤1%						
17	18	mauve + tan + lm, white weathered, mostly silicified / mg qtz sst. / 30% strong Fe staining / 3% qtz	sst.	good	dry.	3%						
18	19	deep red,lm weathered, silicified veinlets 1mm-5mm, mg qtz sst. / mod-strong Fe staining / minor white clay coats on faults.	sst	good	dry.			274678	19	23	<0.02	
19	20	mauve - tan weathered v.fg. sl. + fmg sst / light-mod Fe staining / ext. silica alt. in sst.	sl/sst.	good	dry							
20	21	mauve,lm + lt,ylw,lm weathered mfg sst. / 30% light-mod Fe staining / minor qtz.	sst.	good	dry.	≤1%						
21	22	mauve + lt,ylw,lm weathered mfg sst. / 40% light Fe staining / mod. fracturing / several white clay coated faults	sst.	med	dry	≤1%						
22	23	d.lm + mauve + lt,ylw,lm weathered mfg sst. / 70% strong Fe staining / mod-ext fracturing	sst.	good	dry							
23	24	mauve + red,lm weathered fg sl. / 40% mod Fe staining / mod. fracturing.	sl	good	dry.			274679	23	27	<0.02	
24	25	ylw,lm weathered v.fg sl. / ext. mod. Fe staining / several lt. oxide coats / minor soft clay (org,lm).	sl.	good	dry.							
25	26	mauve + lt,ylw,lm weathered fg. sl. / 60% lt.-mod Fe staining / mod. fracturing.	st	good	dry.							
26	27	mauve + lt. ylw,lm weathered mg. sst. / 40% lt.-mod Fe staining / mod-ext fract. / 3% qtz	sst	good	dry.	3%						

EUREKA GOLD MINES NL RC Hole LSRC17 cont...

LOG & ASSAYS

Depth from	metres to	Descriptive Log	lithology	rec %	moisture	%qtz	%sulp	Sampling No#	Sampling from	Sampling to	Assays	
27	28	ylw,bn weathered mcg sst / 90% mod. Fe staining / minor qtz / mod fracturing.	sst.	good	dry.	≤1%		274680	27	31	<0.02	
28	29	grey-og,bn weathered vfg, dark sl. / mod-ext. strong Fe staining / ext. fract. / bl. oxide coats.	sl.	good	dry.							
29	30	grey weathered mfg sst. (qwartzose) / 30% light Fe staining assoc. with fractures / min. bl. oxide / min qtz.	sst.	good	dry.	tr.						
30	31	as above but no qtz.	sst	good	dry.			274681	STANDARD		2.96	3.31
								274682	31	35	<0.02	
31	32	grey,gm weathered mfg sst. (qwartzose) / 30% mod. Fe staining / mod. fract. / bl. oxide coats	sst.	good	dry.							
32	33	vpg+pg,gm + ylw,bn weathered vfg sl. / 70% strong Fe staining / mod. fract. → bl. oxide coats.	sl.	good	dry							
33	34	pg,gm weathered (light) mfg sst. / 20% Fe stained / light micaceous / light fract. → min. bl. oxide coats.	sst	good	dry.							
34	35	pg,gm lightly weathered spotted sl. / mod. chl. alt. / 20% Fe stained / minor bl. oxide coats	sl.	good	dry.							
35	36	grey-bn weathered mg sst. / mostly strong Fe staining / ext. fract. → bl. oxide coats.	sst	good	dry.			274683	35	39	<0.02	
36	37	grey-pg weathered fg sl. / 30% light Fe staining / mod. fract. → black oxide coats.	sl.	good	dry.							
37	38	pg,gm-pink weathered vfg sl. / light Fe staining / light fracturing.	sl.	good	dry.							
38	39	pink-pg,gm weathered vfg sl. / light Fe staining / mod. fract. → min. white clay coated fracs / min. qtz.	sl.	good	dry.	≤1%						
39	40	pg,gm-pink weathered vfg sl. / mod. Fe staining → ext. fract. → abundant bl. oxide coats. / 15% qtz	sl.	good	dry	15%		274684	39	40	<0.02	
40	41	pg,gm weathered (light) fmg. sst. / minor fract. → assoc. minor Fe staining / → min. bl. oxide coats.	sst.	good	dry			274685	40	44	<0.02	
41	42	pg,gm weathered fmg sst. / mod. fracturing → 40% assoc. Fe staining. → bl. oxide coats.	sst.	good	dry.							
42	43	pg,gm lightly weathered fg sl. / light fracturing → 10% Fe stained → bl. oxide coats.	sl.	good	dry.							

EUREKA GOLD MINES NL

RC Hole 1SRC17 cont...

LOG & ASSAYS

Depth from	metres to	Descriptive Log	lithology	rec %	moisture	%qtz	%sulp	Sampling No#	from	to	Assays	
43	44	pg gm lightly weathered mfg sst. / 20% mod. Fe staining. → mod fracturing / minor Hoxide / minor white clay.	sst.	good	dry.							
44	45	As above. but 30% mod. Fe staining	sst.	good	dry.			274686	44	45	<0.02	
45	46	EOH.										
46	47											
47	48											
48	49											
49	50											
50	51											
51	52											
52	53											
53	54											
54	55											
55	56											
56	57											
57	58											
58	59											

NORTHING: 10095.2 RL: 519.89 HOLE: LSDDH 14

EASTING: 10139.58 MAG = 123.5° GRID AZIMUTH: 179.2° DIP: -60

DEPTH FROM	DEPTH TO	RX TYPE	LITHOLOGY DESCRIPTION	MINERALISATION STRUCTURE	TYPE	α	β	ALTERATION STYLE	REC%	GEOTEK RQD%	GEOTEK #s/m	SAMPLE NO#	FROM (m)	TO (m)	Au ppm
			FIRST 60m PRECOLLARED BY RC												
			SEE LOG FOR	LSRC 16								274687	BLANK		<0.02
60.8	61.6	SST	well sorted silified micaceous sst.	Core competant but displays brittle #'s, clay along joints				silification	65%						
					Jnt	50		v. pale whitish							
					Jnt	25		green				274688	60.8	62	0.27
61.6	62m.	SST.	"	Joints predomenantly α = 45, 52				whitish with	100						
				Spaced very 10-15cm. Thin	Jnt	52		violet-purple colour.				274689	62	63.8	6.00/ 588
				narrow, irregular between	Jnt	10		along joints							
				with α = 10, 32°				hematite							
				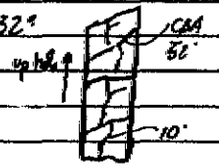								274690	63.8	65.5	0.22
								Rusty orange colour overprints white							
								colour as pages to 62m.							
				Black massive iron mineral coated on some joint planes.											
62m.	62.42	SST.	massive silified micaceous sst	two joints c̄ rough planar surfaces CBA = 85					100.						
62.42.	62.44	SST	massive silified mica. sst c̄ quartz vns.	Small qtz vns c̄ brittle fractures				Tan-brown							
								min. Fe staining	100.						
				Black massive Fe mineral along surfaces											
62.44	63.0	SILT	silt.	silt				Tan-brown.							
63.0	63.8	SST/SILT f	Very fine grained sst/silt Silified.	First 100mm solid core c̄ minor quartz veining (<15mm wide)				rusty orange colour Fe2O3 staining	100.						
				Then small fault α = 45°											
				of crushed sst/qtz for 50mm											
				Then back into indurated silified									PAGE 1 of 14		

NORTHING: RL:

EASTING:

HOLE: LSDDH 14

AZIMUTH: DIP:

DEPTH FROM	DEPTH TO	RX TYPE	LITHOLOGY DESCRIPTION	MINERALISATION STRUCTURE	TYPE	α	β	ALTERATION STYLE	REC%	GEOTEK RQD%	GEOTEK #s/m	SAMPLE NO#	FROM (m)	TO (m)	Au ppm
				sst with extensive small irregular joints. 38° α								274691	65.5	67	0.08
												274692	67	68.5	0.12
				At 63.40 contact c massive milky white qtz c brittle #s qtz has small vugs & open space growth of small qtz xtals. min sulphides	sst-qtz.	44									
				At 63.75m. Qtz juxaposes broken & sheared sst. 30mm long. sst has violet-purple staining & small qtz vns. qtz → Sheared sst → 30mm.											
63.8	65.5	SST.	Indurated fg-mg sst.	First 0.5m core competant c rare 3-4mm wide qtz vns. At 64.18. Joints α = 23°, 45, 42° From 64.50 core very broken. surfaces irregular.	Jnt " "	23 45 42.		V. pale whitish colour. Hint of pale green tint	100						
65.5	66.0.	SST.	Moderately indurated fg-mg sst.	Core fragmented but fragments now larger. Clay (white) along joints.				pale light rusty brown. Minor FeO staining.	100						

NORTHING: RL:

EASTING:

HOLE: LSDDH 14

AZIMUTH: DIP:

DEPTH FROM	DEPTH TO	RX TYPE	LITHOLOGY DESCRIPTION	MINERALISATION STRUCTURE	TYPE	α	β	ALTERATION STYLE	REC%	GEOTEK RQD%	GEOTEK #s/m	SAMPLE NO#	FROM (m)	TO (m)	Au ppm
66	67.1	SST.	Fg indurated sst.	Joints now at very low α	Jnt	10		pale tan/white	100						
				angles	Jnt.	12		colour							
		↓		fault/Joint 20-22mm wide											
				c̄ crushed sst. has α = 12°											
				& goes for ≑40cm											
				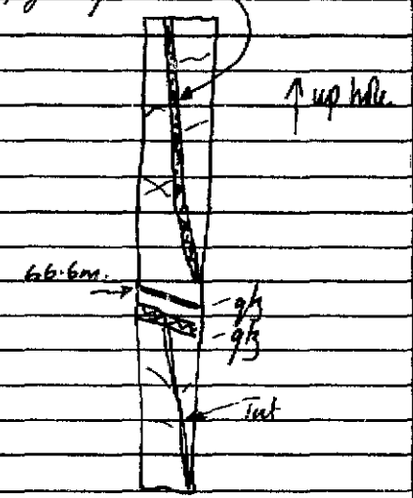											
				At 66.6m. small 1-2mm Qtz vn.	Qtz v.	60°			100						
				α = 60° then 5-10mm of fg sst,											
				then 20mm milky white											
				qtz vn. ?nonuniform Joint											
				α = 10° beneath qtz but does											
				not pass through Qtz											
67.1	67.6	SST.	Fg silicified sst	Jointing now at higher α	Jnt	48		FeO, hematite	100						
				angles. Light tan colour	Jnt	70°		staining							
				gradually changes to poly	Jnt.	78°									
				brown colour. c̄ purplish											
				tint. ∴ Hematite oxidising.											
				staining irregular.											

NORTHING: RL: HOLE: LSDDH 14

EASTING: AZIMUTH: DIP:

DEPTH FROM	DEPTH TO	RX TYPE	LITHOLOGY DESCRIPTION	MINERALISATION STRUCTURE	TYPE	α	β	ALTERATION STYLE	REC%	GEOTEK RQD%	GEOTEK #s/m	SAMPLE NO#	FROM (m)	TO (m)	Au ppm
				Qtz vn at 67.59. (10mm wide)	Qtz vn	73°			100						
				α = 73° brittle #s in qtz.											
				Joints 2cm above qtz vn have								274693	68.6	70.1	0.87
				massive black mineral											
				(Fe oxides) coated on surface.								694.	70.1	71.8	1.87/1.72
67.6	68.25	SST.	v.fg partially	Qtz vns at 67.95 (3mm) c̄				Tan brown (light)	100						
			silicified sst	xtals growth ⊥ to Joint/											
				Qtz vn contact. (α = 35°)	Qtz vn	35									
				- At 68.05m qtz vn (3-5mm											
				wide) α = 63°											
68.25	68.6.	sst.	Ferruginous silicified	68.25m xtalline clear qtz vn.					100.						
			sst	at high α angle. Jointing in	Jnt	70°									
				sst now 5-6cm apart.											
				α = 70°											
				Qtz vn at 68.50 α = 35° c̄	Qtz vn	35°									
				black massive Fe oxides.											
		f.		broken core ? fault											
68.6.	69.5.		Fg silicified sst.	Colour darkens & brown				oxidation of Fe	100						
				- orange colours due to				minerals.							
				Fe minerals oxidising											
				brittle #'s. Small irregular.											
				Joints α = 45-46°	Jnt	45.									
69.5	70.	SST	Fg micaceous sst	Abrupt colour change back to					100						
				light tan brown. Jnts α =											
				45°.											
70.	70.55	SST	Fg-mg micaceous sst	Solid core massive					100						

NORTHING: RL:

EASTING:

HOLE: LSDDH 14

AZIMUTH: DIP:

DEPTH FROM	DEPTH TO	RX TYPE	LITHOLOGY DESCRIPTION	MINERALISATION STRUCTURE	TYPE	α	β	ALTERATION STYLE	REC%	GEOTEK RQD%	GEOTEK #s/m	SAMPLE NO#	FROM (m)	TO (m)	Au ppm
70.55	71.80	SST.	Mg-fg sst	Competant core with					100						
				numerous irregular joints				hematitic							
				with brown/purplish				staining along				274695	71.8	72.8	7.85
				colouration, otherwise				Joints							
				whitish cream colour.								274696	72.8	73.7	0.22
OM															
71.80	73.70	SST. + Qtz vn	Fg sst with	Intense veining btw 72-72.50m				Oxidation of	100.						
			Quartz veins x-cutting	possibly parallel to bedding.				Fe-minerals							
				& at 90° to bedding	Jnt	90		along jnts							
					Q vn	64	310	5mm # surfaces							
					Q vn	60	140	12mm							
					Q vn	30	335								
					"	24	330								
					"	20	330								
				Qtz veining shows x-cutting relationships both ways; Qtz & brittle fractures & black FeO massive mineral coating surface. Qtz = milky white colour.											
				Qtz veins at 72.9 & 73m.	Q vn	60	070	8mm							
					Jnt	38	310								
					Jnt	40	300								
				73.05m	Q vn	47	200	40mm							
					Jnt	58.	115								

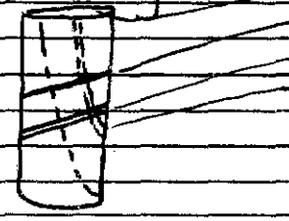

NORTHING: RL:

EASTING:

HOLE: LSDDH 14

AZIMUTH: DIP:

DEPTH FROM	DEPTH TO	RX TYPE	LITHOLOGY DESCRIPTION	MINERALISATION STRUCTURE	TYPE			ALTERATION STYLE	REC%	GEOTEK RQD%	GEOTEK #e/m	SAMPLE NO#	FROM (m)	TO (m)	Au ppm
73.70	75.05	SST.	Mg-Fg sst	few qtz vns.	Qvn.	59	230	10mm.	100						
				At 73.70 quartz vn is ftd	Jnt	40	155.								
				c̄ xtallnc clear vuggy qtz.	Jnt	50	210					274697	73.7	75.05	0.09
					Jnt	70	335								
75.05	75.78	SST.	Fg whitish cream coloured sst	15-12mm Qtz vn at 75.20 α = 21.								274698	75.05	76.55	0.36
75.78	76.08	Qtz. SST.	Fe stained sst & Qtz veining.	First 10mm yellow-rusty coloured sst c̄ irreg. joints & small qtz vns followed by 50-60mm wide broken & jointed qtz vn. Some open space growth in qtz.				Fe oxided minerals staining qtz & sst.	100.						
76.08	76.55	SL	whitish pale slate	thin & friable.					100						
76.55	77.0	SST.	v. fg quartzose, partially silicified sst.	massive, minor Fe staining.					100			274699	76.55	78.15	0.20
77.0.	77.5.	SL.	v. pale whitish SL c̄ slight green tint	fissile bedding α = 23° broken core from 77 to 77.15.					100						
77.5	78.15.	SST.	Fg indurated sst.	Broken core. Joints α = 18°					100						
78.15	78.65		CORE	LOSS.					0			274700	78.15	79.9	0.12/0.15
78.65	81.3.	SST f.	Fg indurated sst.	sst massive, small fault 10mm wide at 80.10m. crushed, puggy & clayey α = 42°.				rusty orange colour starts at 80.90m.				274701	79.9	81.3	0.18.

NORTHING: RL: HOLE: LSDDH 14

EASTING: AZIMUTH: DIP:

DEPTH FROM	DEPTH TO	RX TYPE	LITHOLOGY DESCRIPTION	MINERALISATION STRUCTURE	TYPE	α	β	ALTERATION STYLE	REC%	GEOTEK RQD%	GEOTEK #s/m	SAMPLE NO#	FROM (m)	TO (m)	Au ppm
				Jnts at regular α = 45-52°											
				Thin (<5mm) qz vns from 80.35m & 81.3.											
81.3	81.6	SL	SL c̄ Qtz vn.	brecciated # qtz vn c̄ extensive massive black Fe oxidation on joints/breaks. Vn ≑ 50mm wide. SL below qtz vn.				Fe oxidation rusty orange colouration	100			274702	81.3	82.4	0.39
81.6	82.85	SST	v.fg Tan coloured sst	few joints α = 45° thin qtz vns at 81.90m α = 56° 5-6 mm wide.					100						
82.85	88m.	SL SILT.	Indurated silt/slate. creamy-tan colour.	Bedding α = 28° Broken core at 84.75 due to broken qtz vn (≑ 35-40 mm wide). Black Fe mineral coating surface.					100			274703	82.4	83.9	0.13.
												274704	83.9	85	0.29
		f.		Fault at 84.92m. 10-15 mm wide small qtz vn associated c̄ it clay along joint. α = 85-90°								274705	STD		3.62/3.50
												274706	85	86	0.15
				From 85.15-86.70 joints consistantly have α = 42-55° Qtz vn at 85.60 parallel to Jnts (4-7mm wide).								274707	86	87	0.10
												274708	87	88	0.14
												274709	88	88.75	0.17

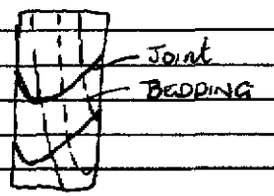

NORTHING: RL: HOLE: LSDDH 14

EASTING: AZIMUTH: DIP:

DEPTH FROM	DEPTH TO	RX TYPE	LITHOLOGY DESCRIPTION	MINERALISATION STRUCTURE	TYPE	α	β	ALTERATION STYLE	REC%	GEOTEK RQD%	GEOTEK #s/m	SAMPLE NO#	FROM (m)	TO (m)	Au ppm
88	88.3	SILT sl.	light brown/creamy silt-slate	broken core, pieces - 1-3 cm size.					100						
88.3	88.75	SILT/sl	Creamy/tan coloured silt/slate	Very fine # lines through out core					100						
* 88.75	88.95	f Qtz		POSSIBLE START OF ORE-ZONE fault - Qz vn. #ed & broken vuggy qz vn α = 50°. Joints coated in dark brown oxidised, massive Fe oxides. Some qtz fragments show small perfect qtz xtals				ferrigenous.	100			274710	88.75	90	1.71/1.74
88.95	89.05	SST	Brown, rusty coloured mg-fg sst.	Qtz vn - fg sst contact very ferrigenous. sst brown coloured				ferrigenous.	100						
89.05	89.60	SST f	light orangy tan coloured fg sst. - cg sst.	fg sst soft & weathered. (to hand a weathered granite appearance) breaks at 89.27, 89.40 & 89.50 to 89.55 are very soft & clay covered ? small faults.				minor Fe staining	100						
89.60	90.90	sl - cg sst.	Alternating cg sst - slate orangy-white colours.	Solid core with a few #'s to 90.15m. where core softens for 10 mm then hardens again At 90.25 very verg cg sst quartz vein α = 20° 60mm wide								274711	90	91.1	0.48

NORTHING: RL:

EASTING:

HOLE: LSDDH 14

AZIMUTH: DIP:

DEPTH FROM	DEPTH TO	RX TYPE	LITHOLOGY DESCRIPTION	MINERALISATION STRUCTURE	TYPE	α	β	ALTERATION STYLE	REC%	GEOTEK RQD%	GEOTEK #s/m	SAMPLE NO#	FROM (m)	TO (m)	Au ppm
		f		90·31-90·90 weathered, clayey fg to cg sst soft & broken at 90·45m.					100						
90·90	91·70	SST.	V.cg - fg sst.	Bedding disrupted ? slumping at time of deposition Clasts of fg sst-silt in very coarse gravel sst. Core competant.					100			274712	91·1	91·6	0·60
91·70	92·0	SST.	V cg sst. brown-ruddy colour.	weathered cg quartzose sst grains 1-3mm ø					100			274713	91·6	92·30	0·82
92·0	92·2.	SST.	V.fg sst silicified brownish-purple colouration	Broken small qz vn's with openspace growth. qz vn α=30°				Fe staining & oxidation of hematite	100						
92·2	92·28	SST	V.V. cg quartzose sst.	ruddy brown colouration joints parallel to qz vn above ≑30° α & α≑35°				Fe staining.	100						
92·28	92·38	SST	V.fg sst. orangy-white.									274714	92·30	92·9	1·62
92·38	92·9	SST.	V.cg quartzose sst Indurated.	Joint surface have dark brown oxidised iron minerals coated on surface (rough)				Fe staining oxidised Fe minerals.	100						

NORTHING: RL:
EASTING:
HOLE: LSDDH 14
AZIMUTH: DIP:

DEPTH FROM	DEPTH TO	RX TYPE	LITHOLOGY DESCRIPTION	MINERALISATION STRUCTURE	TYPE	α	β	ALTERATION STYLE	REC%	GEOTEK RQD%	GEOTEK #s/m	SAMPLE NO#	FROM (m)	TO (m)	Au ppm
			COLOUR CHANGE	ABRUPT AT 92.9m.											
			ORANGE/RUSTY →	BLUE/GREY.											
92.9	93.	SILT SL.	fg silt/soft pelite/slate	fg silt has fine sulphides dispersed throughout ≈ 5-8% appears to be pyrite ± arsenopyrite. Pelite has very little or no sulphides, & no rxn to dil 12% HCL. Sulphide in greater concentration at silt pelite boundary. (5-6% Pyrite ± arsenopyrite)					100			274715	92.9	93.3	0.16/0.10
93	93.3	SST/ sil/chert	½ core cg quartzose sst adjacent to silicified/chert-like core.	Sulphides again finely dispersed through the sst but not in the chert.					100.						
93.3.	93.6	SL	whitish very pale grey indurated slate	fine dark grey-green sulphide & stringers along & parallel to joints α = 23°					100.			274716	93.3	94.15	2.48/2.47
93.6	93.80	silt/ SST	fg grey indurated silt/sst	Grey (tarnished) sulphides evenly & finely dispersed throughout. Dark brown Fe_2O_3 coat. Joints at 93.80m.											
93.80	94.10	silt/ SL.	v.fg silt/slate.	clasts of slate/pelite within fine grained silt. Sulphides (8%) in silt.											



NORTHING: RL:

EASTING:

HOLE: LSDDH 14

AZIMUTH: DIP:

DEPTH FROM	DEPTH TO	RX TYPE	LITHOLOGY DESCRIPTION	MINERALISATION STRUCTURE	TYPE	α	β	ALTERATION STYLE	REC%	GEOTEK RQD%	GEOTEK #s/m	SAMPLE NO#	FROM (m)	TO (m)	Au ppm
				Core broken at 94-94.10m								274717	94.15	95	11.6
94.10	94.22	SST	fg bluish/grey sst	Quartz vn c̄ α=40° at 94.15m has variable thickness. Slight yellow colouration to the core ? a result of oxidation of stibnite to cervantite. Pyrite coats some small open spaces.				?oxidation of stibnite	100.			274718	95	95.6	0.45
94.22	94.45	qzt.	quartz, rusty-orange colour	broken core Fe_2O_3 coats quartz.					100						
94.45	94.9.	sst	V.fg sst, blue/grey	sst has spheroidal weathering effect. sst where fresh is a blue-grey colour. Where sst is weathered its a whitish cream colour & softer.											
				Core broken at 94.63: orangy rusty colouration.											
94.9	95.0	sst	Cg sst/quartz. orange/rust colour.	Quartz (milky white color) α = 50°, with a band of v. cg quartzose sst in the middle (3-4cm wide)		50.		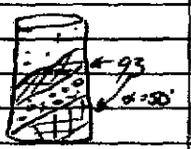	100.						
95.	95.6.	sst	Cg sst + silt orange rusty colour	Core solid with cemented cracks/joints. Heavily Fe stained sst											

NORTHING: RL: HOLE: LSDDH 14

EASTING: AZIMUTH: DIP:

DEPTH FROM	DEPTH TO	RX TYPE	LITHOLOGY DESCRIPTION	MINERALISATION STRUCTURE	TYPE	α	β	ALTERATION STYLE	REC%	GEOTEK RQD%	GEOTEK #s/m	SAMPLE NO#	FROM (m)	TO (m)	Au ppm
				sst very coarse grained with gradual fining of the size to a silt in the last 20cm.					100						
95.6	96.5	silt	silt/sst orange/rusty colour c̄ some areas a slight purple colour.	Core solid but numerous small joints. sst coarse grained, Bedding c̄ silt not evident					100.			274719	95.6	96.5	0.24
96.5	96.76	sst	Mg-Cg sst	Fe staining less. Core Indurated.								274720	96.5	97.4	0.29/0.33
96.76	97.10	sl.	whitish/pale cream coloured sl.	Thin beds of v. cg sst alternate c̄ (majority) slate.											
97.10	97.36.	sst.	Alternating Fg-mg sst c̄ (minor) sl	Minor Fe staining At 97.20 qtz vn (<50mm) α = 55-60) in white soft friable sl					100.						
97.36	97.4	sl	whitish soft friable slate.						100			274721	97.4	98.20	0.21
97.4	97.45	sst	Very Cg quartzose sst.						100						
97.45	97.60	sl.	white/cream coloured moderately indurated slate.						100						
97.60	97.70	sst.	Stripied sst	Joints in sst outlined by Fe stain.					100						

NORTHING: RL: HOLE: LSDDH14

EASTING: AZIMUTH: DIP:

DEPTH FROM	DEPTH TO	RX TYPE	LITHOLOGY DESCRIPTION	MINERALISATION STRUCTURE	TYPE	α	β	ALTERATION STYLE	REC%	GEOTEK RQD%	GEOTEK #s/m	SAMPLE NO#	FROM (m)	TO (m)	Au ppm
97.60	98.28	sl.	soft white friable slate	Bedding α = 43 at 98.28m contact with sst.											
98.28	98.48	sst.	Colour back to fresh blue/grey fg sst/sltst	Qtz vn at 98.32m has fractures perpendicular to vein wall.	Qz vn.	85		85°				274722	98.20	99.15	0.63
98.48	99.15	sst.	Very coarse grained quartzose pale blue/grey sst	Small accumulations of fine sulphides (pyrite/stibnite) sst silicified. - qz vn at 98.62 α = 40° - thin sl bed at 98.65 broken friable											
99.15	99.20	STIBNITE	Dark blue/grey metallic appearance.	almost 100% stibnite. ≈ 50mm wide with inclusions of quartz.					100			274723	99.15	99.7	12.8/12.9
99.20	99.40	sst/ch	fg sst pale grey/green and silicified light pale green chert. sst/chert α = 15-18°	Qtz vns 1-3mm wide α = 47° appear to be earlier than stibnite.	Qvn —	47 15-18		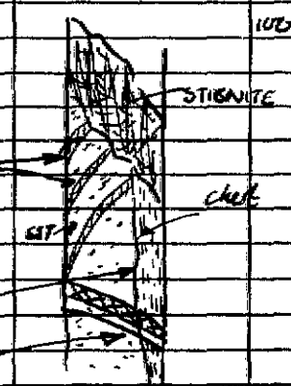							
99.4	99.50		Qtz vn./sst.	Qtz vein with 40% stibnite X-cuts bedding vein α = 40°											
99.5	101.1.	sst	fg sst bluish/grey colour.	Indurated v.fg sst quartzose sulphides in small clusters through-out.								274724	99.7	101.1	1.65/1.80.
				qz vn at 100-100.2 with.											

NORTHING: RL:

EASTING:

HOLE: LSJDH14

AZIMUTH: DIP:

DEPTH FROM	DEPTH TO	RX TYPE	LITHOLOGY DESCRIPTION	MINERALISATION STRUCTURE	TYPE	α	β	ALTERATION STYLE	REC%	GEOTEK RQD%	GEOTEK #s/m	SAMPLE NO#	FROM (m)	TO (m)	Au ppm
				open space growth.											
				structures & Fe staining.											
				α = 40											
				Thin qz vn network from											
				101-101.1.											
			HOLE ENDED	AT 101.1.											
			RODS SNAPPED	AT 30m MARK											
			UNABLE TO RECOVER.												

NORTHING: 10093.4 RL: 519.68 HOLE: LSDDH15

EASTING: 10139.58. MAG = 175.5 GRID AZIMUTH: 181.2 DIP: -51

DEPTH FROM	DEPTH TO	RX TYPE	LITHOLOGY DESCRIPTION	MINERALISATION STRUCTURE	TYPE	α	β	ALTERATION STYLE	REC%	GEOTEK RQD%	GEOTEK #c/m	SAMPLE NO#	FROM (m)	TO (m)	Au ppm
										SEE SEP. SHEETS					
				FIRST 45.10m RL predlar				↓							
45.1	48.0	mgsst	Mg well sorted well indurated sst	-40mm Fe'd & cemented qtz vn	Q.Vn	48	295	45.10 - 45.70 v.	95%			274725	BLANK		0.03
				at 45.15 ferruginous.	Jnt	20	130	light rustic orange							
				-30mm qtz vn at 45.25 bifurcates	Jnt	21	130	45.70 - 47.23 Slight				274726	45.1	46.5	0.02
				2 jnts discontinuous c̄ open	Jnt	24	295	reddish tinge							
				space rustic colour at ⁿ below	Jnt	60	175	47.23 - 48 whitish							
				2 qtz (small) dip in opp.				& marginally softer							
				direction								274727	46.5	48	0.04
				1-2mm Fe stained bands at											
				46.15 →		40	85								
					Jnt	54	170	@ 46.7							
					"	78	175	@ 46.7							
					"	77	345	@ 46.35							
					"	55	178	@ 47.08							
					"	51	180	@ 47.25							
					"	40	195	@ 47.76							
48.0	48.5	silt	Silicified silt	Small qtz vns (<3mm) c̄ vugs	"	45	125	Oxidat^n of	110%			274728	48	49.4	0.03
				(Fe stained) Change from	Q.Vn	45	330	hematite causes							
				sst (48.0m) to silt gradual.	Jnt	35	340	purplish-red							
				Jnts & Vn's cut on another.	Q.Vn.	35	60	staining along jnts							
								otherwise							
								whitish colour.							
48.5	48.80	sst.	Very fine grained sst Moderate induration	Broken core at 48.6 - 48.70.	Jnt	40	30	whitish colour							
								changing slightly							
								to orange tinge							
48.8	49.40	silt-sst	Silt-sst	Massive - few joints.	Jnt	70	225	Colour lightens to	100.						
				oxidation of hematite identified	"	53	60	whitish-purplish							
				by purplish staining.	"	55	120	tinge							

NORTHING: RL:

EASTING:

HOLE: LSDDH 15

AZIMUTH: DIP:

DEPTH FROM	DEPTH TO	RX TYPE	LITHOLOGY DESCRIPTION	MINERALISATION STRUCTURE	TYPE	α	β	ALTERATION STYLE	REC%	GEOTEK RQD%	GEOTEK #s/m	SAMPLE NO#	FROM (m)	TO (m)	Au ppm
49.4	49.7	sst	Fg sst with quartz	Vns are small & numerous					100			274729	49.4	50	4.17
			veining.	small joints, & oxidation	Jnt	40	130.	Oxidation of							
				of Fe on joint surfaces. Prominent				hematite with							
				joints are parallel to Vns				rusty orange →							
				Qtz vns. c 40-48mm wide	QVn	57	265	purplish staining							
					QVn	48	40.								
49.7	50.2	sst	White Fg-mg sst	3 thin qtz vns (<3mm wide) at	QVn	70	335.		"						
			massive, indurated	49.90m.	"	74	320								
					Jnt	52	190								
					"	55	180								
50.2	51.35	sst.	V. well indurated	Qtz Vns at 50.2m (35mm wide)	QVn	40	290	V. pale whitish	"			274730	50	50.7	0.28/0.23
			(partially silicified)	50.3m (10mm ")	QVn	50	250	grey colour &							
			V-fg sst.	with open space growth.	Jnt	53	175	red-purple colour							
				Numerous small irregular	Jnt	65	100.	along joints							
				joints with purplish red	Jnt	63	120					274731	50.7	52.10	4.23
				colouration	Jnt	75	210								
				Qtz Vn at 51.8 (8-10mm)	Jnt	22	160								
					"	60	20					274732	52.10	53.0	2.21
51.35	53.85	sst	Fg-Mg sst = thin	At 51.60-51.80 thin qtz vns all	"	70	20	rusty orange	98						
			qtz vns	& same orientation (<6mm wide)	"	62	205	colour							
				Minor Fe staining along	QVn	19	240					274733	53.0	54	4.05/3.81
				margins.	QVn	28	355								
				From 52.25 to 52.50 irregular	QVn	33	0								
				clusters of fine disseminated	QVn	50	38					274735	54	55.05	9.14
				dark grey mineral ? stibnite	Jnt	48	190								
				? hematite Slight purplish	"	50	250								
				staining at 52.70-53 &	"	65	338								
				53.20 - 53.30.	QVn	55	340								
				Small irreg. qz vn at 53.20	Jnt.	35	150								
				cross cuts joints & other qtz vns.	Jnt	8	20								

NORTHING: RL:

EASTING:

HOLE: LSDDH 15

AZIMUTH: DIP:

DEPTH FROM	DEPTH TO	RX TYPE	LITHOLOGY DESCRIPTION	MINERALISATION STRUCTURE	TYPE	α	β	ALTERATION STYLE	REC%	GEOTEK RQD%	GEOTEK #s/m	SAMPLE NO#	FROM (m)	TO (m)	Au ppm
				At 53.50 thin qz vn irregular & discontinuous								274735	55.05	56.0	0.17
				↑ up hole.											
			sst indurated pale whitish grey	Qtz vn <10mm at 53.80-54 α = 28-30° Very narrow irreg. vn & x-cutting qz vn & bluish copper colouration from. 53.80-54.05 Qtz vn at 54.15 (8-10mm ↕) at 54.26 (<5mm ↕)											
			fault.	At 54.45 broken, thed qtz vn. & Fe staining. SST weathered & also stained within qtz. 											
				From 55.20-55.55 softly reddish purplish colouration along joints. Jnts α = 85°, 58° Some joints c soft clay along margins											

NORTHING: RL:

EASTING:

HOLE: LSDDH 15

AZIMUTH: DIP:

DEPTH FROM	DEPTH TO	RX TYPE	LITHOLOGY DESCRIPTION	MINERALISATION STRUCTURE	TYPE	α	β	ALTERATION STYLE	REC%	GEOTEK RQD%	GEOTEK #s/m	SAMPLE NO#	FROM (m)	TO (m)	Au ppm
56.55	58.35	sst	whitish cream	Few joints α = 55° & 87°					100.			274736	56	57	0.04
			coloured, massive	From 56.55 – 56.85 reddish											
			Mg sst moderate	brown staining											
			induration	Broken core at 58m Thin								274737	57	58.10	0.03
				<1-2mm qtz vns at 58.15m α=30											
58.35	59.30	fault	fault/silt	Small ? Bedded fault								274738	58.10	59.0	<0.02
				silt broken, powdery & dry.											
				Qtz vn at 58.85m ≐ parallel											
				to bedding α = 18°.								274739	59.0	60.0	0.76
				Joints trend in opp. sense											
				& bedding											
												274740	60.0	61.4	0.22/0.20
59.30	59.65	silt/sst.	silt/sst	Ferrigenous rustic orange				Oxidation of	100.						
				zone 5mm wide α = 90°				Sulphides. &							
				at ~~58~~ 59.30m. Thin joints				? hematite							
				above & below are violet											
				red colouration.											
				Broken core from 59.50 –											
				59.65 ≐ fault.											
59.65	61.60	sst.	light tan mg sst.	Qtz vn 1-2mm	Qtz vn	17	280								
			& minor qtz veining	Minor Fe staining at 60.10	Jnt	25	360								
					Jnt	33	160								
				At 60.50m Qtz vn with bpd	Jnt	75	15								
				Vn = crushed sst. micaceous.	"	43	265								
				Qtz vn = 40-45mm wide	"	23	195								
				Qtz vn 12-13mm wide	"	78	40								
					Qtz vn	40	335								
				Numerous joints.	"	60	350								
					Jn	45	230								
					"	33	225								
				2mm wide qtz vn →	Qtz vn	45	300.								

NORTHING: RL: HOLE: LSDDH 15

EASTING: AZIMUTH: DIP:

DEPTH FROM	DEPTH TO	RX TYPE	LITHOLOGY DESCRIPTION	MINERALISATION STRUCTURE	TYPE	α	β	ALTERATION STYLE	REC%	GEOTEK RQD%	GEOTEK #s/m	SAMPLE NO#	FROM (m)	TO (m)	Au ppm
					Int	70	40								
61.60	63.10	silt-sl.	Light tan coloured silt slate:— fg sst.	? Bedding at 61.60 →	⊥	.	360	Rustic orange staining	95.			274741	61.40	62.0	0.04
					Int	65	40								
				Bedding at 62.2	⊥	20	340								
				Broken core at 62.22-62.6	f	18	338					274742	62.0	62.90	0.08
				fault at 62.6 parallel	Int	60	190								
				to bedding	"	48	60								
					"	75	140					274743	62.90	63.80	0.07
63.10	63.90	silt	Light tan coloured creamy silt-slate	Thin (<2mm) qtz vn at 63.60								274744	63.80	65.0	<0.02
63.9	64.3.	sst	Fg sst; fault.	5-6 mm qtz vn separates silt-sst contact with a brecciated faulted 2-3cm zone (α = 85-90°) followed by 6-7cm of solid sst, then crushed core								274745	65.0	65.95	0.20.
64.3	64.60	silt	Creamy tan silt/slate.	Broken core = slate. Soft at 64.40 ? small fault.											
64.6	65.05	sst	Creamy tan fg sst.	Massive.											
65.05	65.95.		fault/qtz vn.	At 65.05 rock = fg sst with a series of thin qtz vn (<3-4mm) α = 65-70° c purplish blue.											



NORTHING: RL: HOLE: LSDDH 12

EASTING: AZIMUTH: DIP:

DEPTH FROM	DEPTH TO	RX TYPE	LITHOLOGY DESCRIPTION	MINERALISATION STRUCTURE	TYPE			ALTERATION STYLE	REC%	GEOTEK RQD%	GEOTEK #s/m	SAMPLE NO#	FROM (m)	TO (m)	Au ppm
		f.		slight green tinge ? Copper Bearing mineralogy. At 65.35 Qtz vn c open space growth 50mm wide 65.5-65.46 massive silt rustic orange colour. 65.46 = qtz vn within sst Slight to ssl with 100mm qtz vn at 65.44 α=43° Beneath qtz vn = fault Crushed sst/qtz rustic orange colour. Slate beneath crushed zone.				Oxidation of Cu-bearing minerals 							
65.95	66.46	sst	Mg-fg creamy white sst									274746	65.95	67.05	0.04
66.46	67.4	sl-silt	Alternating thin bedded slate/silt in Fg sst.	Slate/sst beds (α=10°) are x-cut by 5-6mm wide broken qtz vns spaced ≈ every 10mm. ie 66.48, 66.60 66.80, 66.83. Broken core from 66.83-67.40								274747	67.05	68	2.33/2.13
67.4	67.45		Coarse grained indurated rustic-orange sst.	Qtz vn at 67.65 (4mm t) α=30° opposite to bedding. bedding  qtz vn											

NORTHING: RL:

EASTING:

HOLE: LSDDH15

AZIMUTH: DIP:

DEPTH FROM	DEPTH TO	RX TYPE	LITHOLOGY DESCRIPTION	MINERALISATION STRUCTURE	TYPE			ALTERATION STYLE	REC%	GEOTEK RQD%	GEOTEK #s/m	SAMPLE NO#	FROM (m)	TO (m)	Au ppm
67.65	68.5	sl.	Slate/qfz vns.	Contact at 67.65 = 4mm puggy zone.					100			274748	68.0	68.90	0.58
				Slate rusty pale orange coloured slate with a bed of sst from 67.90-68.00 α=15-20°				Minor oxidation							
				Base of sst in contact c̄ slate crushed ? bedded fault								274749	68.90	70.40	6.60
				Irregular qz fragments at 68.4m.											
68.5	69.23	sst	Mg-fg sst	Qtz vn (12-15mm) at 68.70 α= 85-90°					100			274750	70.40	71.0	0.06
				Purplish stains at 68.88 & 69.08 irregular : clusters of oxidised hematite											
												274751	71.0	71.95	11.3
69.23	70.20	silt	Rusty-orange silt/ sv. massive	massive					100						
70.20	70.40	f/sst	Crushed orangy coloured sst. fault.	30mm wide Qtz vn c̄ numerous joints followed by brecciated qfz in crushed sst c̄ rustic orange colour				Oxidation of Fe-bearing minerals.	100.						
70.4	71.0	sst.	Fg sst whitish c̄ purple/violet staining												
71.0	71.95	sst/f	Fg-mg sst/faulted.	First 50cm competent core c̄ minor Fe staining.											
				Qtz vn at 71.40 α = 79° (8mm)											
				71.10 α = 33° (8mm)											

NORTHING: RL:

EASTING:

HOLE: LSDDH 15

AZIMUTH: DIP:

DEPTH FROM	DEPTH TO	RX TYPE	LITHOLOGY DESCRIPTION	MINERALISATION STRUCTURE	TYPE	α	β	ALTERATION STYLE	REC%	GEOTEK RQD%	GEOTEK #s/m	SAMPLE NO#	FROM (m)	TO (m)	Au ppm
				At 71.50 colour deepens to rustic-orange & sst becomes brecciated. sst frags slightly white					100						
															
71.95	73.80	sst	fg sst.	Core indurated & competent. with purplish-violet staining at 72.20 - 72.26. From 72.40 – 73.80 core whitish c̄ lines of rustic orange staining along joints. - At 72.45 Qtz vn (8-10mm ℄) α = 34° Broken down centre of vn.. Each ½ has oxidised dk brown Fe staining. - At 72.65m qz vn (12-15mm ℄) is offset by joints. (α = 40°)					100.			274752	STD		3.61
												274753	71.95	73.40	5.93
															

NORTHING: RL:

EASTING:

HOLE: LSDDH 15

AZIMUTH: DIP:

DEPTH FROM	DEPTH TO	RX TYPE	LITHOLOGY DESCRIPTION	MINERALISATION STRUCTURE	TYPE			ALTERATION STYLE	REC%	GEOTEK RQD%	GEOTEK #s/m	SAMPLE NO#	FROM (m)	TO (m)	Au ppm
73.8	74.95	sst-slt	V fg sst-silt	Massive except for qtz vns.					100						
				at 74.25 (40mm) 74.34 &								274754	73.4	74.0	0.23
				74.36.											
				Qtz vn at 74.44 broken &											
				Fe stained.								274755	74.0	74.95	<0.02
74.95	76.75	slt/slt	Slate-silt	Slate/silt in contact											
			V/g sst.	very coarse grained								274756	74.95	76	<0.02
				sst. grain size = 1-2mm											
				mod. well sorted.											
				Qtz veining at 75.7 - 76m								274757	STD		3.38
				& 76.48 - 76.66.											
76.75	76.80	f/qt		Soft clayey zone either								274758	76.0	77.0	0.12
				side of 10-12 mm qtz vn.											
				(α = 40°)											
												274759	77.0	77.95	0.06
76.80	79.0	sst	Coarse grained.	Qtz veining at 77.38 - 77.55.											
				α = 50° & 40°. Qtz vn at											
				78.50 broken & minor Fe								274760	77.95	79.0	0.38/0.34
			YOUNGING DIRECTION	staining.											
			DOWN HOLE	SST grainsize gradually											
				reduces down hole. to 79m.								274761	79.0	79.75	<0.02
				to Fg sst.											
79.	79.80	sst	Fg whitish sst.	Broken core at 79.40 - 79.45.								274762	79.75	80.95	0.11
				Qtz vn at 79.50 (5mm &.											
				α = 70°)											
												274763	80.95	82.0	<0.02
79.80	81.05	slt	Whitish/creamy	Qtz vn at 80.06 m (12mm)											
			silt/slate	80.30 m (6mm)											
				Broken core from 80.56 - 81.05											
				includes thin qtz vns.									PAGE 9 of 10		

NORTHING: RL:

EASTING:

HOLE: LSDDH 16

AZIMUTH: DIP:

DEPTH FROM	DEPTH TO	RX TYPE	LITHOLOGY DESCRIPTION	MINERALISATION STRUCTURE	TYPE	α	β	ALTERATION STYLE	REC%	GEOTEK RQD%	GEOTEK #s/m	SAMPLE NO#	FROM (m)	TO (m)	Au ppm
81·05	82·45	silt	Massive whitish v. fg sst/silt	Jnts α = 26°, 72°, 50°					100			274764	82·0	83·0	0·03
				Qtz vn at 82·04 (12-14mm)											
				82·10 (3mm).											
				Core broken at 82·40								274765	83·0	84·0	0·03
82·45	83·06	sst	Coarse grained sst.	Jnts α = 58°. Core											
				crushed & fragmented at								274766	STD		3·59.
				82·90m.											
				Qtz vn at 82·97m (40mm)											
83·06	83·40	silt	Creamy coloured silt	massive											
83·40	84	sst.	Coarse grained sst	Sst very coarse grained											
				with last 30-40cm											
				quartzose rich.											
				EOH = 84 m.											

APPENDIX IV

LEVEN STAR, BELLTOPPER HILL

DRILL COLLAR, DOWN HOLE SURVEY AND ASSAY INFORMATION FOR 1994 DRILL HOLES

RECORD	HOLE	NORTHING	EASTING	RL	AMG N
1	LSDDH1	10006.000	10080.000	1020.000	5880045.729
2	LSDDH2	10004.000	10081.000	1020.000	5880045.120
3	LSDDH3	10000.000	10015.000	1002.500	5879993.678
4	LSDDH4	10040.000	10200.000	1046.800	5880157.278
5	LSDDH5	10010.000	10250.000	1025.000	5880173.980
6	LSDDH6	10033.160	10315.780	1023.830	5880238.177
7	LSDDH7	9915.000	10045.000	982.000	5879958.528
8	LSDDH8	10006.610	9881.030	1004.150	5879899.191
9	LSDDH9	10169.870	10200.250	1065.180	5880245.021
10	LSDDH10	10006.830	10463.930	1048.820	5880329.842
11	LSDDH11	10053.110	10399.670	1043.850	5880313.584
12	LSDDH12	9995.210	10640.070	1035.050	5880452.096
13	LSDDH13	10204.500	10406.370	1047.340	5880420.599
14	HMDDH1	10294.910	10395.560	1060.360	5880473.569
15	HMDDH2	10150.000	10146.000	1075.500	5880191.558
16	HMDDH3	10238.710	10215.620	1074.170	5880302.784
17	MA1DDH	10363.000	9867.000	984.000	5880129.105
18	MA2DDH	10400.000	9852.000	982.000	5880142.972
19	MA3DDH	10358.000	10129.000	1026.000	5880316.000
20	LSRC1	10081.430	10347.930	1039.920	5880294.465
21	LSRC2	10103.990	10291.160	1043.020	5880267.747
22	LSRC3	10101.030	10263.220	1046.110	5880245.116
23	LSRC4	10094.140	10240.560	1049.840	5880223.735
24	LSRC5	10093.450	10214.800	1055.370	5880204.245
25	LSRC6	10032.020	10197.040	1044.350	5880149.712
26	LSRC7	10013.140	10169.870	1039.250	5880116.917
27	LSRC8	10002.140	10115.130	1028.820	5880069.072
28	LSRC9	10042.320	10052.430	1021.610	5880049.854
29	LSRC10	10039.130	10007.610	1016.780	5880014.602
30	LSRC11	10021.490	9982.750	1011.220	5879984.348
31	LSRC12	9990.800	9942.530	1000.360	5879933.953
32	LSRC13	9992.880	9908.410	1001.990	5879910.156
33	LSRC14	10007.110	9879.550	1004.000	5879898.435
34	LSRC15	10088.430	10158.400	1065.700	5880159.206
35	LSRC16/D14	10095.190	10139.580	1066.570	5880149.864
36	LSRC17/D15	10093.680	10139.580	1066.360	5880148.846

RECORD	AMG E	AMG RL	DEPTH	AZIMAG	AZIAMG	AZIGRID	DIP
1	263820.854	473.320	100.60	302.0	310.0	357.7	-50.0
2	263823.006	473.320	162.40	302.0	310.0	357.7	-65.0
3	263781.463	455.820	110.40	302.0	310.0	357.7	-50.0
4	263876.647	500.120	49.50	302.0	310.0	357.7	-55.0
5	263932.513	478.320	140.70	302.0	310.0	357.7	-65.0
6	263959.757	477.150	60.50	302.0	310.0	357.7	-55.0
7	263864.466	435.320	333.00	302.0	310.0	357.7	-60.0
8	263686.259	457.470	199.00	302.0	310.0	357.7	-63.0
9	263780.899	518.500	201.00	132.0	140.0	187.7	-50.0
10	264079.085	502.140	98.50	301.0	309.0	356.7	-55.0
11	264001.581	497.170	9.00	294.0	302.0	349.7	-52.5
12	264206.420	488.370	106.20	310.0	318.0	5.7	-55.0
13	263894.288	500.660	247.80	122.0	130.0	177.7	-50.0
14	263820.228	513.680	180.70	270.0	278.0	325.7	-50.0
15	263758.999	528.820	70.00	90.0	98.0	145.7	-50.0
16	263740.420	527.490	176.50	270.0	278.0	325.7	-50.0
17	263413.587	437.320	298.60	65.0	73.0	120.7	-45.0
18	263376.148	435.320	182.30	65.0	73.0	120.7	-45.0
19	263594.000	479.320	564.80	235.0	243.0	290.7	-55.0
20	263945.782	493.240	87.00	130.0	138.0	185.7	-60.0
21	263890.846	496.340	111.00	128.0	136.0	183.7	-54.0
22	263874.196	499.430	111.00	127.0	135.0	182.7	-55.0
23	263864.007	503.160	110.00	129.0	137.0	184.7	-55.8
24	263847.149	508.690	110.00	126.0	134.0	181.7	-55.3
25	263880.545	497.670	70.00	305.0	313.0	0.65	-56.0
26	263876.171	492.570	105.00	304.0	312.0	359.7	-55.0
27	263847.390	482.140	112.00	310.5	318.5	6.2	-55.5
28	263775.442	474.930	73.00	312.0	320.0	7.7	-59.8
29	263747.581	470.100	112.00	307.5	315.5	3.2	-54.3
30	263743.849	464.540	96.00	304.0	312.0	359.7	-55.0
31	263739.399	453.680	82.00	304.5	312.5	0.2	-51.0
32	263714.859	455.310	118.00	305.5	313.5	1.2	-50.0
33	263684.892	457.320	100.00	306.0	314.0	1.7	-50.5
34	263812.832	519.020	100.00	126.0	134.0	181.7	-50.5
35	263795.151	519.890	101.10	123.5	131.5	179.2	-60.0
36	263796.266	519.680	84.00	125.5	133.5	181.2	-51.0

RECORD	HOLE	SURDEPTH	AZIMUTH	AZIAMG	AZIGRID	DIP
1	LSDDH1	10.00	302.0	310.0	357.7	-50.00
2	LSDDH1	52.00	302.0	310.0	357.7	-50.00
3	LSDDH1	100.60	301.0	309.0	356.7	-50.00
4	LSDDH2	10.00	302.0	310.0	357.7	-65.00
5	LSDDH2	50.00	304.0	312.0	359.7	-66.50
6	LSDDH2	102.40	305.0	313.0	0.7	-66.00
7	LSDDH2	162.40	301.0	309.0	356.7	-66.00
8	LSDDH3	10.00	302.0	310.0	357.7	-50.00
9	LSDDH3	51.50	303.0	311.0	358.7	-50.50
10	LSDDH3	110.40	300.0	308.0	355.7	-51.50
11	LSDDH4	10.00	302.0	310.0	357.7	-55.00
12	LSDDH4	49.50	299.0	307.0	354.7	-54.50
13	LSDDH5	10.00	302.0	310.0	357.7	-65.00
14	LSDDH5	51.50	301.0	309.0	356.7	-65.30
15	LSDDH5	102.00	300.0	308.0	355.7	-64.00
16	LSDDH5	140.70	295.0	303.0	350.7	-63.00
17	LSDDH6	10.00	302.0	310.0	357.7	-55.00
18	LSDDH6	51.50	301.0	309.0	356.7	-54.50
19	LSDDH7	10.00	302.0	310.0	357.7	-60.00
20	LSDDH7	99.00	290.0	298.0	345.7	-61.00
21	LSDDH7	149.50	288.0	296.0	343.7	-60.00
22	LSDDH7	201.00	283.0	291.0	338.7	-60.00
23	LSDDH7	249.00	284.0	292.0	339.7	-60.00
24	LSDDH7	302.50	283.0	291.0	338.7	-59.50
25	LSDDH8	10.00	302.0	310.0	357.7	-63.00
26	LSDDH8	54.00	301.0	309.0	356.7	-63.00
27	LSDDH8	101.00	302.0	310.0	357.7	-63.00
28	LSDDH8	152.60	300.0	308.0	355.7	-62.50
29	LSDDH8	199.00	298.0	306.0	353.7	-62.00
30	LSDDH9	10.00	132.0	140.0	187.7	-50.00
31	LSDDH9	60.00	131.0	139.0	186.7	-52.00
32	LSDDH9	149.00	128.0	136.0	183.7	-52.50
33	LSDDH9	201.00	125.0	133.0	180.7	-52.50
34	LSDDH10	10.00	301.0	309.0	356.7	-55.00
35	LSDDH10	56.00	297.0	305.0	352.7	-57.00
36	LSDDH10	98.50	298.0	306.0	353.7	-57.00
37	LSDDH11	10.00	294.0	302.0	349.7	-52.50
38	LSDDH12	10.00	310.0	318.0	5.7	-55.00
39	LSDDH12	58.60	310.0	318.0	7.7	-55.00
40	LSDDH12	106.20	308.0	316.0	3.7	-55.00
41	LSDDH13	10.00	122.0	130.0	177.7	-50.00
42	LSDDH13	51.30	119.0	127.0	174.7	-51.00
43	LSDDH13	160.00	114.0	122.0	169.7	-49.00
44	HMDDH1	0.00	270.0	278.0	325.7	-50.00
45	HMDDH2	0.00	90.0	98.0	145.7	-50.00
46	HMDDH3	0.00	270.0	278.0	325.7	-50.00
47	MA1DDH	0.00	65.0	73.0	120.7	-45.00
48	MA1DDH	43.00	74.0	82.0	129.7	-44.00
49	MA1DDH	239.60	80.0	88.0	135.7	-37.00
50	MA1DDH	296.00	81.0	89.0	136.7	-37.00
51	MA2DDH	0.00	65.0	73.0	120.7	-45.00
52	MA2DDH	75.00	69.0	77.0	124.7	-44.00
53	MA2DDH	124.00	71.0	79.0	126.7	-42.00
54	MA2DDH	154.00	72.0	80.0	127.7	-41.00
55	MA2DDH	179.30	72.0	80.0	127.7	-40.00
56	MA3DDH	0.00	235.0	243.0	290.7	-55.00

RECORD	HOLE	SURDEPTH	AZIMUTH	AZIAMG	AZIGRID	DIP
57	MA3DDH	78.10	235.0	243.0	290.7	-55.00
58	MA3DDH	143.00	237.0	245.0	292.7	-52.00
59	MA3DDH	197.35	237.0	245.0	292.7	-50.00
60	MA3DDH	254.65	239.0	247.0	294.7	-48.50
61	LSRC1	3.00	130.0	138.0	185.7	-60.00
62	LSRC1	47.00	132.0	140.0	187.7	-62.00
63	LSRC1	86.00	133.5	141.5	189.2	-61.00
64	LSRC2	3.00	128.0	136.0	183.7	-54.00
65	LSRC2	110.00	129.5	137.5	185.2	-56.50
66	LSRC3	3.00	127.0	135.0	182.7	-55.00
67	LSRC3	38.00	131.0	139.0	186.7	-56.25
68	LSRC3	77.00	134.0	142.0	189.7	-52.75
69	LSRC4	3.00	129.0	137.0	184.7	-55.75
70	LSRC4	57.00	134.5	142.5	190.2	-58.75
71	LSRC5	3.00	126.0	134.0	181.7	-55.30
72	LSRC5	55.00	131.0	139.0	186.7	-59.25
73	LSRC5	109.00	133.5	141.5	189.2	-59.00
74	LSRC6	3.00	305.0	313.0	0.65	-56.00
75	LSRC6	35.00	310.0	318.0	5.7	-56.00
76	LSRC6	69.00	312.0	320.0	7.7	-56.75
77	LSRC7	3.00	304.0	312.0	359.7	-55.00
78	LSRC7	60.00	309.0	317.0	4.7	-56.50
79	LSRC7	104.00	308.0	316.0	3.7	-57.00
80	LSRC8	3.00	310.5	318.5	6.2	-55.50
81	LSRC8	111.00	310.0	318.0	5.7	-53.00
82	LSRC9	3.00	312.0	320.0	7.7	-59.75
83	LSRC9	72.00	312.0	320.0	7.7	-61.00
84	LSRC10	3.00	307.5	315.5	3.2	-54.30
85	LSRC10	52.00	301.5	309.5	357.2	-53.00
86	LSRC10	109.00	284.0	292.0	339.7	-43.00
87	LSRC11	3.00	304.0	312.0	359.7	-50.00
88	LSRC11	95.00	299.5	307.5	355.2	-49.50
89	LSRC12	3.00	304.5	312.5	0.2	-51.00
90	LSRC12	81.00	302.0	310.0	357.7	-52.50
91	LSRC13	3.00	305.5	313.5	1.2	-50.00
92	LSRC13	117.00	309.0	317.0	4.7	-49.50
93	LSRC14	3.00	306.0	314.0	1.7	-50.50
94	LSRC14	99.00	301.0	309.0	6.7	-52.50
95	LSRC15	3.00	126.0	134.0	181.7	-50.50
96	LSRC15	99.00	130.5	138.5	186.2	-52.00
97	LSRC16/D14	3.00	123.5	131.5	179.2	-60.00
98	LSRC16/D14	22.00	122.4	130.4	178.1	-60.00
99	LSRC17/D15	3.00	125.5	133.5	181.2	-51.00
100	LSRC17/D15	49.00	127.5	135.5	183.2	-52.00
101	LSRC17/D15	79.00	126.0	134.0	181.7	-52.00

RECORD	HOLE	SAMPLE NO	FROM	TO	AU-AV	AU	AU-RPT	AU-FA
1	LSRC1		0.00	3.00				
2	LSRC1	274001	3.00	7.00	0.03	0.03		
3	LSRC1	274002	7.00	9.00	0.00	<0.02		
4	LSRC1	274003	9.00	10.00	0.00	<0.02		
5	LSRC1	274004	10.00	14.00	0.00	<0.02		
6	LSRC1	274005	14.00	16.00	0.00	<0.02		
7	LSRC1	274006	16.00	17.00	0.00	<0.02		
8	LSRC1	274007	17.00	20.00	0.00	<0.02		
9	LSRC1	274009	20.00	24.00	0.00	<0.02		
10	LSRC1	274010	24.00	28.00	0.00	<0.02	<0.02	
11	LSRC1	274011	28.00	32.00	0.00	<0.02		
12	LSRC1	274012	32.00	36.00	0.00	<0.02		
13	LSRC1	274013	36.00	39.00	0.00	<0.02		
14	LSRC1	274015	39.00	43.00	0.00	<0.02		
15	LSRC1	274802	43.00	44.00	0.11			0.1
16	LSRC1	274803	44.00	45.00	0.17			0.1
17	LSRC1	274804	45.00	46.00	0.00			<0.0
18	LSRC1	274805	46.00	47.00	2.02			2.0
19	LSRC1	274017	47.00	51.00	0.18	0.18		
20	LSRC1	274018	51.00	55.00	0.00	<0.02		
21	LSRC1	274019	55.00	57.00	0.00	<0.02		
22	LSRC1	274020	57.00	59.00	0.13	0.12	0.14	
23	LSRC1	274021	59.00	63.00	0.00	<0.02		
24	LSRC1	274022	63.00	65.00	0.00	<0.02		
25	LSRC1	274023	65.00	67.00	0.00	<0.02		
26	LSRC1	274024	67.00	68.00	0.00	<0.02		
27	LSRC1	274025	68.00	69.00	0.05	0.05		
28	LSRC1	274026	69.00	70.00	0.00	<0.02		
29	LSRC1	274027	70.00	72.00	0.00	<0.02		
30	LSRC1	274028	72.00	75.00	0.00	<0.02		
31	LSRC1	274029	75.00	78.00	0.00	<0.02		
32	LSRC1	274030	78.00	80.00	0.12	0.12	0.12	
33	LSRC1	274031	80.00	82.00	0.00	<0.02		
34	LSRC1	274032	82.00	84.00	0.00	<0.02		
35	LSRC1	274033	84.00	87.00	0.00	<0.02		
36	LSRC2		0.00	3.00				
37	LSRC2	274035	3.00	7.00	0.00	<0.02		
38	LSRC2	274036	7.00	11.00	0.00	<0.02		
39	LSRC2	274037	11.00	15.00	0.00	<0.02		
40	LSRC2	274038	15.00	19.00	0.00	<0.02		
41	LSRC2	274039	19.00	22.00	0.00	<0.02		
42	LSRC2	274040	22.00	26.00	0.00	<0.02	<0.02	
43	LSRC2	274041	26.00	28.00	0.00	<0.02		
44	LSRC2	274042	28.00	30.00	0.00	<0.02		
45	LSRC2	274043	30.00	31.00	0.00	<0.02		
46	LSRC2	274044	31.00	32.00	0.00	<0.02		
47	LSRC2	274045	32.00	33.00	0.00	<0.02		
48	LSRC2	274046	33.00	34.00	0.00	<0.02		
49	LSRC2	274047	34.00	35.00	0.00	<0.02		
50	LSRC2	274048	35.00	36.00	0.00	<0.02		
51	LSRC2	274049	36.00	38.00	0.00	<0.02		
52	LSRC2	274806	38.00	39.00	0.00			<0.0
53	LSRC2	274807	39.00	40.00	0.02			0.0
54	LSRC2	274809	40.00	41.00	0.43			0.4
55	LSRC2	274810	41.00	42.00	0.10			0.1
56	LSRC2	274811	42.00	43.00	0.00			<0.0
57	LSRC2	274053	43.00	47.00	0.00	<0.02		
58	LSRC2	274054	47.00	51.00	0.00	<0.02		
59	LSRC2	274055	51.00	54.00	0.00	<0.02		
60	LSRC2	274056	54.00	57.00	0.03	0.03		
61	LSRC2	274057	57.00	61.00	0.05	0.05		
62	LSRC2	274058	61.00	63.00	0.02	0.02		

RECORD	AU-FA2	AS	SB	GRID-N	GRID-E	AMG-RL
1				10080.684	10347.857	491.941
2				10078.942	10347.686	488.910
3				10077.460	10347.535	486.306
4				10076.718	10347.459	485.005
5				10075.489	10347.330	482.831
6				10074.017	10347.175	480.222
7				10073.287	10347.094	478.914
8				10072.312	10346.987	477.171
9				10070.615	10346.797	474.116
10				10068.685	10346.575	470.620
11				10066.766	10346.350	467.117
12				10064.861	10346.117	463.607
13				10063.204	10345.910	460.531
14				10061.555	10345.700	457.452
15				10060.383	10345.549	455.248
16				10059.914	10345.488	454.367
17				10059.448	10345.426	453.485
18	1.95			10058.982	10345.364	452.602
19				10057.818	10345.208	450.395
20				10055.951	10344.953	446.867
21				10054.548	10344.758	444.223
22				10053.609	10344.626	442.461
23				10052.201	10344.427	439.820
24				10050.789	10344.222	437.181
25				10049.846	10344.085	435.423
26				10049.137	10343.981	434.105
27				10048.664	10343.911	433.226
28				10048.192	10343.842	432.348
29				10047.481	10343.735	431.031
30				10046.296	10343.556	428.837
31				10044.871	10343.338	426.206
32				10043.682	10343.155	424.015
33				10042.728	10343.006	422.263
34				10041.773	10342.855	420.512
35				10040.579	10342.666	418.324
36				10103.111	10291.104	495.126
37				10101.057	10290.975	492.295
38				10098.717	10290.825	489.055
39				10096.381	10290.672	485.811
40				10094.052	10290.519	482.563
41				10092.016	10290.383	479.719
42				10089.986	10290.245	476.871
43				10088.250	10290.126	474.428
44				10087.093	10290.046	472.798
45				10086.227	10289.986	471.575
46				10085.650	10289.946	470.759
47				10085.073	10289.905	469.943
48				10084.497	10289.865	469.127
49				10083.920	10289.824	468.311
50				10083.345	10289.783	467.494
51				10082.482	10289.721	466.268
52				10081.620	10289.659	465.043
53				10081.045	10289.618	464.225
54				10080.471	10289.577	463.408
55				10079.898	10289.535	462.589
56				10079.325	10289.494	461.771
57				10077.892	10289.390	459.725
58				10075.606	10289.221	456.447
59				10073.610	10289.071	453.575
60				10071.902	10288.942	451.113
61				10069.914	10288.789	448.236
62				10068.213	10288.659	445.768

RECORD	HOLE	SAMPLE NO	FROM	TO	AU-AV	AU	AU-RPT	AU-FA
63	LSRC2	274059	63.00	65.00	0.08	0.08		
64	LSRC2	274060	65.00	67.00	0.01	<0.02	0.02	
65	LSRC2	274061	67.00	68.00	0.00	<0.02		
66	LSRC2	274062	68.00	69.00	0.00	<0.02		
67	LSRC2	274063	69.00	70.00	0.05	0.05		
68	LSRC2	274064	70.00	73.00	0.14	0.14		
69	LSRC2	274065	73.00	77.00	0.00	<0.02		
70	LSRC2	274066	77.00	78.00	2.85	2.67	3.03	
71	LSRC2	274067	78.00	79.00	0.56	0.55	0.58	
72	LSRC2	274812	79.00	80.00	0.59			0.5
73	LSRC2	274813	80.00	81.00	0.71			0.7
74	LSRC2	274814	81.00	82.00	0.05			0.0
75	LSRC2	274815	82.00	83.00	0.00			<0.0
76	LSRC2	274070	83.00	84.00	0.00	<0.02		
77	LSRC2	274071	84.00	85.00	0.03	0.03		
78	LSRC2	274072	85.00	89.00	0.13	0.13		
79	LSRC2	274073	89.00	93.00	0.02	0.02		
80	LSRC2	274074	93.00	97.00	0.00	<0.02		
81	LSRC2	274075	97.00	98.00	0.03	0.03		
82	LSRC2	274076	98.00	102.00	0.00	<0.02		
83	LSRC2	274077	102.00	106.00	0.11	0.11		
84	LSRC2	274078	106.00	108.00	0.02	0.02		
85	LSRC2	274079	108.00	109.00	0.09	0.09		
86	LSRC2	274080	109.00	111.00	0.00	<0.02	<0.02	
87	LSRC3		0.00	3.00				
88	LSRC3	274082	3.00	7.00	0.02	0.02		
89	LSRC3	274083	7.00	11.00	0.02	0.02		
90	LSRC3	274084	11.00	15.00	0.00	<0.02		
91	LSRC3	274085	15.00	16.00	0.00	<0.02		
92	LSRC3	274086	16.00	17.00	0.00	<0.02		
93	LSRC3	274087	17.00	19.00	0.00	<0.02		
94	LSRC3	274088	19.00	20.00	0.00	<0.02		
95	LSRC3	274089	20.00	21.00	0.00	<0.02		
96	LSRC3	274090	21.00	25.00	0.00	<0.02	<0.02	
97	LSRC3	274091	25.00	29.00	0.00	<0.02		
98	LSRC3	274092	29.00	33.00	0.00	<0.02		
99	LSRC3	274093	33.00	37.00	0.09	0.09		
100	LSRC3	274094	37.00	41.00	0.00	<0.02		
101	LSRC3	274096	41.00	45.00	0.00	<0.02		
102	LSRC3	274097	45.00	49.00	0.00	<0.02		
103	LSRC3	274098	49.00	53.00	0.00	<0.02		
104	LSRC3	274099	53.00	55.00	0.00	<0.02		
105	LSRC3	274100	55.00	57.00	0.06	0.06		
106	LSRC3	274101	57.00	61.00	0.00	<0.02		
107	LSRC3	274102	61.00	62.00	0.00	<0.02		
108	LSRC3	274103	62.00	63.00	0.00	<0.02		
109	LSRC3	274104	63.00	64.00	0.15	0.15		
110	LSRC3	274105	64.00	66.00	0.00	<0.02		
111	LSRC3	274106	66.00	67.00	0.00	<0.02		
112	LSRC3	274107	67.00	68.00	0.04	0.04		
113	LSRC3	274108	68.00	69.00	0.20	0.20		
114	LSRC3	274109	69.00	70.00	0.00	<0.02		
115	LSRC3	274110	70.00	71.00	0.00	<0.02		
116	LSRC3	274111	71.00	74.00	0.00	<0.02		
117	LSRC3	274112	74.00	75.00	0.00	<0.02		
118	LSRC3	274113	75.00	79.00	0.00	<0.02		
119	LSRC3	274114	79.00	83.00	0.00	<0.02		
120	LSRC3	274115	83.00	87.00	0.07	0.07		
121	LSRC3	274116	87.00	90.00	0.04	0.04		
122	LSRC3	274117	90.00	91.00	0.00	<0.02		
123	LSRC3	274118	91.00	92.00	0.36	0.34	0.38	
124	LSRC3	274119	92.00	93.00	1.94	1.94		

RECORD	AU-FA2	AS	SB	GRID-N	GRID-E	AMG-RL
63				10067.081	10288.570	444.122
64				10065.950	10288.481	442.475
65				10065.103	10288.415	441.239
66				10064.539	10288.371	440.414
67				10063.974	10288.326	439.590
68				10062.847	10288.236	437.940
69				10060.878	10288.077	435.051
70				10059.475	10287.963	432.985
71				10058.914	10287.918	432.159
72				10058.352	10287.873	431.332
73				10057.793	10287.827	430.505
74				10057.234	10287.781	429.677
75				10056.674	10287.734	428.850
76				10056.115	10287.688	428.022
77				10055.555	10287.642	427.194
78				10054.160	10287.525	425.123
79				10051.932	10287.337	421.807
80				10049.708	10287.148	418.487
81				10048.323	10287.028	416.409
82				10046.938	10286.909	414.332
83				10044.728	10286.715	411.003
84				10043.075	10286.570	408.504
85				10042.249	10286.497	407.254
86				10041.423	10286.423	406.004
87				10100.171	10263.181	498.201
88				10098.165	10263.090	495.334
89				10095.883	10262.965	492.051
90				10093.610	10262.824	488.763
91				10092.193	10262.730	486.706
92				10091.628	10262.688	485.881
93				10090.782	10262.625	484.645
94				10089.935	10262.561	483.408
95				10089.371	10262.517	482.583
96				10087.967	10262.398	480.518
97				10085.727	10262.197	477.210
98				10083.496	10261.980	473.897
99				10081.275	10261.748	470.579
100				10079.066	10261.494	467.254
101				10076.842	10261.227	463.940
102				10074.601	10260.945	460.639
103				10072.342	10260.651	457.351
104				10070.635	10260.419	454.895
105				10069.491	10260.260	453.262
106				10067.766	10260.014	450.820
107				10066.321	10259.802	448.791
108				10065.739	10259.716	447.982
109				10065.159	10259.629	447.172
110				10064.288	10259.499	445.958
111				10063.408	10259.362	444.751
112				10062.822	10259.270	443.946
113				10062.236	10259.178	443.141
114				10061.650	10259.087	442.336
115				10061.061	10258.993	441.533
116				10059.877	10258.800	439.933
117				10058.694	10258.607	438.332
118				10057.205	10258.356	436.340
119				10054.817	10257.952	433.156
120				10052.429	10257.549	429.972
121				10050.340	10257.194	427.186
122				10049.147	10256.992	425.594
123				10048.550	10256.891	424.798
124				10047.953	10256.790	424.002

RECORD	HOLE	SAMPLE NO	FROM	TO	AU-AV	AU	AU-RPT	AU-FA
125	LSRC3	274121	93.00	95.00	0.00	<0.02		
126	LSRC3	274122	95.00	97.00	0.04	0.04		
127	LSRC3	274123	97.00	101.00	0.00	<0.02		
128	LSRC3	274817	101.00	102.00	0.00			<0.0
129	LSRC3	274818	102.00	103.00	0.00			<0.0
130	LSRC3	274819	103.00	104.00	0.00			<0.0
131	LSRC3	274820	104.00	105.00	1.54			1.5
132	LSRC3	274125	105.00	109.00	0.07	0.08	0.05	
133	LSRC3	274126	109.00	111.00	0.00	<0.02		
134	LSRC4		0.00	3.00				
135	LSRC4	274128	3.00	7.00	0.00	<0.02		
136	LSRC4	274129	7.00	11.00	0.00	<0.02		
137	LSRC4	274130	11.00	15.00	0.00	<0.02		
138	LSRC4	274131	15.00	18.00	0.00	<0.02		
139	LSRC4	274132	18.00	19.00	0.02	0.02		
140	LSRC4	274133	19.00	23.00	0.00	<0.02		
141	LSRC4	274134	23.00	27.00	0.06	0.06		
142	LSRC4	274135	27.00	31.00	0.00	<0.02		
143	LSRC4	274136	31.00	35.00	0.00	<0.02		
144	LSRC4	274137	35.00	39.00	0.00	<0.02		
145	LSRC4	274138	39.00	43.00	0.00	<0.02		
146	LSRC4	274140	43.00	47.00	0.02	0.02	0.02	
147	LSRC4	274141	47.00	48.00	0.14	0.14		
148	LSRC4	274142	48.00	52.00	0.10	0.10		
149	LSRC4	274143	52.00	56.00	0.22	0.22		
150	LSRC4	274144	56.00	60.00	0.00	<0.02		
151	LSRC4	274145	60.00	64.00	0.00	<0.02		
152	LSRC4	274146	64.00	68.00	0.03	0.03		
153	LSRC4	274821	68.00	69.00	0.05			0.0
154	LSRC4	274822	69.00	70.00	2.25			2.2
155	LSRC4	274823	70.00	71.00	0.14			0.1
156	LSRC4	274824	71.00	72.00	0.02			0.0
157	LSRC4	274148	72.00	76.00	0.00	<0.02		
158	LSRC4	274149	76.00	80.00	0.00	<0.02		
159	LSRC4	274825	80.00	81.00	0.00			<0.0
160	LSRC4	274826	81.00	82.00	0.02			0.0
161	LSRC4	274827	82.00	83.00	0.00			<0.0
162	LSRC4	274828	83.00	84.00	1.08			1.0
163	LSRC4	274152	84.00	85.00	3.13	3.13		
164	LSRC4	274153	85.00	89.00	0.08	0.08		
165	LSRC4	274154	89.00	93.00	0.00	<0.02		
166	LSRC4	274155	93.00	96.00	0.00	<0.02		
167	LSRC4	274156	96.00	97.00	0.00	<0.02		
168	LSRC4	274157	97.00	101.00	0.00	<0.02		
169	LSRC4	274158	101.00	105.00	0.00	<0.02		
170	LSRC4	274159	105.00	109.00	0.00	<0.02		
171	LSRC4	274160	109.00	110.00	0.00	<0.02		
172	LSRC5		0.00	3.00				
173	LSRC5	274162	3.00	7.00	0.00	<0.02		
174	LSRC5	274163	7.00	11.00	0.00	<0.02		
175	LSRC5	274164	11.00	15.00	0.00	<0.02		
176	LSRC5	274165	15.00	18.00	0.00	<0.02		
177	LSRC5	274166	18.00	20.00	0.00	<0.02		
178	LSRC5	274167	20.00	24.00	0.00	<0.02		
179	LSRC5	274168	24.00	28.00	0.00	<0.02		
180	LSRC5	274169	28.00	32.00	0.00	<0.02		
181	LSRC5	274170	32.00	36.00	0.00	<0.02	<0.02	
182	LSRC5	274171	36.00	40.00	0.00	<0.02		
183	LSRC5	274172	40.00	44.00	0.00	<0.02		
184	LSRC5	274174	44.00	48.00	0.00	<0.02		
185	LSRC5	274175	48.00	52.00	0.09	0.09		
186	LSRC5	274176	52.00	56.00	0.30	0.30		

RECORD	AU-FA2	AS	SB	GRID-N	GRID-E	AMG-RL
125				10047.058	10256.639	422.808
126				10045.865	10256.437	421.216
127				10044.074	10256.134	418.828
128				10042.582	10255.882	416.838
129				10041.986	10255.780	416.042
130				10041.389	10255.679	415.246
131	1.54			10040.792	10255.579	414.450
132				10039.300	10255.325	412.460
133				10037.509	10255.022	410.072
134				10093.298	10240.493	501.920
135				10091.335	10240.334	499.027
136				10089.107	10240.136	495.711
137				10086.893	10239.925	492.386
138				10084.966	10239.730	489.471
139				10083.870	10239.612	487.802
140				10082.504	10239.463	485.714
141				10080.330	10239.211	482.365
142				10078.175	10238.942	479.006
143				10076.033	10238.661	475.640
144				10073.906	10238.367	472.265
145				10071.793	10238.060	468.883
146				10069.694	10237.743	465.492
147				10068.394	10237.533	463.367
148				10067.094	10237.324	461.242
149				10065.034	10236.973	457.831
150				10062.987	10236.613	454.414
151				10060.944	10236.248	450.994
152				10058.901	10235.884	447.575
153				10057.624	10235.657	445.437
154	2.23			10057.114	10235.566	444.583
155				10056.603	10235.475	443.728
156				10056.092	10235.383	442.873
157				10054.815	10235.156	440.735
158				10052.772	10234.792	437.316
159				10051.495	10234.564	435.179
160				10050.985	10234.474	434.324
161				10050.474	10234.382	433.469
162	1.08			10049.964	10234.291	432.614
163				10049.453	10234.200	431.759
164				10048.176	10233.972	429.622
165				10046.133	10233.609	426.202
166				10044.345	10233.289	423.210
167				10043.324	10233.108	421.500
168				10042.047	10232.879	419.363
169				10040.005	10232.515	415.943
170				10037.962	10232.152	412.523
171				10036.685	10231.924	410.386
172				10092.597	10214.776	507.457
173				10090.605	10214.721	504.579
174				10088.348	10214.640	501.277
175				10086.110	10214.546	497.964
176				10084.164	10214.453	495.056
177				10082.782	10214.381	492.974
178				10081.137	10214.285	490.468
179				10078.955	10214.148	487.118
180				10076.791	10213.998	483.757
181				10074.651	10213.831	480.382
182				10072.528	10213.653	476.996
183				10070.424	10213.463	473.600
184				10068.337	10213.261	470.193
185				10066.269	10213.047	466.776
186				10064.225	10212.820	463.345

RECORD	HOLE	SAMPLE NO	FROM	TO	AU-AV	AU	AU-RPT	AU-FA
187	LSRC5	274177	56.00	60.00	0.09	0.09		
188	LSRC5	274178	60.00	64.00	0.14	0.14		
189	LSRC5	274179	64.00	68.00	0.05	0.05		
190	LSRC5	274180	68.00	72.00	0.17	0.18	0.16	
191	LSRC5	274830	72.00	73.00	0.12			0.1
192	LSRC5	274831	73.00	74.00	0.36			0.3
193	LSRC5	274832	74.00	75.00	1.49			1.4
194	LSRC5	274833	75.00	76.00	0.00			<0.0
195	LSRC5	274834	76.00	77.00	0.00			<0.0
196	LSRC5	274835	77.00	78.00	0.00			<0.0
197	LSRC5	274836	78.00	79.00	0.04			0.0
198	LSRC5	274837	79.00	80.00	0.81			0.8
199	LSRC5	274838	80.00	81.00	1.34			1.3
200	LSRC5	274839	81.00	82.00	0.06			0.0
201	LSRC5	274840	82.00	83.00	5.04			4.9
202	LSRC5	274841	83.00	84.00	6.34			6.3
203	LSRC5	274185	84.00	85.00	3.22	3.26	3.17	
204	LSRC5	274842	85.00	86.00	1.43			1.4
205	LSRC5	274843	86.00	87.00	9.54			9.6
206	LSRC5	274844	87.00	88.00	0.91			0.8
207	LSRC5	274845	88.00	89.00	4.36			4.3
208	LSRC5	274847	89.00	90.00	4.23			4.0
209	LSRC5	274848	90.00	91.00	0.59			0.5
210	LSRC5	274849	91.00	92.00	0.50			0.5
211	LSRC5	274850	92.00	93.00	1.14			1.1
212	LSRC5	274188	93.00	97.00	0.00	<0.02		
213	LSRC5	274189	97.00	101.00	0.00	<0.02		
214	LSRC5	274190	101.00	102.00	0.00	<0.02	<0.02	
215	LSRC5	274191	102.00	104.00	0.07	0.07		
216	LSRC5	274192	104.00	107.00	0.00	<0.02		
217	LSRC5	274193	107.00	108.00	0.02	0.02		
218	LSRC5	274194	108.00	109.00	0.00	<0.02		
219	LSRC5	274195	109.00	110.00	0.00	<0.02		
220	LSRC6	274197	0.00	4.00	0.00	<0.02		
221	LSRC6	274198	4.00	8.00	0.14	0.14		
222	LSRC6	274199	8.00	12.00	0.05	0.05		
223	LSRC6	274200	12.00	16.00	0.11	0.11		
224	LSRC6	274851	16.00	17.00	0.00			<0.0
225	LSRC6	274852	17.00	18.00	5.59			5.4
226	LSRC6	274853	18.00	19.00	0.91			0.9
227	LSRC6	274854	19.00	20.00	0.62			0.6
228	LSRC6	274855	20.00	21.00	1.33			1.3
229	LSRC6	274856	21.00	22.00	1.41			1.4
230	LSRC6	274203	22.00	23.00	0.30	0.27	0.32	
231	LSRC6	274204	23.00	24.00	0.80	0.75	0.86	
232	LSRC6	274205	24.00	25.00	2.80	2.76	2.83	
233	LSRC6	274857	25.00	26.00	0.73			0.7
234	LSRC6	274858	26.00	27.00	0.38			0.3
235	LSRC6	274859	27.00	28.00	2.92			2.7
236	LSRC6	274207	28.00	29.00	11.35	11.20	11.50	
237	LSRC6	274860	29.00	30.00	3.77			3.9
238	LSRC6	274861	30.00	31.00	3.91			3.8
239	LSRC6	274862	31.00	32.00	4.93			4.7
240	LSRC6	274863	32.00	33.00	0.89			0.8
241	LSRC6	274209	33.00	37.00	0.14	0.14		
242	LSRC6	274210	37.00	38.00	0.03	0.03		
243	LSRC6	274211	38.00	39.00	0.07	0.07		
244	LSRC6	274212	39.00	40.00	0.00	<0.02		
245	LSRC6	274213	40.00	41.00	0.40	0.40		
246	LSRC6	274215	41.00	45.00	0.02	0.02		
247	LSRC6	274864	45.00	46.00	0.06			0.0
248	LSRC6	274865	46.00	47.00	0.50			0.5

RECORD	AU-FA2	AS	SB	GRID-N	GRID-E	AMG-RL
187				10062.191	10212.582	459.909
188				10060.158	10212.339	456.473
189				10058.127	10212.089	453.036
190				10056.094	10211.833	449.601
191				10054.823	10211.667	447.454
192				10054.315	10211.601	446.596
193	1.50			10053.806	10211.535	445.737
194				10053.298	10211.468	444.878
195				10052.790	10211.400	444.020
196				10052.282	10211.332	443.161
197				10051.774	10211.263	442.303
198				10051.265	10211.194	441.444
199	1.33			10050.757	10211.126	440.586
200				10050.249	10211.055	439.728
201	5.13			10049.740	10210.985	438.869
202	6.37			10049.232	10210.914	438.011
203				10048.724	10210.844	437.153
204	1.45			10048.215	10210.772	436.295
205	9.45			10047.707	10210.700	435.437
206	0.95			10047.198	10210.628	434.579
207				10046.690	10210.555	433.721
208	4.38			10046.181	10210.483	432.863
209				10045.673	10210.409	432.005
210				10045.165	10210.334	431.147
211	1.13			10044.656	10210.260	430.289
212				10043.386	10210.074	428.144
213				10041.351	10209.767	424.714
214				10040.080	10209.572	422.570
215				10039.317	10209.454	421.284
216				10038.046	10209.256	419.140
217				10037.029	10209.094	417.426
218				10036.520	10209.013	416.569
219				10036.011	10208.932	415.711
220				10033.138	10197.052	496.012
221				10035.374	10197.082	492.696
222				10037.611	10197.134	489.380
223				10039.846	10197.215	486.063
224				10041.243	10197.278	483.991
225	5.74			10041.801	10197.306	483.162
226				10042.359	10197.334	482.333
227				10042.918	10197.361	481.504
228				10043.476	10197.393	480.675
229				10044.035	10197.429	479.846
230				10044.592	10197.465	479.017
231				10045.150	10197.501	478.188
232				10045.709	10197.537	477.359
233				10046.267	10197.576	476.530
234				10046.824	10197.619	475.701
235	3.07			10047.381	10197.662	474.871
236				10047.938	10197.706	474.042
237	3.63			10048.496	10197.749	473.213
238	3.98			10049.053	10197.795	472.384
239	5.12			10049.610	10197.846	471.555
240				10050.167	10197.897	470.726
241				10051.559	10198.025	468.654
242				10052.949	10198.165	466.580
243				10053.504	10198.221	465.750
244				10054.060	10198.277	464.921
245				10054.614	10198.334	464.091
246				10055.998	10198.480	462.014
247				10057.381	10198.628	459.937
248				10057.934	10198.690	459.105

RECORD	HOLE	SAMPLE NO	FROM	TO	AU-AV	AU	AU-RPT	AU-FA
249	LSRC6	274217	47.00	49.00	0.07	0.07		
250	LSRC6	274218	49.00	50.00	0.04	0.04		
251	LSRC6	274219	50.00	51.00	0.06	0.06		
252	LSRC6	274220	51.00	52.00	0.00	<0.02	<0.02	
253	LSRC6	274221	52.00	56.00	0.00	<0.02		
254	LSRC6	274222	56.00	60.00	0.05	0.05		
255	LSRC6	274223	60.00	64.00	0.00	<0.02		
256	LSRC6	274224	64.00	68.00	0.00	<0.02		
257	LSRC6	274225	68.00	70.00	0.00	<0.02		
258	LSRC7	274227	0.00	4.00	0.00	<0.02		
259	LSRC7	274228	4.00	8.00	0.00	<0.02		
260	LSRC7	274229	8.00	12.00	0.00	<0.02		
261	LSRC7	274230	12.00	16.00	0.01	<0.02	0.02	
262	LSRC7	274867	16.00	17.00	0.00			<0.0
263	LSRC7	274868	17.00	18.00	0.16			0.1
264	LSRC7	274869	18.00	19.00	5.83			5.8
265	LSRC7	274232	19.00	20.00	0.44	0.44		
266	LSRC7	274233	20.00	23.00	0.00	<0.02		
267	LSRC7	274234	23.00	25.00	0.00	<0.02		
268	LSRC7	274235	25.00	26.00	0.00	<0.02		
269	LSRC7	274236	26.00	30.00	0.00	<0.02		
270	LSRC7	274237	30.00	31.00	0.05	0.05		
271	LSRC7	274238	31.00	33.00	0.00	<0.02		
272	LSRC7	274239	33.00	35.00	0.04	0.04		
273	LSRC7	274240	35.00	39.00	0.01	0.02	<0.02	
274	LSRC7	274241	39.00	43.00	0.00	<0.02		
275	LSRC7	274242	43.00	47.00	0.07	0.07		
276	LSRC7	274870	47.00	48.00	33.20			33.6
277	LSRC7	274871	48.00	49.00	7.15			7.0
278	LSRC7	274872	49.00	50.00	2.45			2.4
279	LSRC7	274873	50.00	51.00	8.45			8.1
280	LSRC7	274874	51.00	52.00	1.75			1.6
281	LSRC7	274875	52.00	53.00	0.50			0.5
282	LSRC7	274876	53.00	54.00	0.07			0.0
283	LSRC7	274877	54.00	55.00	0.36			0.3
284	LSRC7	274878	55.00	56.00	0.11			0.1
285	LSRC7	274879	56.00	57.00	4.73			4.7
286	LSRC7	274247	57.00	58.00	0.46	0.46		
287	LSRC7	274248	58.00	61.00	0.21	0.21		
288	LSRC7	274249	61.00	62.00	0.66	0.66		
289	LSRC7	274250	62.00	63.00	0.33	0.34	0.32	
290	LSRC7	274251	63.00	67.00	0.03	0.03		
291	LSRC7	274252	67.00	71.00	0.04	0.04		
292	LSRC7	274253	71.00	75.00	0.00	<0.02		
293	LSRC7	274254	75.00	77.00	0.00	<0.02		
294	LSRC7	274255	77.00	78.00	0.06	0.06		
295	LSRC7	274257	78.00	79.00	0.14	0.14		
296	LSRC7	274258	79.00	80.00	0.02	0.02		
297	LSRC7	274880	80.00	81.00	0.11			0.1
298	LSRC7	274881	81.00	82.00	5.30			5.0
299	LSRC7	274882	82.00	83.00	0.79			0.7
300	LSRC7	274883	83.00	84.00	0.09			0.0
301	LSRC7	274260	84.00	88.00	0.04	0.04		
302	LSRC7	274261	88.00	90.00	0.00	<0.02		
303	LSRC7	274262	90.00	91.00	0.71	0.71		
304	LSRC7	274263	91.00	92.00	0.00	<0.02		
305	LSRC7	274264	92.00	93.00	0.10	0.10		
306	LSRC7	274265	93.00	97.00	0.00	<0.02		
307	LSRC7	274266	97.00	99.00	0.00	<0.02		
308	LSRC7	274267	99.00	100.00	0.02	0.02		
309	LSRC7	274268	100.00	101.00	0.00	<0.02		
310	LSRC7	274269	101.00	102.00	0.00	<0.02		

RECORD	AU-FA2	AS	SB	GRID-N	GRID-E	AMG-RL
249				10058.762	10198.782	457.857
250				10059.589	10198.874	456.610
251				10060.139	10198.937	455.778
252				10060.689	10199.001	454.945
253				10062.064	10199.160	452.863
254				10064.258	10199.424	449.529
255				10066.446	10199.696	446.191
256				10068.629	10199.976	442.850
257				10070.260	10200.191	440.342
258				10014.288	10169.862	490.932
259				10016.580	10169.851	487.654
260				10018.867	10169.851	484.373
261				10021.147	10169.868	481.086
262				10022.569	10169.886	479.030
263				10023.137	10169.894	478.207
264	5.85			10023.705	10169.903	477.384
265				10024.273	10169.912	476.561
266				10025.406	10169.935	474.913
267				10026.822	10169.969	472.853
268				10027.669	10169.990	471.616
269				10029.079	10170.033	469.552
270				10030.489	10170.079	467.487
271				10031.332	10170.111	466.247
272				10032.456	10170.155	464.593
273				10034.137	10170.227	462.110
274				10036.376	10170.334	458.796
275				10038.607	10170.454	455.478
276	32.80			10039.996	10170.540	453.402
277	7.22			10040.552	10170.573	452.571
278	2.42			10041.107	10170.608	451.740
279	8.76			10041.662	10170.644	450.909
280	1.82			10042.215	10170.682	450.077
281				10042.769	10170.721	449.245
282	0.07			10043.322	10170.759	448.413
283				10043.875	10170.797	447.581
284				10044.428	10170.837	446.748
285				10044.979	10170.879	445.915
286				10045.530	10170.922	445.082
287				10046.633	10171.006	443.415
288				10047.734	10171.093	441.748
289				10048.283	10171.137	440.913
290				10049.658	10171.246	438.828
291				10051.854	10171.416	435.489
292				10054.048	10171.584	432.149
293				10055.692	10171.707	429.642
294				10056.513	10171.767	428.389
295				10057.061	10171.807	427.553
296				10057.608	10171.848	426.717
297				10058.156	10171.888	425.881
298	5.57			10058.703	10171.927	425.045
299				10059.249	10171.966	424.208
300				10059.796	10172.005	423.372
301				10061.162	10172.102	421.281
302				10062.801	10172.217	418.770
303				10063.619	10172.272	417.514
304				10064.165	10172.309	416.677
305				10064.710	10172.346	415.840
306				10066.073	10172.439	413.746
307				10067.707	10172.546	411.232
308				10068.524	10172.599	409.975
309				10069.068	10172.634	409.137
310				10069.611	10172.669	408.298

RECORD	HOLE	SAMPLE NO	FROM	TO	AU-AV	AU	AU-RPT	AU-FA
311	LSRC7	274270	102.00	103.00	0.04	0.05	0.03	
312	LSRC7	274271	103.00	105.00	0.00	<0.02		
313	LSRC8	274273	0.00	4.00	0.00	<0.02		
314	LSRC8	274274	4.00	6.00	0.00	<0.02		
315	LSRC8	274275	6.00	7.00	0.00	<0.02		
316	LSRC8	274276	7.00	11.00	0.00	<0.02		
317	LSRC8	274277	11.00	13.00	0.00	<0.02		
318	LSRC8	274278	13.00	14.00	0.03	0.03		
319	LSRC8	274279	14.00	18.00	0.07	0.07		
320	LSRC8	274280	18.00	22.00	0.00	<0.02	<0.02	
321	LSRC8	274281	22.00	26.00	0.02	0.02		
322	LSRC8	274282	26.00	29.00	0.05	0.05		
323	LSRC8	274283	29.00	30.00	0.03	0.03		
324	LSRC8	274284	30.00	33.00	0.16	0.16		
325	LSRC8	274285	33.00	36.00	0.07	0.07		
326	LSRC8	274286	36.00	37.00	0.07	0.07		
327	LSRC8	274287	37.00	38.00	0.00	<0.02		
328	LSRC8	274288	38.00	39.00	0.05	0.05		
329	LSRC8	274289	39.00	40.00	0.21	0.21		
330	LSRC8	274290	40.00	41.00	0.18	0.17	0.19	
331	LSRC8	274292	41.00	42.00	0.11	0.11		
332	LSRC8	274293	42.00	44.00	0.14	0.14		
333	LSRC8	274294	44.00	45.00	0.15	0.15		
334	LSRC8	274295	45.00	46.00	0.13	0.13		
335	LSRC8	274296	46.00	47.00	0.11	0.11		
336	LSRC8	274297	47.00	51.00	0.13	0.13		
337	LSRC8	274298	51.00	53.00	0.10	0.10		
338	LSRC8	274299	53.00	54.00	0.25	0.25		
339	LSRC8	274300	54.00	55.00	0.15	0.16	0.13	
340	LSRC8	274301	55.00	57.00	0.79	0.79		
341	LSRC8	274302	57.00	59.00	0.34	0.34		
342	LSRC8	274303	59.00	60.00	0.00	<0.02		
343	LSRC8	274304	60.00	61.00	0.10	0.10		
344	LSRC8	274305	61.00	65.00	0.06	0.06		
345	LSRC8	274306	65.00	69.00	0.02	0.02		
346	LSRC8	274307	69.00	71.00	0.00	<0.02		
347	LSRC8	274308	71.00	72.00	0.00	<0.02		
348	LSRC8	274309	72.00	73.00	0.00	<0.02		
349	LSRC8	274310	73.00	74.00	0.01	0.02	<0.02	
350	LSRC8	274311	74.00	76.00	0.00	<0.02		
351	LSRC8	274312	76.00	77.00	0.30	0.30		
352	LSRC8	274313	77.00	80.00	0.02	0.02		
353	LSRC8	274314	80.00	81.00	0.00	<0.02		
354	LSRC8	274315	81.00	82.00	0.09	0.09		
355	LSRC8	274317	82.00	84.00	0.09	0.09		
356	LSRC8	274318	84.00	85.00	0.18	0.18		
357	LSRC8	274319	85.00	87.00	0.00	<0.02		
358	LSRC8	274320	87.00	89.00	0.00	<0.02	<0.02	
359	LSRC8	274321	89.00	90.00	0.17	0.17		
360	LSRC8	274322	90.00	91.00	0.06	0.06		
361	LSRC8	274323	91.00	92.00	0.05	0.05		
362	LSRC8	274884	92.00	93.00	0.20			0.2
363	LSRC8	274885	93.00	94.00	12.10			12.1
364	LSRC8	274886	94.00	95.00	0.76			0.7
365	LSRC8	274887	95.00	96.00	0.10			0.1
366	LSRC8	274325	96.00	98.00	0.56	0.56		
367	LSRC8	274326	98.00	100.00	0.37	0.37		
368	LSRC8	274327	100.00	102.00	0.39	0.39		
369	LSRC8	274328	102.00	103.00	5.94	5.94		
370	LSRC8	274889	103.00	104.00	2.05			1.9
371	LSRC8	274890	104.00	105.00	5.00			5.0
372	LSRC8	274891	105.00	106.00	3.27			3.2

RECORD	AU-FA2	AS	SB	GRID-N	GRID-E	AMG-RL
311				10070.155	10172.704	407.460
312				10070.971	10172.756	406.202
313				10003.266	10115.250	480.492
314				10004.956	10115.431	478.019
315				10005.802	10115.522	476.785
316				10007.214	10115.673	474.727
317				10008.912	10115.853	472.260
318				10009.761	10115.943	471.027
319				10011.179	10116.093	468.973
320				10013.451	10116.333	465.690
321				10015.730	10116.574	462.412
322				10017.729	10116.784	459.546
323				10018.871	10116.904	457.909
324				10020.016	10117.024	456.274
325				10021.735	10117.204	453.822
326				10022.884	10117.324	452.189
327				10023.459	10117.384	451.373
328				10024.034	10117.444	450.557
329				10024.608	10117.503	449.740
330				10025.184	10117.564	448.925
331				10025.760	10117.623	448.110
332				10026.624	10117.713	446.887
333				10027.489	10117.803	445.665
334				10028.066	10117.863	444.850
335				10028.645	10117.922	444.037
336				10030.090	10118.071	442.002
337				10031.827	10118.251	439.563
338				10032.697	10118.340	438.344
339				10033.276	10118.399	437.531
340				10034.148	10118.489	436.314
341				10035.310	10118.609	434.691
342				10036.183	10118.698	433.474
343				10036.764	10118.757	432.663
344				10038.222	10118.906	430.637
345				10040.557	10119.144	427.398
346				10042.312	10119.324	424.971
347				10043.191	10119.412	423.759
348				10043.778	10119.472	422.951
349				10044.364	10119.531	422.143
350				10045.243	10119.621	420.932
351				10046.125	10119.710	419.721
352				10047.301	10119.828	418.108
353				10048.477	10119.946	416.495
354				10049.067	10120.006	415.690
355				10049.952	10120.095	414.481
356				10050.836	10120.184	413.273
357				10051.723	10120.273	412.066
358				10052.905	10120.391	410.458
359				10053.792	10120.480	409.251
360				10054.384	10120.539	408.447
361				10054.977	10120.598	407.644
362				10055.570	10120.657	406.841
363				10056.163	10120.716	406.038
364				10056.755	10120.775	405.235
365				10057.349	10120.835	404.432
366				10058.241	10120.923	403.230
367				10059.430	10121.041	401.626
368				10060.620	10121.158	400.023
369				10061.515	10121.248	398.822
370	2.19			10062.111	10121.306	398.021
371	4.94			10062.708	10121.365	397.221
372	3.27			10063.304	10121.424	396.421

RECORD	HOLE	SAMPLE NO	FROM	TO	AU-AV	AU	AU-RPT	AU-FA
373	LSRC8	274330	106.00	108.00	0.20	0.18	0.21	
374	LSRC8	274331	108.00	112.00	0.00	<0.02		
375	LSRC9	274333	0.00	1.00	0.13	0.13		
376	LSRC9	274334	1.00	2.00	0.08	0.08		
377	LSRC9	274335	2.00	6.00	0.00	<0.02		
378	LSRC9	274336	6.00	10.00	0.00	<0.02		
379	LSRC9	274337	10.00	14.00	0.00	<0.02		
380	LSRC9	274338	14.00	18.00	0.00	<0.02		
381	LSRC9	274339	18.00	22.00	0.07	0.07		
382	LSRC9	274340	22.00	24.00	0.12	0.10	0.14	
383	LSRC9	274342	24.00	25.00	0.00	<0.02		
384	LSRC9	274343	25.00	26.00	0.07	0.07		
385	LSRC9	274344	26.00	27.00	9.99	10.00	9.98	
386	LSRC9	274892	27.00	28.00	5.53			5.6
387	LSRC9	274893	28.00	29.00	1.04			1.0
388	LSRC9	274894	29.00	30.00	10.10			9.1
389	LSRC9	274895	30.00	31.00	0.31			0.3
390	LSRC9	274896	31.00	32.00	0.08			0.0
391	LSRC9	274897	32.00	33.00	0.09			0.0
392	LSRC9	274347	33.00	37.00	0.11	0.11		
393	LSRC9	274348	37.00	41.00	0.00	<0.02		
394	LSRC9	274349	41.00	45.00	0.00	<0.02		
395	LSRC9	274350	45.00	47.00	0.06	0.06	0.05	
396	LSRC9	274351	47.00	48.00	0.14	0.13	0.15	
397	LSRC9	274352	48.00	49.00	1.06	1.06		
398	LSRC9	274353	49.00	50.00	0.27	0.27		
399	LSRC9	274354	50.00	51.00	1.67	1.64	1.69	
400	LSRC9	274355	51.00	53.00	0.19	0.19		
401	LSRC9	274356	53.00	55.00	0.00	<0.02		
402	LSRC9	274357	55.00	57.00	0.03	0.03		
403	LSRC9	274358	57.00	58.00	0.02	0.02		
404	LSRC9	274359	58.00	59.00	0.05	0.05		
405	LSRC9	274360	59.00	60.00	0.02	0.03	<0.02	
406	LSRC9	274361	60.00	63.00	0.02	0.02		
407	LSRC9	274362	63.00	64.00	0.12	0.12		
408	LSRC9	274363	64.00	68.00	0.08	0.08		
409	LSRC9	274364	68.00	70.00	0.14	0.14		
410	LSRC9	274365	70.00	73.00	0.07	0.07		
411	LSRC10	274367	0.00	1.00	0.00	<0.02		
412	LSRC10	274368	1.00	2.00	0.10	0.10		
413	LSRC10	274369	2.00	3.00	0.19	0.19		
414	LSRC10	274370	3.00	4.00	0.01	0.02	<0.02	
415	LSRC10	274371	4.00	6.00	0.03	0.03		
416	LSRC10	274372	6.00	8.00	0.05	0.05		
417	LSRC10	274373	8.00	9.00	0.21	0.21		
418	LSRC10	274374	9.00	13.00	0.62	0.62		
419	LSRC10	274375	13.00	14.00	0.03	0.03		
420	LSRC10	274376	14.00	15.00	0.06	0.06		
421	LSRC10	274377	15.00	16.00	0.00	<0.02		
422	LSRC10	274378	16.00	17.00	0.03	0.03		
423	LSRC10	274379	17.00	19.00	0.06	0.06		
424	LSRC10	274380	19.00	21.00	0.07	0.07		
425	LSRC10	274898	21.00	22.00	0.04			0.0
426	LSRC10	274899	22.00	23.00	0.12			0.1
427	LSRC10	274900	23.00	24.00	0.11			0.1
428	LSRC10	274901	24.00	25.00	6.65			6.5
429	LSRC10	274902	25.00	26.00	0.73			0.7
430	LSRC10	274903	26.00	27.00	6.98			6.9
431	LSRC10	274904	27.00	28.00	1.14			1.1
432	LSRC10	274383	28.00	29.00	0.10	0.10		
433	LSRC10	274384	29.00	32.00	0.11	0.11		
434	LSRC10	274385	32.00	33.00	0.07	0.07		

RECORD	AU-FA2	AS	SB	GRID-N	GRID-E	AMG-RL
373				10064.200	10121.513	395.221
374				10065.994	10121.689	392.823
375				10042.570	10052.463	474.498
376				10043.069	10052.529	473.634
377				10044.317	10052.696	471.474
378				10046.311	10052.962	468.017
379				10048.300	10053.229	464.557
380				10050.286	10053.493	461.095
381				10052.268	10053.758	457.630
382				10053.749	10053.956	455.030
383				10054.491	10054.055	453.729
384				10054.984	10054.121	452.862
385				10055.477	10054.187	451.994
386	5.37			10055.970	10054.253	451.126
387				10056.462	10054.319	450.259
388	11.10			10056.956	10054.384	449.391
389				10057.447	10054.450	448.523
390				10057.938	10054.516	447.654
391				10058.430	10054.581	446.786
392				10059.659	10054.745	444.615
393				10061.618	10055.007	441.138
394				10063.574	10055.269	437.658
395				10065.039	10055.464	435.047
396				10065.769	10055.561	433.741
397				10066.257	10055.626	432.870
398				10066.743	10055.693	431.999
399				10067.230	10055.757	431.128
400				10067.959	10055.854	429.820
401				10068.931	10055.984	428.077
402				10069.901	10056.114	426.333
403				10070.628	10056.211	425.025
404				10071.113	10056.275	424.152
405				10071.597	10056.340	423.280
406				10072.564	10056.469	421.534
407				10073.531	10056.598	419.788
408				10074.737	10056.760	417.604
409				10076.182	10056.953	414.982
410				10077.385	10057.114	412.796
411				10039.422	10007.626	469.694
412				10040.004	10007.657	468.882
413				10040.588	10007.689	468.070
414				10041.170	10007.721	467.258
415				10042.044	10007.768	466.040
416				10043.213	10007.821	464.418
417				10044.090	10007.860	463.202
418				10045.554	10007.919	461.176
419				10047.021	10007.968	459.152
420				10047.608	10007.989	458.342
421				10048.195	10008.005	457.534
422				10048.784	10008.020	456.725
423				10049.667	10008.039	455.513
424				10050.845	10008.067	453.897
425				10051.731	10008.078	452.687
426				10052.322	10008.086	451.880
427	0.11			10052.913	10008.094	451.073
428	6.77			10053.504	10008.101	450.266
429				10054.096	10008.105	449.460
430				10054.688	10008.106	448.655
431	1.17			10055.280	10008.107	447.850
432				10055.873	10008.108	447.044
433				10057.060	10008.107	445.434
434				10058.249	10008.097	443.826

RECORD	HOLE	SAMPLE NO	FROM	TO	AU-AV	AU	AU-RPT	AU-FA
435	LSRC10	274386	33.00	34.00	0.07	0.07		
436	LSRC10	274387	34.00	38.00	0.05	0.05		
437	LSRC10	274388	38.00	42.00	0.00	<0.02		
438	LSRC10	274390	42.00	46.00	0.00	<0.02	<0.02	
439	LSRC10	274391	46.00	47.00	0.03	0.03		
440	LSRC10	274392	47.00	51.00	0.00	<0.02		
441	LSRC10	274393	51.00	55.00	0.00	<0.02		
442	LSRC10	274394	55.00	57.00	0.02	0.02		
443	LSRC10	274395	57.00	59.00	0.00	<0.02		
444	LSRC10	274396	59.00	63.00	0.00	<0.02		
445	LSRC10	274397	63.00	67.00	0.02	0.02		
446	LSRC10	274398	67.00	68.00	0.00	<0.02		
447	LSRC10	274399	68.00	69.00	0.09	0.09		
448	LSRC10	274400	69.00	70.00	0.00	<0.02	<0.02	
449	LSRC10	274401	70.00	71.00	0.00	<0.02		
450	LSRC10	274402	71.00	72.00	0.00	<0.02		
451	LSRC10	274403	72.00	73.00	0.00	<0.02		
452	LSRC10	274404	73.00	75.00	0.05	0.05		
453	LSRC10	274405	75.00	79.00	0.04	0.04		
454	LSRC10	274406	79.00	82.00	0.00	<0.02		
455	LSRC10	274408	82.00	83.00	0.00	<0.02		
456	LSRC10	274409	83.00	87.00	0.00	<0.02		
457	LSRC10	274410	87.00	91.00	0.00	<0.02		
458	LSRC10	274411	91.00	93.00	0.00	<0.02		
459	LSRC10	274412	93.00	94.00	0.02	0.02		
460	LSRC10	274413	94.00	96.00	0.02	0.02		
461	LSRC10	274414	96.00	97.00	0.04	0.04		
462	LSRC10	274415	97.00	98.00	0.00	<0.02		
463	LSRC10	274416	98.00	101.00	0.00	<0.02		
464	LSRC10	274417	101.00	102.00	0.07	0.07		
465	LSRC10	274418	102.00	103.00	0.15	0.15		
466	LSRC10	274419	103.00	104.00	0.20	0.20		
467	LSRC10	274420	104.00	105.00	0.07	0.07		
468	LSRC10	274421	105.00	106.00	0.00	<0.02		
469	LSRC10	274422	106.00	108.00	0.00	<0.02		
470	LSRC10	274423	108.00	110.00	0.00	<0.02		
471	LSRC10	274424	110.00	112.00	0.00	<0.02		
472	LSRC11	274426	0.00	3.00	0.00	<0.02		
473	LSRC11	274427	3.00	7.00	0.02	0.02		
474	LSRC11	274428	7.00	11.00	0.08	0.08		
475	LSRC11	274429	11.00	15.00	0.00	<0.02		
476	LSRC11	274430	15.00	19.00	0.00	<0.02	<0.02	
477	LSRC11	274431	19.00	23.00	0.00	<0.[illegible]		
478	LSRC11	274432	23.00	27.00	0.00	<0.[illegible]		
479	LSRC11	274433	27.00	31.00	0.00	<0.02		
480	LSRC11	274434	31.00	34.00	0.00	<0.02		
481	LSRC11	274435	34.00	35.00	0.00	<0.02		
482	LSRC11	274436	35.00	39.00	0.00	<0.02		
483	LSRC11	274437	39.00	43.00	0.00	<0.02		
484	LSRC11	274439	43.00	45.00	0.00	<0.02		
485	LSRC11	274440	45.00	46.00	0.00	<0.02		
486	LSRC11	274441	46.00	50.00	0.00	<0.02		
487	LSRC11	274905	50.00	51.00	4.90			4.9
488	LSRC11	274906	51.00	52.00	5.89			5.9
489	LSRC11	274443	52.00	53.00	3.51	3.66	3.35	
490	LSRC11	274444	53.00	54.00	11.40	11.30	11.50	
491	LSRC11	274445	54.00	55.00	4.62	4.67	4.56	
492	LSRC11	274907	55.00	56.00	6.09			6.5
493	LSRC11	274908	56.00	57.00	0.42			0.4
494	LSRC11	274909	57.00	58.00	1.15			1.1
495	LSRC11	274910	58.00	59.00	6.30			6.2
496	LSRC11	274911	59.00	60.00	7.14			7.7

RECORD	AU-FA2	AS	SB	GRID-N	GRID-E	AMG-RL
435				10058.844	10008.091	443.022
436				10060.332	10008.072	441.013
437				10062.717	10008.026	437.803
438				10065.109	10007.953	434.597
439				10066.606	10007.899	432.596
440				10068.106	10007.837	430.597
441				10070.512	10007.717	427.404
442				10072.330	10007.604	425.020
443				10073.556	10007.505	423.443
444				10075.405	10007.340	421.087
445				10077.900	10007.073	417.972
446				10079.484	10006.860	416.049
447				10080.117	10006.775	415.280
448				10080.751	10006.690	414.511
449				10081.389	10006.596	413.746
450				10082.030	10006.492	412.987
451				10082.674	10006.388	412.228
452				10083.636	10006.232	411.089
453				10085.580	10005.882	408.831
454				10087.861	10005.441	406.214
455				10089.179	10005.155	404.735
456				10090.824	10004.797	402.888
457				10093.485	10004.145	399.973
458				10095.492	10003.613	397.809
459				10096.499	10003.337	396.732
460				10097.506	10003.061	395.654
461				10098.521	10002.754	394.593
462				10099.197	10002.549	393.886
463				10100.550	10002.139	392.471
464				10101.910	10001.697	391.073
465				10102.591	10001.470	390.377
466				10103.272	10001.243	389.680
467				10103.953	10001.017	388.984
468				10104.636	10000.780	388.293
469				10105.663	10000.407	387.265
470				10107.032	9999.910	385.894
471				10108.402	9999.407	384.527
472				10022.437	9982.744	463.377
473				10024.647	9982.728	460.663
474				10027.220	9982.701	457.600
475				10029.793	9982.665	454.538
476				10032.368	9982.621	451.477
477				10034.942	9982.569	448.417
478				10037.518	9982.508	445.357
479				10040.096	9982.437	442.299
480				10042.352	9982.367	439.624
481				10043.641	9982.326	438.095
482				10045.253	9982.269	436.185
483				10047.833	9982.173	433.130
484				10049.768	9982.094	430.839
485				10050.735	9982.054	429.694
486				10052.349	9981.981	427.785
487	4.85			10053.962	9981.908	425.877
488	5.88			10054.608	9981.876	425.114
489				10055.254	9981.844	424.351
490				10055.899	9981.812	423.588
491				10056.545	9981.780	422.825
492	5.65			10057.190	9981.747	422.062
493				10057.837	9981.712	421.300
494	1.13			10058.483	9981.678	420.537
495	6.35			10059.128	9981.644	419.774
496	6.57			10059.774	9981.610	419.012

RECORD	HOLE	SAMPLE NO	FROM	TO	AU-AV	AU	AU-RPT	AU-FA
497	LSRC11	274912	60.00	61.00	0.07			0.0
498	LSRC11	274448	61.00	62.00	0.09	0.09		
499	LSRC11	274449	62.00	63.00	0.04	0.04		
500	LSRC11	274450	63.00	64.00	0.06	0.06	0.05	
501	LSRC11	274451	64.00	65.00	0.05	0.05		
502	LSRC11	274452	65.00	66.00	0.02	0.02		
503	LSRC11	274453	66.00	70.00	0.03	0.03		
504	LSRC11	274454	70.00	71.00	0.00	<0.02		
505	LSRC11	274455	71.00	72.00	0.08	0.08		
506	LSRC11	274456	72.00	74.00	0.07	0.07		
507	LSRC11	274457	74.00	76.00	0.05	0.05		
508	LSRC11	274458	76.00	78.00	0.02	0.02		
509	LSRC11	274459	78.00	79.00	0.16	0.16		
510	LSRC11	274460	79.00	83.00	0.06	0.05	0.06	
511	LSRC11	274462	83.00	85.00	0.00	<0.02		
512	LSRC11	274463	85.00	86.00	0.06	0.06		
513	LSRC11	274464	86.00	90.00	0.03	0.03		
514	LSRC11	274465	90.00	91.00	0.06	0.06		
515	LSRC11	274466	91.00	92.00	0.08	0.08		
516	LSRC11	274467	92.00	96.00	0.06	0.06		
517	LSRC12	274469	0.00	4.00	0.14	0.14		
518	LSRC12	274470	4.00	8.00	0.02	<0.02	0.03	
519	LSRC12	274471	8.00	12.00	0.03	0.03		
520	LSRC12	274472	12.00	16.00	0.24	0.24		
521	LSRC12	274473	16.00	20.00	0.02	0.02		
522	LSRC12	274474	20.00	24.00	0.04	0.04		
523	LSRC12	274475	24.00	25.00	0.05	0.05		
524	LSRC12	274476	25.00	29.00	0.00	<0.02		
525	LSRC12	274477	29.00	30.00	0.00	<0.02		
526	LSRC12	274478	30.00	34.00	0.00	<0.02		
527	LSRC12	274479	34.00	36.00	0.00	<0.02		
528	LSRC12	274480	36.00	40.00	0.00	<0.02		
529	LSRC12	274482	40.00	44.00	0.00	<0.02		
530	LSRC12	274483	44.00	46.00	0.00	<0.02		
531	LSRC12	274484	46.00	47.00	0.16	0.16		
532	LSRC12	274485	47.00	48.00	0.03	0.03		
533	LSRC12	274486	48.00	49.00	0.04	0.04		
534	LSRC12	274487	49.00	50.00	0.55	0.55		
535	LSRC12	274488	50.00	51.00	1.92	1.92		
536	LSRC12	274489	51.00	52.00	0.50	0.50		
537	LSRC12	274490	52.00	53.00	0.15	0.15		
538	LSRC12	274491	53.00	54.00	0.07	0.07		
539	LSRC12	274492	54.00	55.00	0.06	0.06		
540	LSRC12	274493	55.00	56.00	0.04	0.04		
541	LSRC12	274494	56.00	57.00	0.02	0.02		
542	LSRC12	274495	57.00	60.00	0.03	0.03		
543	LSRC12	274496	60.00	61.00	0.03	0.03		
544	LSRC12	274497	61.00	65.00	0.03	0.03		
545	LSRC12	274498	65.00	69.00	0.07	0.07		
546	LSRC12	274499	69.00	73.00	0.05	0.05		
547	LSRC12	274500	73.00	77.00	0.04	0.05	0.02	
548	LSRC12	274501	77.00	81.00	0.03	0.03		
549	LSRC12	274502	81.00	82.00	0.11	0.11		
550	LSRC13	274505	0.00	1.00	0.03	0.03		
551	LSRC13	274506	1.00	3.00	0.04	0.04		
552	LSRC13	274507	3.00	7.00	0.07	0.07		
553	LSRC13	274508	7.00	11.00	0.02	0.02		
554	LSRC13	274509	11.00	13.00	0.20	0.20		
555	LSRC13	274510	13.00	14.00	0.50	0.50		
556	LSRC13	274511	14.00	15.00	0.34	0.34		
557	LSRC13	274512	15.00	19.00	0.02	0.02		
558	LSRC13	274513	19.00	22.00	0.06	0.06		

RECORD	AU-FA2	AS	SB	GRID-N	GRID-E	AMG-RL
497				10060.420	9981.574	418.249
498				10061.066	9981.536	417.487
499				10061.712	9981.499	416.724
500				10062.358	9981.462	415.962
501				10063.004	9981.425	415.199
502				10063.650	9981.386	414.437
503				10065.265	9981.286	412.532
504				10066.881	9981.184	410.627
505				10067.528	9981.142	409.865
506				10068.498	9981.077	408.722
507				10069.790	9980.991	407.199
508				10071.084	9980.900	405.676
509				10072.053	9980.832	404.533
510				10073.670	9980.715	402.630
511				10075.610	9980.569	400.347
512				10076.580	9980.496	399.205
513				10078.198	9980.368	397.303
514				10079.815	9980.238	395.401
515				10080.462	9980.184	394.640
516				10082.080	9980.049	392.739
517				9992.058	9942.533	452.126
518				9994.575	9942.536	449.016
519				9997.088	9942.534	445.904
520				9999.594	9942.526	442.787
521				10002.098	9942.511	439.667
522				10004.597	9942.494	436.545
523				10006.157	9942.479	434.591
524				10007.716	9942.462	432.636
525				10009.273	9942.443	430.680
526				10010.828	9942.421	428.723
527				10012.693	9942.394	426.373
528				10014.552	9942.362	424.020
529				10017.030	9942.315	420.880
530				10018.887	9942.277	418.524
531				10019.813	9942.256	417.344
532				10020.431	9942.242	416.557
533				10021.048	9942.228	415.771
534				10021.666	9942.213	414.985
535				10022.282	9942.199	414.198
536				10022.899	9942.183	413.410
537				10023.515	9942.166	412.623
538				10024.131	9942.150	411.835
539				10024.747	9942.135	411.048
540				10025.362	9942.118	410.260
541				10025.977	9942.101	409.471
542				10027.207	9942.065	407.894
543				10028.436	9942.029	406.316
544				10029.969	9941.981	404.343
545				10032.420	9941.901	401.182
546				10034.866	9941.815	398.019
547				10037.308	9941.725	394.852
548				10039.745	9941.628	391.682
549				10041.267	9941.566	389.699
550				9993.201	9908.416	454.927
551				9994.166	9908.435	453.778
552				9996.093	9908.472	451.480
553				9998.665	9908.528	448.416
554				10000.595	9908.574	446.120
555				10001.559	9908.597	444.971
556				10002.202	9908.613	444.206
557				10003.811	9908.656	442.292
558				10006.063	9908.718	439.614

RECORD	HOLE	SAMPLE NO	FROM	TO	AU-AV	AU	AU-RPT	AU-FA
559	LSRC13	274514	22.00	23.00	0.05	0.05		
560	LSRC13	274515	23.00	27.00	0.07	0.07		
561	LSRC13	274516	27.00	28.00	0.02	0.02		
562	LSRC13	274517	28.00	29.00	0.15	0.15		
563	LSRC13	274518	29.00	30.00	0.37	0.37		
564	LSRC13	274519	30.00	34.00	0.03	0.03		
565	LSRC13	274520	34.00	38.00	0.03	0.03	0.03	
566	LSRC13	274521	38.00	42.00	0.07	0.07		
567	LSRC13	274523	42.00	46.00	0.19	0.19		
568	LSRC13	274524	46.00	50.00	0.00	<0.02		
569	LSRC13	274525	50.00	52.00	0.07	0.07		
570	LSRC13	274526	52.00	53.00	0.25	0.25		
571	LSRC13	274527	53.00	56.00	0.04	0.04		
572	LSRC13	274528	56.00	57.00	0.28	0.28		
573	LSRC13	274529	57.00	61.00	0.06	0.06		
574	LSRC13	274530	61.00	62.00	0.04	0.04		
575	LSRC13	274531	62.00	63.00	0.06	0.06		
576	LSRC13	274532	63.00	64.00	0.10	0.10		
577	LSRC13	274533	64.00	65.00	0.14	0.14		
578	LSRC13	274534	65.00	67.00	0.08	0.08		
579	LSRC13	274535	67.00	68.00	0.09	0.09		
580	LSRC13	274536	68.00	70.00	0.10	0.10		
581	LSRC13	274537	70.00	72.00	0.18	0.18		
582	LSRC13	274538	72.00	73.00	0.00	<0.02		
583	LSRC13	274539	73.00	74.00	0.03	0.03		
584	LSRC13	274540	74.00	76.00	0.05	0.06	0.04	
585	LSRC13	274541	76.00	80.00	0.05	0.05		
586	LSRC13	274542	80.00	81.00	0.06	0.06		
587	LSRC13	274543	81.00	82.00	9.52	9.52		
588	LSRC13	274913	82.00	83.00	9.07			9.3
589	LSRC13	274914	83.00	84.00	1.32			1.3
590	LSRC13	274546	84.00	85.00	1.26	1.18	1.33	
591	LSRC13	274547	85.00	86.00	0.49	0.49		
592	LSRC13	274548	86.00	88.00	0.26	0.26		
593	LSRC13	274549	88.00	89.00	0.25	0.25		
594	LSRC13	274550	89.00	91.00	0.12	0.13	0.11	
595	LSRC13	274551	91.00	92.00	0.28	0.28		
596	LSRC13	274552	92.00	94.00	0.43	0.43		
597	LSRC13	274553	94.00	95.00	0.16	0.16		
598	LSRC13	274554	95.00	96.00	0.36	0.36		
599	LSRC13	274555	96.00	97.00	0.21	0.21		
600	LSRC13	274556	97.00	99.00	0.28	0.28		
601	LSRC13	274557	99.00	100.00	0.19	0.19		
602	LSRC13	274558	100.00	102.00	0.20	0.20		
603	LSRC13	274559	102.00	103.00	0.21	0.21		
604	LSRC13	274560	103.00	106.00	0.33	0.31	0.35	
605	LSRC13	274561	106.00	107.00	0.21	0.21		
606	LSRC13	274562	107.00	111.00	0.22	0.22		
607	LSRC13	274563	111.00	112.00	0.14	0.14		
608	LSRC13	274564	112.00	113.00	0.25	0.25		
609	LSRC13	274565	113.00	114.00	0.16	0.16		
610	LSRC13	274566	114.00	115.00	0.10	0.10		
611	LSRC13	274567	115.00	116.00	0.30	0.30		
612	LSRC13	274568	116.00	117.00	0.07	0.07		
613	LSRC13	274569	117.00	118.00	0.13	0.13		
614	LSRC14	274571	0.00	4.00	0.17	0.17		
615	LSRC14	274572	4.00	8.00	0.00	<0.02		
616	LSRC14	274573	8.00	12.00	0.12	0.12		
617	LSRC14	274574	12.00	16.00	0.02	0.02		
618	LSRC14	274575	16.00	20.00	0.04	0.04		
619	LSRC14	274576	20.00	24.00	0.00	0.00		
620	LSRC14	274577	24.00	28.00	0.00	<0.02		

RECORD	AU-FA2	AS	SB	GRID-N	GRID-E	AMG-RL
559				10007.350	9908.757	438.083
560				10008.959	9908.804	436.171
561				10010.569	9908.857	434.259
562				10011.213	9908.877	433.494
563				10011.856	9908.898	432.729
564				10013.467	9908.954	430.817
565				10016.043	9909.046	427.759
566				10018.621	9909.144	424.702
567				10021.199	9909.248	421.645
568				10023.778	9909.358	418.590
569				10025.712	9909.443	416.298
570				10026.681	9909.488	415.153
571				10027.970	9909.547	413.626
572				10029.261	9909.609	412.099
573				10030.873	9909.687	410.191
574				10032.487	9909.769	408.283
575				10033.132	9909.802	407.520
576				10033.778	9909.835	406.756
577				10034.423	9909.867	405.993
578				10035.392	9909.919	404.849
579				10036.360	9909.971	403.705
580				10037.328	9910.023	402.560
581				10038.620	9910.095	401.035
582				10039.589	9910.150	399.891
583				10040.235	9910.187	399.128
584				10041.203	9910.241	397.984
585				10043.141	9910.357	395.697
586				10044.756	9910.453	393.791
587				10045.402	9910.493	393.029
588	8.80			10046.049	9910.533	392.267
589	1.28			10046.695	9910.573	391.505
590				10047.341	9910.613	390.743
591				10047.987	9910.654	389.981
592				10048.956	9910.717	388.838
593				10049.926	9910.780	387.695
594				10050.896	9910.842	386.553
595				10051.865	9910.908	385.410
596				10052.835	9910.973	384.268
597				10053.806	9911.039	383.125
598				10054.452	9911.083	382.364
599				10055.099	9911.129	381.602
600				10056.069	9911.196	380.460
601				10057.039	9911.264	379.318
602				10058.009	9911.334	378.176
603				10058.979	9911.404	377.035
604				10060.273	9911.499	375.513
605				10061.568	9911.595	373.991
606				10063.185	9911.718	372.088
607				10064.803	9911.843	370.187
608				10065.450	9911.892	369.426
609				10066.098	9911.943	368.665
610				10066.744	9911.995	367.905
611				10067.392	9912.045	367.144
612				10068.039	9912.098	366.384
613				10068.687	9912.150	365.623
614				10008.382	9879.586	455.777
615				10010.924	9879.654	452.689
616				10013.463	9879.716	449.599
617				10015.996	9879.764	446.503
618				10018.525	9879.805	443.405
619				10021.050	9879.837	440.302
620				10023.571	9879.860	437.197

RECORD	HOLE	SAMPLE NO	FROM	TO	AU-AV	AU	AU-RPT	AU-FA
621	LSRC14	274578	28.00	32.00	0.06	0.06		
622	LSRC14	274579	32.00	36.00	0.02	0.02		
623	LSRC14	274580	36.00	40.00	0.02	0.02		
624	LSRC14	274581	40.00	44.00	0.22	0.22		
625	LSRC14	274582	44.00	46.00	0.05	0.05		
626	LSRC14	274584	46.00	50.00	0.05	0.05		
627	LSRC14	274585	50.00	51.00	0.14	0.14		
628	LSRC14	274586	51.00	52.00	1.34	1.34		
629	LSRC14	274587	52.00	53.00	2.21	2.21		
630	LSRC14	274588	53.00	54.00	1.15	1.15		
631	LSRC14	274589	54.00	55.00	12.70	12.40	13.00	
632	LSRC14	274590	55.00	56.00	12.25	12.40	12.10	
633	LSRC14	274915	56.00	57.00	6.07			3.3
634	LSRC14	274916	57.00	58.00	1.06			1.0
635	LSRC14	274917	58.00	59.00	0.39			0.3
636	LSRC14	274918	59.00	60.00	0.17			0.1
637	LSRC14	274593	60.00	61.00	1.22	1.22		
638	LSRC14	274594	61.00	64.00	0.09	0.09		
639	LSRC14	274595	64.00	65.00	0.28	0.28		
640	LSRC14	274596	65.00	66.00	0.17	0.17		
641	LSRC14	274597	66.00	70.00	0.32	0.32		
642	LSRC14	274598	70.00	72.00	0.34	0.34		
643	LSRC14	274599	72.00	76.00	0.18	0.18		
644	LSRC14	274600	76.00	78.00	0.38	0.38		
645	LSRC14	274601	78.00	79.00	0.27	0.27		
646	LSRC14	274602	79.00	83.00	0.31	0.31		
647	LSRC14	274604	83.00	87.00	0.02	0.02		
648	LSRC14	274605	87.00	91.00	0.89	0.89		
649	LSRC14	274606	91.00	92.00	0.39	0.39		
650	LSRC14	274607	92.00	93.00	0.20	0.20		
651	LSRC14	274608	93.00	95.00	0.23	0.23		
652	LSRC14	274609	95.00	96.00	0.17	0.17		
653	LSRC14	274610	96.00	97.00	0.07	0.07	0.06	
654	LSRC14	274611	97.00	98.00	0.06	0.06		
655	LSRC14	274612	98.00	99.00	0.08	0.08		
656	LSRC14	274613	99.00	100.00	0.13	0.13		
657	LSRC15		0.00	3.00				
658	LSRC15	274615	3.00	7.00	0.00	<0.02		
659	LSRC15	274616	7.00	10.00	0.02	0.02		
660	LSRC15	274617	10.00	14.00	0.04	0.04		
661	LSRC15	274618	14.00	18.00	0.00	<0.02		
662	LSRC15	274619	18.00	22.00	0.00	<0.02		
663	LSRC15	274620	22.00	26.00	0.00	<0.02		
664	LSRC15	274621	26.00	30.00	0.00	<0.02		
665	LSRC15	274622	30.00	31.00	0.03	0.03		
666	LSRC15	274623	31.00	35.00	0.02	0.02		
667	LSRC15	274624	35.00	37.00	0.08	0.08		
668	LSRC15	274625	37.00	38.00	0.63	0.63		
669	LSRC15	274626	38.00	39.00	0.18	0.18		
670	LSRC15	274627	39.00	40.00	0.02	0.02		
671	LSRC15	274628	40.00	42.00	0.00	<0.02		
672	LSRC15	274629	42.00	43.00	0.03	0.03		
673	LSRC15	274919	43.00	44.00	0.00			<0.0
674	LSRC15	274920	44.00	45.00	0.00			<0.0
675	LSRC15	274921	45.00	46.00	0.03			0.0
676	LSRC15	274922	46.00	47.00	8.79			8.7
677	LSRC15	274631	47.00	51.00	0.17	0.17		
678	LSRC15	274633	51.00	55.00	0.54	0.54		
679	LSRC15	274634	55.00	59.00	0.63	0.63		
680	LSRC15	274635	59.00	62.00	0.30	0.30		
681	LSRC15	274636	62.00	63.00	0.66	0.66		
682	LSRC15	274923	63.00	64.00	0.10			0.1

RECORD	AU-FA2	AS	SB	GRID-N	GRID-E	AMG-RL
621				10026.088	9879.875	434.088
622				10028.598	9879.878	430.974
623				10031.105	9879.872	427.857
624				10033.608	9879.858	424.737
625				10035.482	9879.844	422.395
626				10037.352	9879.821	420.049
627				10038.911	9879.800	418.094
628				10039.533	9879.790	417.311
629				10040.155	9879.779	416.528
630				10040.776	9879.769	415.745
631				10041.399	9879.758	414.962
632				10042.020	9879.747	414.179
633	8.80			10042.640	9879.732	413.395
634	1.05			10043.261	9879.720	412.611
635				10043.881	9879.706	411.827
636				10044.502	9879.693	411.042
637				10045.122	9879.678	410.258
638				10046.360	9879.646	408.687
639				10047.598	9879.614	407.117
640				10048.216	9879.596	406.331
641				10049.760	9879.549	404.365
642				10051.611	9879.490	402.005
643				10053.460	9879.425	399.643
644				10055.304	9879.354	397.278
645				10056.226	9879.318	396.096
646				10057.760	9879.254	394.123
647				10060.212	9879.146	390.964
648				10062.658	9879.026	387.801
649				10064.184	9878.948	385.822
650				10064.793	9878.915	385.030
651				10065.707	9878.866	383.843
652				10066.621	9878.816	382.654
653				10067.230	9878.781	381.861
654				10067.838	9878.746	381.068
655				10068.446	9878.710	380.275
656				10069.054	9878.675	379.482
657				10087.477	10158.373	517.863
658				10085.251	10158.311	515.162
659				10083.030	10158.240	512.458
660				10080.810	10158.164	509.753
661				10078.276	10158.071	506.659
662				10075.746	10157.970	503.563
663				10073.221	10157.859	500.463
664				10070.698	10157.740	497.360
665				10069.123	10157.663	495.420
666				10067.551	10157.580	493.478
667				10065.666	10157.479	491.147
668				10064.724	10157.426	489.981
669				10064.096	10157.391	489.204
670				10063.468	10157.356	488.426
671				10062.527	10157.300	487.259
672				10061.589	10157.243	486.091
673				10060.961	10157.205	485.313
674	<0.01			10060.335	10157.167	484.534
675				10059.709	10157.128	483.755
676	8.79			10059.083	10157.088	482.976
677				10057.520	10156.987	481.028
678				10055.022	10156.818	477.908
679				10052.528	10156.641	474.786
680				10050.349	10156.482	472.052
681				10049.105	10156.386	470.488
682				10048.484	10156.339	469.706

RECORD	HOLE	SAMPLE NO	FROM	TO	AU-AV	AU	AU-RPT	AU-FA
683	LSRC15	274924	64.00	65.00	0.16			0.1
684	LSRC15	274925	65.00	66.00	0.07			0.0
685	LSRC15	274926	66.00	67.00	2.07			2.1
686	LSRC15	274638	67.00	68.00	17.50	16.10	18.90	
687	LSRC15	274639	68.00	69.00	16.75	15.80	17.70	
688	LSRC15	274640	69.00	70.00	1.94	1.94		
689	LSRC15	274927	70.00	71.00	0.51			0.5
690	LSRC15	274928	71.00	72.00	1.28			1.2
691	LSRC15	274929	72.00	73.00	0.27			0.2
692	LSRC15	274930	73.00	74.00	0.24			0.2
693	LSRC15	274642	74.00	75.00	0.09	0.09		
694	LSRC15	274643	75.00	76.00	0.50	0.50		
695	LSRC15	274644	76.00	80.00	0.00	<0.02		
696	LSRC15	274645	80.00	81.00	0.00	<0.02		
697	LSRC15	274646	81.00	82.00	0.04	0.04		
698	LSRC15	274647	82.00	85.00	0.02	0.02		
699	LSRC15	274648	85.00	86.00	0.06	0.06		
700	LSRC15	274649	86.00	90.00	0.07	0.07		
701	LSRC15	274651	90.00	94.00	0.02	0.02		
702	LSRC15	274652	94.00	97.00	0.00	<0.02		
703	LSRC15	274653	97.00	98.00	0.02	0.02		
704	LSRC15	274654	98.00	100.00	0.00	<0.02		
705	LSRC16/D14		0.00	3.00				
706	LSRC16/D14	274656	3.00	5.00	0.06	0.06		
707	LSRC16/D14	274657	5.00	6.00	0.50	0.50		
708	LSRC16/D14	274658	6.00	10.00	0.24	0.24		
709	LSRC16/D14	274659	10.00	14.00	0.02	0.02		
710	LSRC16/D14	274660	14.00	18.00	0.00	<0.02		
711	LSRC16/D14	274661	18.00	22.00	0.00	<0.02		
712	LSRC16/D14	274662	22.00	26.00	0.00	<0.02		
713	LSRC16/D14	274663	26.00	30.00	0.02	0.02		
714	LSRC16/D14	274664	30.00	34.00	0.04	0.04		
715	LSRC16/D14	274665	34.00	38.00	0.00	<0.02		
716	LSRC16/D14	274666	38.00	42.00	0.00	<0.02		
717	LSRC16/D14	274667	42.00	46.00	0.12	0.12		
718	LSRC16/D14	274669	46.00	50.00	0.02	0.02		
719	LSRC16/D14	274670	50.00	54.00	0.03	0.03	0.02	
720	LSRC16/D14	274671	54.00	58.00	0.02	0.02		
721	LSRC16/D14	274672	58.00	60.00	0.00	<0.02		
722	LSRC16/D14		60.00	60.80				
723	LSRC16/D14	274688	60.80	62.00	0.27	0.27		
724	LSRC16/D14	274689	62.00	63.80	5.94	6.00	5.88	
725	LSRC16/D14	274690	63.80	65.50	0.22	0.22		
726	LSRC16/D14	274691	65.50	67.00	0.08	0.08		
727	LSRC16/D14	274692	67.00	68.50	0.12	0.12		
728	LSRC16/D14		68.50	68.60				
729	LSRC16/D14	274693	68.60	70.10	0.87	0.87		
730	LSRC16/D14	274694	70.10	71.80	1.75	1.82	1.72	1.7
731	LSRC16/D14	274695	71.80	72.80	8.30	7.85		8.7
732	LSRC16/D14	274696	72.80	73.70	0.22	0.22		
733	LSRC16/D14	274697	73.70	75.05	0.09	0.09		
734	LSRC16/D14	274698	75.05	76.55	0.36	0.36		
735	LSRC16/D14	274699	76.55	78.15	0.20	0.20		
736	LSRC16/D14	274700	78.15	79.90	0.14	0.12	0.15	
737	LSRC16/D14	274701	79.90	81.30	0.18	0.18		
738	LSRC16/D14	274702	81.30	82.40	0.39	0.39		
739	LSRC16/D14	274703	82.40	83.90	0.13	0.13		
740	LSRC16/D14	274704	83.90	85.00	0.29	0.29		
741	LSRC16/D14	274706	85.00	86.00	0.15	0.15		
742	LSRC16/D14	274707	86.00	87.00	0.10	0.10		
743	LSRC16/D14	274708	87.00	88.00	0.14	0.14		
744	LSRC16/D14	274709	88.00	88.75	0.17	0.17		

RECORD	AU-FA2	AS	SB	GRID-N	GRID-E	AMG-RL
683	0.16			10047.862	10156.290	468.925
684				10047.241	10156.241	468.142
685	1.98			10046.621	10156.191	467.360
686				10046.000	10156.141	466.577
687				10045.380	10156.090	465.794
688				10044.760	10156.040	465.012
689				10044.140	10155.989	464.228
690	1.27			10043.521	10155.936	463.445
691				10042.901	10155.883	462.661
692				10042.283	10155.830	461.878
693				10041.664	10155.778	461.094
694				10041.045	10155.724	460.310
695				10039.501	10155.586	458.349
696				10037.956	10155.447	456.388
697				10037.340	10155.389	455.603
698				10036.107	10155.275	454.032
699				10034.875	10155.158	452.461
700				10033.336	10155.008	450.496
701				10030.879	10154.763	447.350
702				10028.730	10154.544	444.596
703				10027.505	10154.414	443.020
704				10026.587	10154.317	441.838
705				10094.440	10139.592	518.591
706				10093.191	10139.611	516.426
707				10092.441	10139.624	515.127
708				10091.191	10139.649	512.962
709				10089.191	10139.695	509.498
710				10087.192	10139.747	506.034
711				10085.193	10139.808	502.570
712				10083.194	10139.877	499.105
713				10081.196	10139.947	495.641
714				10079.197	10140.016	492.177
715				10077.198	10140.085	488.713
716				10075.199	10140.155	485.249
717				10073.201	10140.225	481.785
718				10071.202	10140.294	478.321
719				10069.202	10140.364	474.857
720				10067.204	10140.433	471.393
721				10065.705	10140.486	468.795
722				10065.005	10140.510	467.582
723		20.00	<5	10064.505	10140.527	466.716
724		1660.00	59.00	10063.756	10140.553	465.417
725		190.00	19.00	10062.882	10140.583	463.901
726		140.00	7.00	10062.081	10140.611	462.516
727		160.00	20.00	10061.332	10140.637	461.217
728				10060.933	10140.651	460.524
729		440.00	23.00	10060.533	10140.665	459.831
730		600.00	20.00	10059.733	10140.693	458.446
731		2530.00	59.00	10059.059	10140.716	457.276
732		980.00	198.00	10058.584	10140.733	456.454
733		160.00	28.00	10058.022	10140.752	455.479
734		530.00	399.00	10057.309	10140.777	454.245
735		320.00	31.00	10056.535	10140.804	452.903
736		100.00	34.00	10055.698	10140.833	451.452
737		480.00	89.00	10054.911	10140.861	450.088
738		790.00	237.00	10054.286	10140.883	449.006
739		100.00	13.00	10053.637	10140.905	447.880
740		530.00	32.00	10052.987	10140.928	446.754
741		80.00	14.00	10052.463	10140.945	445.845
742		410.00	61.00	10051.963	10140.963	444.979
743		210.00	19.00	10051.463	10140.981	444.113
744		400.00	60.00	10051.026	10140.995	443.355

RECORD	HOLE	SAMPLE NO	FROM	TO	AU-AV	AU	AU-RPT	AU-FA
745	LSRC16/D14	274710	88.75	90.00	1.70	1.71	1.74	1.6
746	LSRC16/D14	274711	90.00	91.10	0.48	0.48		
747	LSRC16/D14	274712	91.10	91.60	0.60	0.60		
748	LSRC16/D14	274713	91.60	92.30	0.82	0.82		
749	LSRC16/D14	274714	92.30	92.90	1.69	1.62		1.7
750	LSRC16/D14	274715	92.90	93.30	0.13	0.16	0.10	
751	LSRC16/D14	274716	93.30	94.15	2.52	2.48	2.47	2.6
752	LSRC16/D14	274717	94.15	95.00	11.60	11.60		
753	LSRC16/D14	274718	95.00	95.60	0.45	0.45		
754	LSRC16/D14	274719	95.60	96.50	0.24	0.24		
755	LSRC16/D14	274720	96.50	97.40	0.31	0.29	0.33	
756	LSRC16/D14	274721	97.40	98.20	0.21	0.21		
757	LSRC16/D14	274722	98.20	99.15	0.63	0.63		
758	LSRC16/D14	274723	99.15	99.70	12.90	12.80	12.90	13.0
759	LSRC16/D14	274724	99.70	101.10	1.73	1.65	1.80	
760	LSRC17/D15		0.00	3.00				
761	LSRC17/D15	274674	3.00	7.00	0.24	0.24		
762	LSRC17/D15	274675	7.00	11.00	0.15	0.15		
763	LSRC17/D15	274676	11.00	15.00	0.00	<0.02		
764	LSRC17/D15	274677	15.00	19.00	0.00	<0.02		
765	LSRC17/D15	274678	19.00	23.00	0.00	<0.02		
766	LSRC17/D15	274679	23.00	27.00	0.00	<0.02		
767	LSRC17/D15	274680	27.00	31.00	0.00	<0.02	<0.02	
768	LSRC17/D15	274682	31.00	35.00	0.00	<0.02		
769	LSRC17/D15	274683	35.00	39.00	0.00	<0.02		
770	LSRC17/D15	274684	39.00	40.00	0.00	<0.02		
771	LSRC17/D15	274685	40.00	44.00	0.00	<0.02		
772	LSRC17/D15	274686	44.00	45.00	0.00	<0.02		
773	LSRC17/D15		45.00	45.10				
774	LSRC17/D15	274726	45.10	46.50	0.02	0.02		
775	LSRC17/D15	274727	46.50	48.00	0.04	0.04		
776	LSRC17/D15	274728	48.00	49.40	0.03	0.03		
777	LSRC17/D15	274729	49.40	50.00	4.43	4.17		4.6
778	LSRC17/D15	274730	50.00	50.70	0.26	0.28	0.23	
779	LSRC17/D15	274731	50.70	52.10	4.40	4.23		4.5
780	LSRC17/D15	274732	52.10	53.00	2.23	2.21		2.2
781	LSRC17/D15	274733	53.00	54.00	4.01	4.05		3.9
782	LSRC17/D15	274734	54.00	55.05	9.82	9.14		10.5
783	LSRC17/D15	274735	55.05	56.00	0.17	0.17		
784	LSRC17/D15	274736	56.00	57.00	0.04	0.04		
785	LSRC17/D15	274737	57.00	58.10	0.03	0.03		
786	LSRC17/D15	274738	58.10	59.00	0.00	<0.02		
787	LSRC17/D15	274739	59.00	60.00	0.76	0.76		
788	LSRC17/D15	274740	60.00	61.40	0.22	0.22		
789	LSRC17/D15	274741	61.40	62.00	0.04	0.04		
790	LSRC17/D15	274742	62.00	62.90	0.08	0.08		
791	LSRC17/D15	274743	62.90	63.80	0.07	0.07		
792	LSRC17/D15	274744	63.80	65.00	0.00	<0.02		
793	LSRC17/D15	274745	65.00	65.95	0.20	0.20		
794	LSRC17/D15	274746	65.95	67.05	0.04	0.04		
795	LSRC17/D15	274747	67.05	68.00	2.28	2.33	2.13	2.3
796	LSRC17/D15	274748	68.00	68.90	0.58	0.58		
797	LSRC17/D15	274749	68.90	70.40	6.64	6.60		6.6
798	LSRC17/D15	274750	70.40	71.00	0.07	0.06	0.07	
799	LSRC17/D15	274751	71.00	71.95	10.46	11.30		9.6
800	LSRC17/D15	274753	71.95	73.40	5.72	5.93		5.5
801	LSRC17/D15	274754	73.40	74.00	0.23	0.23		
802	LSRC17/D15	274755	74.00	74.95	0.00	<0.02		
803	LSRC17/D15	274756	74.95	76.00	0.00	<0.02		
804	LSRC17/D15	274758	76.00	77.00	0.12	0.12		
805	LSRC17/D15	274759	77.00	77.95	0.06	0.06		
806	LSRC17/D15	274760	77.95	79.00	0.36	0.38	0.34	

RECORD	AU-FA2	AS	SB	GRID-N	GRID-E	AMG-RL
745		720.00	226.00	10050.526	10141.013	442.489
746		290.00	218.00	10049.940	10141.034	441.471
747		320.00	338.00	10049.539	10141.047	440.779
748		550.00	267.00	10049.240	10141.058	440.259
749		1010.00	405.00	10048.915	10141.069	439.696
750		450.00	105.00	10048.665	10141.077	439.263
751		1370.00	465.00	10048.353	10141.089	438.722
752		3640.00	886.00	10047.928	10141.103	437.986
753		1740.00	1180.00	10047.565	10141.116	437.358
754		630.00	978.00	10047.191	10141.129	436.708
755		570.00	1100.00	10046.742	10141.145	435.929
756		440.00	581.00	10046.316	10141.159	435.193
757		1250.00	1010.00	10045.880	10141.175	434.435
758		5390.00	1740.00	10045.504	10141.188	433.785
759		1070.00	378.00	10045.017	10141.205	432.941
760				10092.736	10139.562	518.514
761				10090.535	10139.519	515.794
762				10088.023	10139.462	512.681
763				10085.516	10139.398	509.565
764				10083.014	10139.327	506.445
765				10080.517	10139.248	503.321
766				10078.024	10139.163	500.194
767				10075.538	10139.069	497.062
768				10073.056	10138.967	493.927
769				10070.579	10138.859	490.788
770				10069.033	10138.789	488.825
771				10067.490	10138.714	486.859
772				10065.948	10138.638	484.893
773				10065.609	10138.621	484.460
774			<5	10065.148	10138.596	483.870
775			<5	10064.255	10138.549	482.727
776			72.00	10063.363	10138.502	481.585
777			64.00	10062.747	10138.469	480.798
778			48.00	10062.348	10138.448	480.286
779			37.00	10061.702	10138.415	479.458
780			33.00	10060.995	10138.379	478.552
781			56.00	10060.411	10138.349	477.803
782			40.00	10059.781	10138.316	476.996
783			20.00	10059.166	10138.286	476.208
784			<5	10058.566	10138.258	475.439
785			<5	10057.920	10138.227	474.612
786			14.00	10057.306	10138.199	473.824
787			54.00	10056.721	10138.171	473.075
788			30.00	10055.983	10138.139	472.130
789			27.00	10055.368	10138.113	471.342
790			33.00	10054.907	10138.093	~
791			10.00	10054.354	10138.070	470.041
792			32.00	10053.707	10138.043	469.214
793			482.00	10053.046	10138.015	468.367
794			40.00	10052.415	10137.992	467.559
795			82.00	10051.785	10137.967	466.751
796			58.00	10051.216	10137.946	466.023
797			150.00	10050.477	10137.917	465.077
798			298.00	10049.831	10137.895	464.250
799			1160.00	10049.354	10137.878	463.639
800			225.00	10048.616	10137.854	462.693
801			67.00	10047.985	10137.832	461.886
802			54.00	10047.509	10137.816	461.275
803			44.00	10046.893	10137.797	460.487
804			54.00	10046.263	10137.779	459.679
805			29.00	10045.663	10137.760	458.911
806			20.00	10045.047	10137.743	458.123

RECORD	HOLE	SAMPLE NO	FROM	TO	AU-AV	AU	AU-RPT	AU-FA
807	LSRC17/D15	274761	79.00	79.75	0.00	<0.02		
808	LSRC17/D15	274762	79.75	80.95	0.11	0.11		
809	LSRC17/D15	274763	80.95	82.00	0.00	<0.02		
810	LSRC17/D15	274764	82.00	83.00	0.03	0.03		
811	LSRC17/D15	274765	83.00	84.00	0.03	0.03		

RECORD	AU-FA2	AS	SB	GRID-N	GRID-E	AMG-RL
807			5.00	10044.493	10137.726	457.414
808			13.00	10043.893	10137.709	456.645
809			5.00	10043.201	10137.689	455.759
810			<5	10042.571	10137.672	454.951
811			11.00	10041.955	10137.654	454.163

APPENDIX V

LEVEN STAR, BELLTOPPER HILL

STRUCTURAL & GEOTECHNICAL DATA

FOR

DIAMOND CORE LSDDH 14 & LSDDH 15

EUREKA GOLD MINES NL

GEOTECHNICAL INFORMATION - RQD HOLE LSDDH14 Page 1 of 2

RUN DEPTH		LENGTH	RECOVERY	ORIENTATION			DEPTH		GEOTECHNICAL INFORMATION	
FROM (m)	TO (m)	RECOVERED (m)	%	DEPTH	OK	NO	FROM (m)	TO (m)	FRACTURE COUNT / METRE	RQD (%)
60·80	61·60	0·55	68				60·80	61	3/0·2m	65
61·80	63·15	1·55	100				61	62	4	46
63·15	64·70	1·55	100				62	63	11	24
64·70	65·50	0·55	62				63	64	15 + 5cm shear zone	25
65·50	67·10	1·60	100				64	65	36	10
67·10	68·60	1·50	100				65	66	21+	0
68·60	70·10	1·50	100				66	67	25+	0
70·10	71·40	1·30	100				67	68	23	25
71·40	71·80	0·32	80				68	69	19	20
71·80	73·55	1·40	80				69	70	13	23
73·55	75·05	1·50	100	73·55	✓		70	71	9	54
75·05	76·55	1·50	100				71	72	12	38
76·55	77·15	1·05	175				72	73	7	60
77·15	78·65	1·00	66	Core loss 0·5m.			73	74	7 + 1cm puggy shear.	22
78·65	79·90	0·82	65				74	75	6	48
79·90	80·90	0·90	90				75	76	9	56
80·90	82·40	1·50	100				76	77	19	15
82·40	83·90	1·50	100				77	78	16	0
83·90	85·40	1·45	97				78	79	4 50mm core loss	16
85·40	86·90	1·55	103	85·40		✓	79	80	3	37
86·90	88·30	1·40	100				80	81	9 + 1cm shear	30
88·30	89·60	1·30	100				81	82	13	30
89·60	91·10	1·30	100				82	83	10	48
91·10	92·60	1·50	100				83	84	14	27
92·60	94·15	1·55	100				84	85	5	58
94·15	95·60	1·45	100				85	86	9	33
95·60	97·10	1·50	100				86	87	11	32

GEOTECHNICAL INFORMATION - RQD HOLE LSDRH 14 Page 2 of 2

RUN DEPTH		LENGTH	RECOVERY	ORIENTATION			DEPTH		GEOTECHNICAL	INFORMATION
FROM (m)	TO (m)	RECOVERED	%	DEPTH	OK	NO	FROM (m)	TO (m)	FRACTURE COUNT / METRE	RQD (%)
97.10	98.20	1.06	96	97.10.		✓	87	88	17	36
98.20	99.70	1.5	100				88	89	38+	14
99.70	101.10	1.4	100				89	90	22 + 5cm shear zone	15
							90	91	18 but extremely friable	0
							91	92	16	40
							92	93	10	30
							93	94	13	47
							94	95	17	25
							95	96	9	37
							96	97	19	35
							97	98	22	0
							98	99	14+	45
							99	100	7	44
							100	101	7	45

GEOTECHNICAL INFORMATION - RQD HOLE..LSDDH15 Page.....1..... of.....

RUN DEPTH		LENGTH	RECOVERY	ORIENTATION			DEPTH		GEOTECHNICAL	INFORMATION
FROM (m)	TO (m)	RECOVERED	%	DEPTH	OK	NO	FROM (m)	TO (m)	FRACTURE COUNT / METRE	RQD (%)
45·10	46·50	1·40	100				45	46	6	40
46·50	48·00	1·50	100				46	47	1	91
48·00	49·40	1·40	100	49·40	✓		47	48	2	66
49·40	50·70	1·40	107				48	49	12	44
50·70	52·10	1·30	93				49	50	3	64
52·10	53·50	1·50	107				50	51	8	40
53·50	55·05	1·55	100				51	52	3	57
55·05	56·55	1·60	107				52	53	3	77
56·55	58·10	1·55	100				53	54	6	78
58·10	59·65	1·55	100				54	55	7	37
59·65	61·40	1·40	80				55	56	12	25
61·40	62·90	1·60	107	61·40	✓		56	57	3	59
62·90	64·45	1·50	97				57	58	5	49
64·45	65·95	1·60	107				58	59	12	18
65·95	67·40	1·20	83				59	60	12	35
67·40	68·90.	1·60	107	67·40		X	60	61	12	21
68·90	70·40.	1·60	107				61	62	6	22
70·40							62	63	24 + 1cm shear	23
							63	64	25	17
							64	65	24 ++	12
							65	66	17 ++ 1 & 5cm shear.	20
							66	67	23 +	10
							67	68	22 +	0
							68	69	19	29.
							69	70	15	39
							70	71	8 + 5cm shear	56

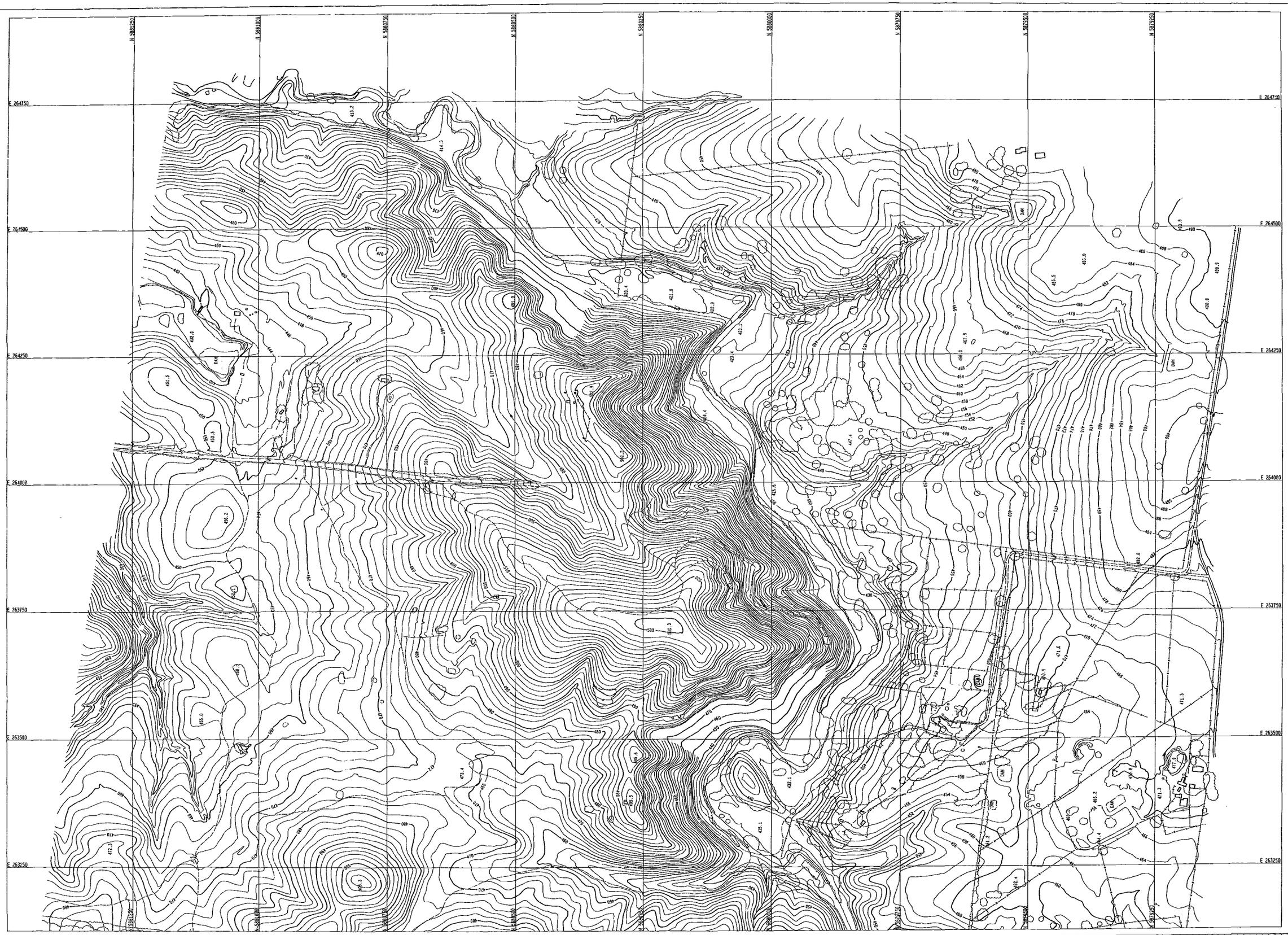

CLIENT :

CONSOLIDATED VICTORIAN NL

Co-ordinate System:	AMG
Level Datum:	AHD
Aerial Photography:	VAC 1063
Date of Photography:	27-1-92
Flying Height:	1500m
Scale of Photography:	1:10,000
Date of Compilation:	FEBRUARY 1994
Contour Interval:	2m

BELLTOPPER HILL

SCALE : 1:2500

QASCO PTY. LTD.
SUITE 2, "STANHILL" ACN 004746669
CNR QUEENS LANE & LOUISE STREET
MELBOURNE, VIC. 3004
Telephone
(03) 820 4774 FAX (03) 820 4773

SHEET 1 OF 2

Reference: V10361

PLAN2B

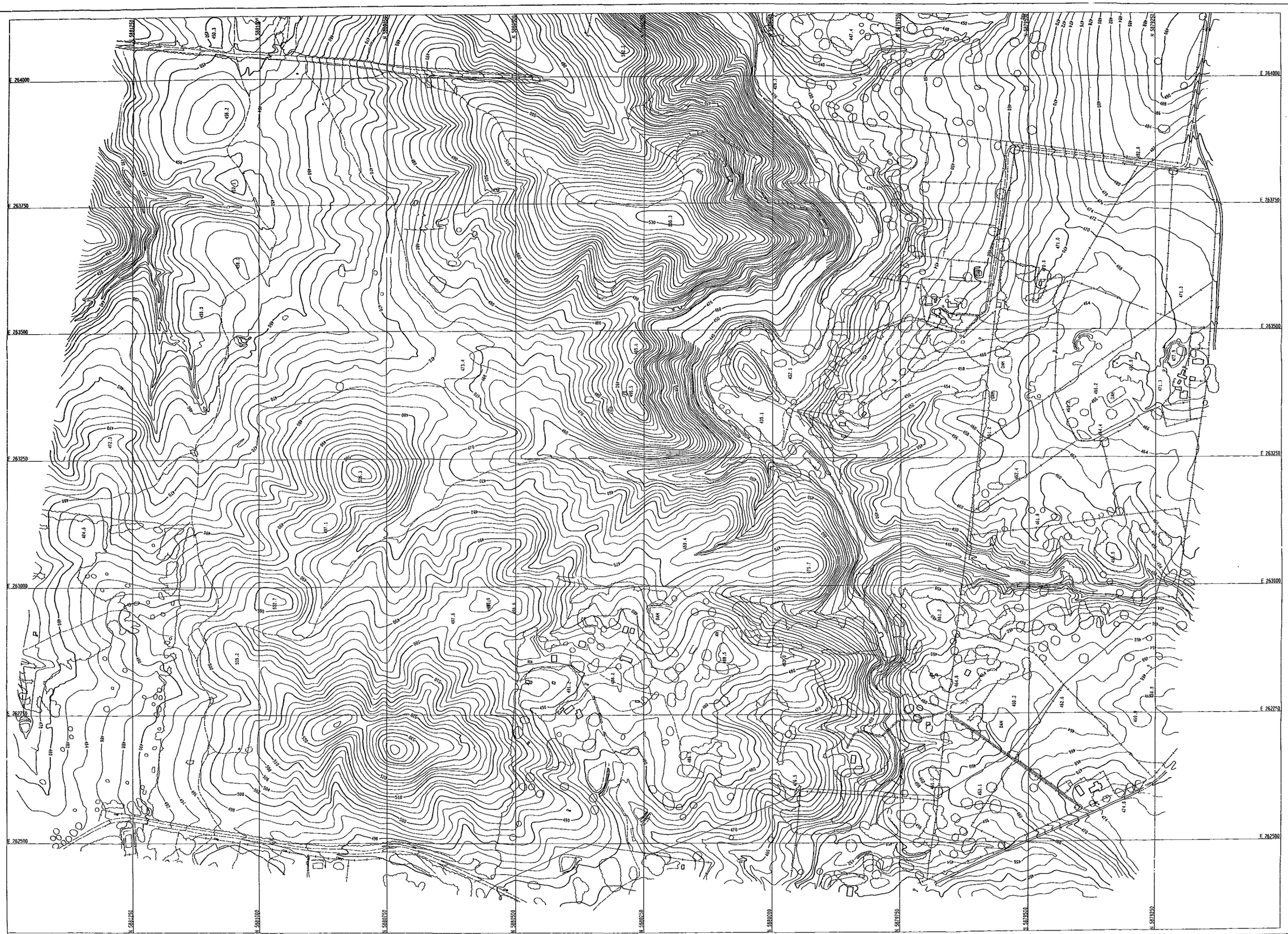

CLIENT :

CONSOLIDATED VICTORIAN NL

Co-ordinate System:	AMG
Level Datum:	AHD
Aerial Photography:	UAG 1083
Date of Photography:	27-1-92
Flying Height:	1500m
Scale of Photography:	1:10,000
Date of Compilation:	FEBRUARY 1994
Contour Interval:	2m

BELLTOPPER HILL

SCALE : 1:2500

QASCO PTY. LTD.
SUITE 2, "STANHILL" ACN 004746669
CNR QUEENS LANE & LOUISE STREET
MELBOURNE, VIC. 3004
Telephone
(03) 820 4774 FAX (03) 820 4773

SHEET 2 OF 2

516 21267

Reference: V10361

PLAN 2B

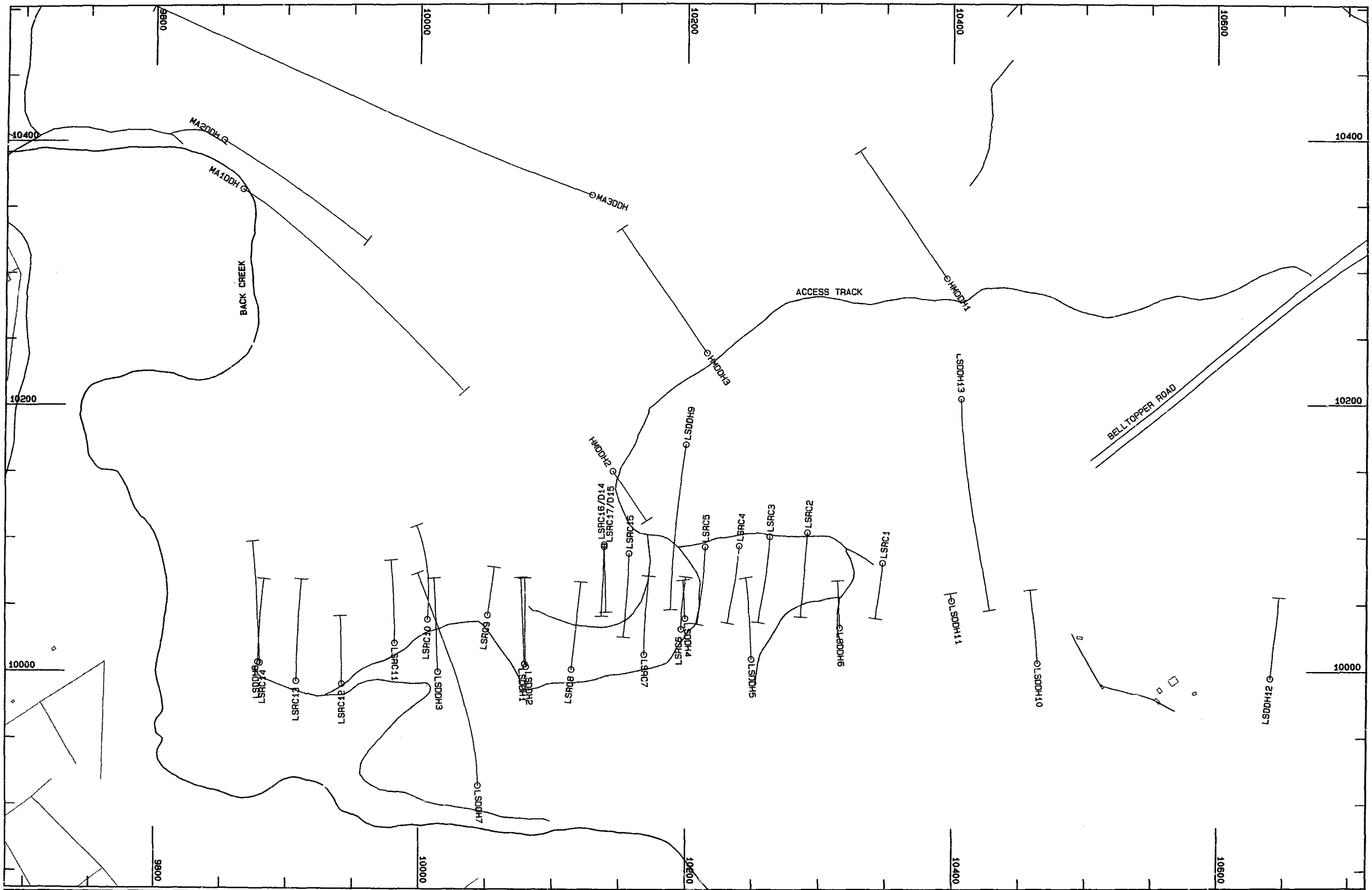

Plotted with

MICROMINE
Resources Software
Perth, Australia
Tel +61 9 389 8722
Fax +61 9 386 7462

BLUE LINE = BACK CREEK

RED LINES = 4XW DRIVE TRACKS

Scale	DATE	SHEET
1:2000	11/12/94	1 of 1
	REF No. DRILLPLN	

0 100 1:2000

LEVEN STAR

PLAN OF DRILL HOLES

EUREKA GOLD MINES NL

BIB 21267

PLAN 3

PLAN 4

LEVEN STAR DRILL HOLE LOCATION
FOR EUREKA GOLD MINES NL

SCALE 1 : 2000

REF AB 1760-94-01

CO-ORDINATES ARE TO A.M.G.

LEVELS ARE TO A.H.D.

B182267

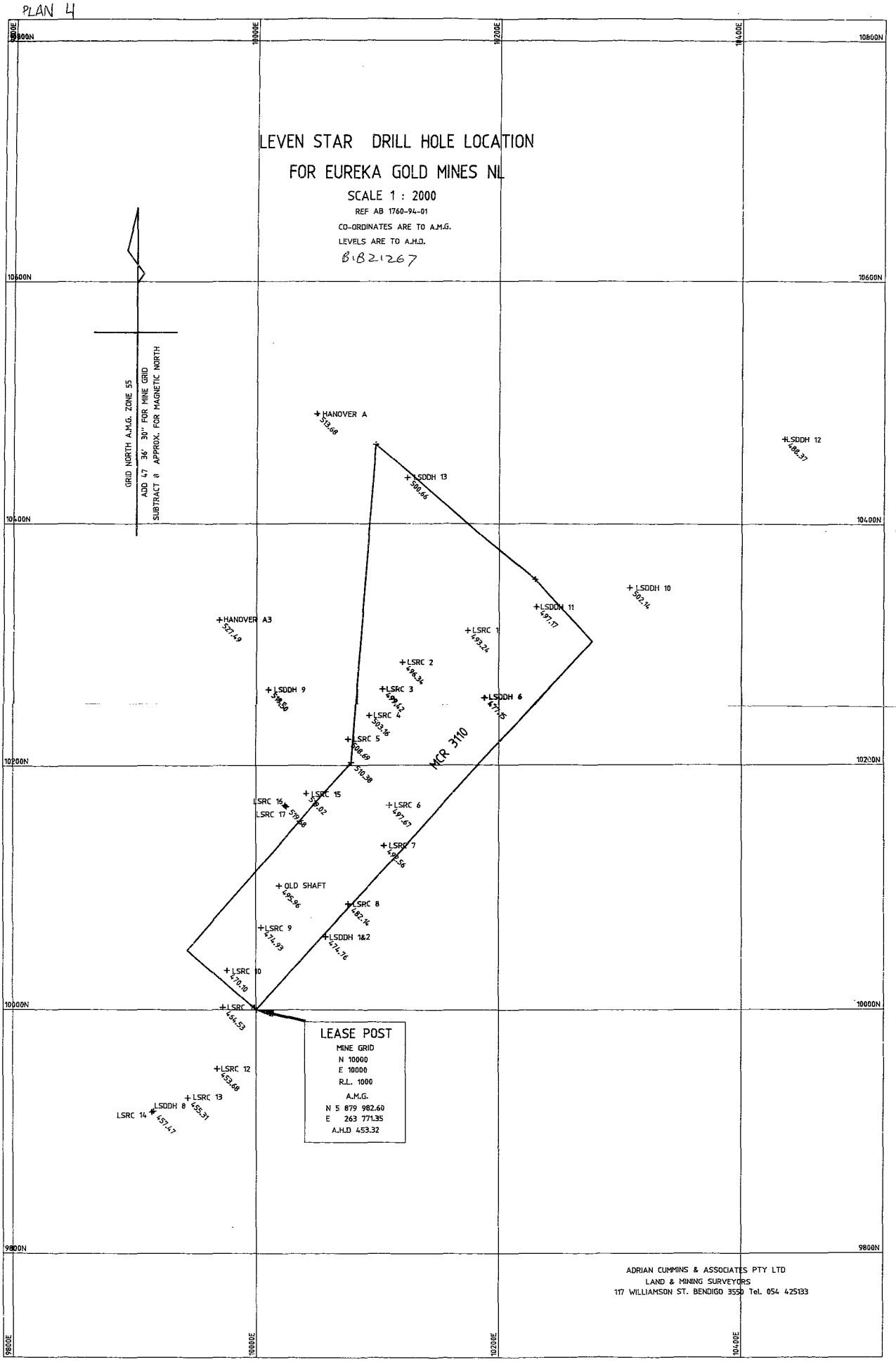

ADRIAN CUMMINS & ASSOCIATES PTY LTD
LAND & MINING SURVEYORS
117 WILLIAMSON ST. BENDIGO 3550 Tel. 054 425133

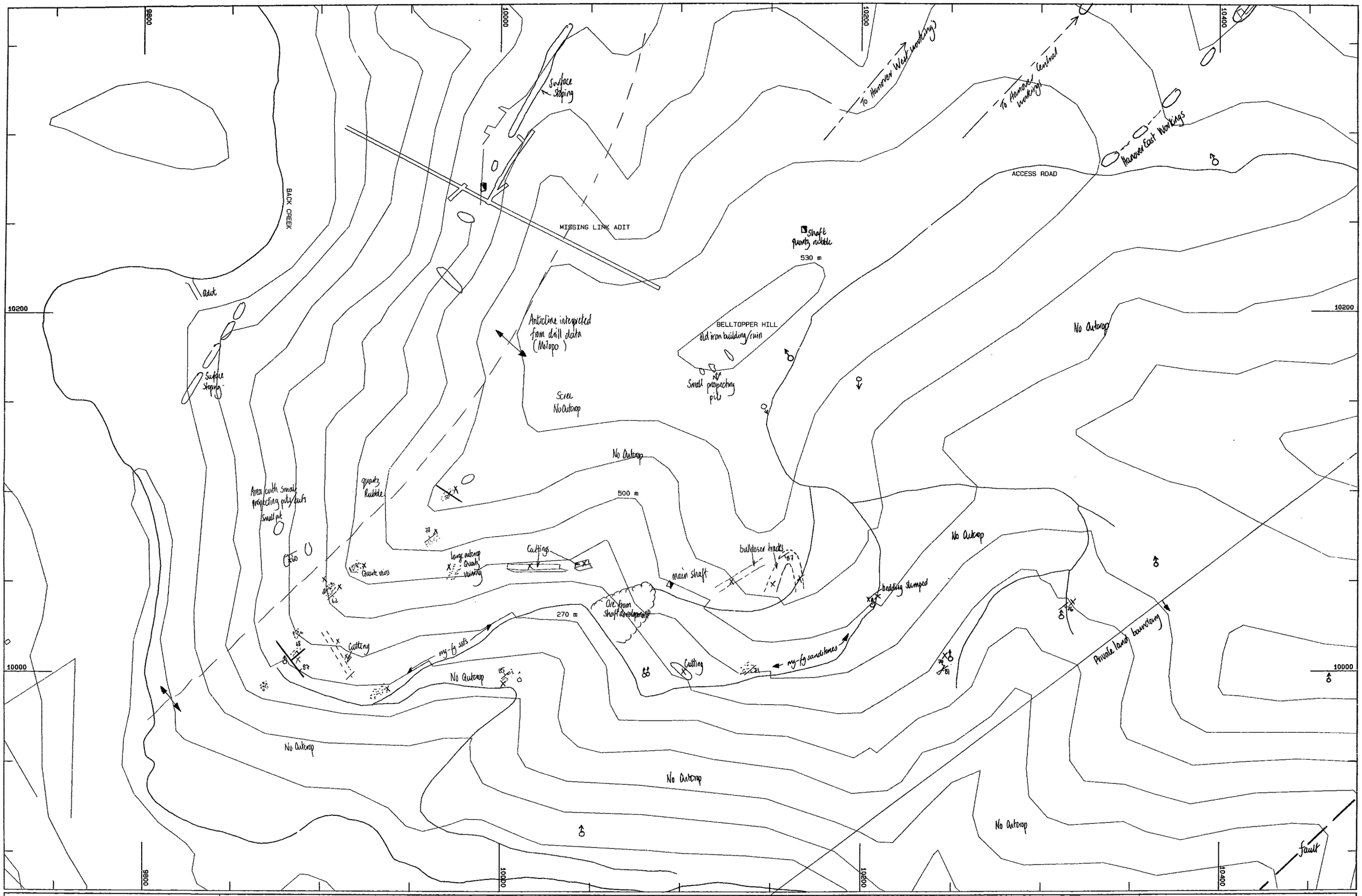

Plotted with

MICROMINE
Resources Software
Perth, Australia
Tel +61 9 389 8722
Fax +61 9 386 7462

FAULT =
INTERPRETED FAULT =
BEDDING =
CLEAVAGE =
SURFACE WORKINGS =
DRILL HOLE PAD =

X Outcrop location
CONTOUR INTERVAL 10m
mg-fg sandstone
cg sandstone

Scale	DATE	SHEET
1: 1000	26/04/94	1 of 1
	REF No. TEMPTOPO	

0 50 100 1: 1000

LEVEN STAR RECONNAISSANCE FIELD MAPPING

EUREKA GOLD MINES NL

BIB 21267

PLAN 1.